



# City of Appleton

100 North Appleton Street  
Appleton, WI 54911-4799  
www.appleton.org

## Meeting Agenda - Final Board of Health

---

Wednesday, August 14, 2024

7:00 AM

Council Chambers, 6th Floor

---

1. Call meeting to order

2. Pledge of Allegiance

3. Roll call of membership

4. Approval of minutes from previous meeting

[24-1020](#) June 12, 2024 Board of Health Meeting Minutes

Attachments: [06.12.2024 Board of Health Meeting Minutes.pdf](#)

5. **Public Hearing/Appearances**

6. **Action Items**

[24-1022](#) Policy Review: N200 Child Passenger Safety Program

Attachments: [POL\\_N200\\_Child Passenger Safety Program\\_DRAFT.pdf](#)

[POL\\_N200\\_Attachments.pdf](#)

[24-1026](#) Animal Ordinance Memorandum

Attachments: [2024.08.02\\_AnimalOrdinanceMemorandum\\_a.pdf](#)

7. **Information Items**

[24-1027](#) Mental Health Information Series: Sarah Bassing-Sutton, N.E.W. Metal Health Connection and Reiko Ramos, Diverse and Resilient

[24-1025](#) Q2 2024 Report

Attachments: [Q2\\_2024\\_QuarterlyReport\\_0.pdf](#)

[24-1021](#) Dangerous Animal Declarations

Attachments: [07.11.2024\\_DangerousAnimalDeclaration\\_River.pdf](#)

[24-1023](#) New Noise Variances

Attachments: [August BoH\\_New2024\\_ApprovedNoiseVariances.pdf](#)

[24-1024](#)

Health Department Newsletter

**Attachments:** [August 2024 Newsletter\\_0.pdf](#)

8. Adjournment

*Notice is hereby given that a quorum of the Common Council may be present during this meeting, although no Council action will be taken.*

*Reasonable Accommodations for Persons with Disabilities will be made upon Request and if Feasible.*



# City of Appleton

100 North Appleton Street  
Appleton, WI 54911-4799  
www.appleton.org

## Meeting Minutes - Final-revised Board of Health

---

Wednesday, June 12, 2024

7:00 AM

Council Chambers, 6th Floor

---

1. Call meeting to order

*Chair person Cathy Spears calls the meeting to order at 7:01am.*

2. Pledge of Allegiance

*The Board of Health membership is led in the Pledge of Allegiance by Alder Nate Wolff.*

3. Roll call of membership

*Dr. Vogel arrives at 7:05am.*

### Rollcall

**Present:** 8 - Spears, Fuchs, Werth, Vogel, Kane, Alderperson Jones, Mayor Woodford and Wolff

4. Approval of minutes from previous meeting

*Werth moved, seconded by Alderperson Jones, that the April 10th, 2024 Board of Health Meeting Minutes be approved. Motion carried by the following vote:  
**approved***

**Aye:** 7 - Spears, Fuchs, Werth, Kane, Alderperson Jones, Mayor Woodford and Wolff

**Excused:** 1 - Vogel

[24-0710](#)

April 10th, 2024 Board of Health Meeting Minutes

**Attachments:** [04.10.2024 Board of Health Meeting Minutes.pdf](#)

5. **Public Hearing/Appearances**

*Dr. Olivia Ford and Dr. Andrew Christiansen are in attendance from Mosaic Health.*

6. **Action Items**

[24-0786](#)

Elect Board of Health Chair

*Wolff moved, seconded by Mayor Woodford, that Cathy Spears be elected Board of*

*Health Chair. Motion carried by the following vote:*  
**approved**

**Aye:** 7 - Spears, Fuchs, Werth, Kane, Alderperson Jones, Mayor Woodford and Wolff

**Excused:** 1 - Vogel

[24-0716](#)

Elect Board of Health Vice Chair

*Spears moved, seconded by Alderperson Jones, that Dr. Vogel be elected Board of Health Vice-Chair. Motion carried by the following vote:*  
**approved**

**Aye:** 7 - Spears, Fuchs, Werth, Kane, Alderperson Jones, Mayor Woodford and Wolff

**Excused:** 1 - Vogel

[24-0717](#)

Set Board of Health Meeting Place and Time

*Wolff moved, seconded by Alderperson Jones, that the Board of Health Meeting be held the second Wednesday of each month at 7:00am in the City of Appleton Council Chambers. Motion carried by the following vote:*  
**approved**

**Aye:** 8 - Spears, Fuchs, Werth, Vogel, Kane, Alderperson Jones, Mayor Woodford and Wolff

[24-0718](#)

Designate Board of Health Contact Person

*Wolff moved, seconded by Alderperson Jones, that Charles Sepers be designated the Board of Health contact person. Motion carried by the following vote:*  
**approved**

**Aye:** 8 - Spears, Fuchs, Werth, Vogel, Kane, Alderperson Jones, Mayor Woodford and Wolff

[24-0722](#)

Policy Review: N204 Tuberculosis Screening

**Attachments:** [POL\\_N204\\_TuberculosisScreening\\_06.05.2024.pdf](#)

*Presented by Deputy Director, Sonja Jensen.*

*Werth moved, seconded by Alderperson Jones, that Policy N204 Tuberculosis Screening be approved. Motion carried by the following vote:*  
**recommended for approval**

**Aye:** 8 - Spears, Fuchs, Werth, Vogel, Kane, Alderperson Jones, Mayor Woodford and Wolff

## 7. Information Items

[24-0412](#)

Table of Organization Changes

**Attachments:** [2024.05.29\\_NursingTO\\_a.docx](#)  
[2024.0524\\_EHTech.docx](#)

*Presented by Health Officer, Charles Sepers and Deputy Director, Sonja Jensen.*

[24-0720](#)

Q1 2024 Report

**Attachments:** [Q1 2024 Report.pdf](#)

*Presented by Health Officer, Charles Sepers.*

[24-0719](#)

Wastewater Professionals Impact Report

**Attachments:** [Appleton WWTF Impact Report.pdf](#)

*Presented by Health Officer, Charles Sepers.*

[24-0414](#)

Dangerous Animal Declarations

**Attachments:** [05.17.2024\\_DangerousAnimalProclamation\\_Chase.pdf](#)  
[04.03.2024\\_DangerousAnimalProclamation\\_Ace.pdf](#)

*Presented by Health Officer, Charles Sepers.*

[24-0415](#)

New Noise Variances

**Attachments:** [JuneBoH\\_NewApprovedNoiseVariancesPublicPublish.pdf](#)

*Presented by Health Officer, Charles Sepers.*

[24-0388](#)

Health Department Newsletter

**Attachments:** [June 2024 Newsletter\\_0.pdf](#)

*Presented by Health Officer, Charles Sepers.*

## 8. Adjournment

*Meeting adjourned at 7:45am.*

**adjourned**

**Aye:** 8 - Spears, Fuchs, Werth, Vogel, Kane, Alderperson Jones, Mayor Woodford and Wolff



<b>Title:</b> Child Passenger Safety Program				
<b>Policy #:</b> N200				
<b>Creation Date:</b> 4.24.24		<b>Last Approved Date:</b>		Reviewed Annually
<b>Description:</b> Child Passenger Safety Program				
<b><u>PHAB Domain/ Standard/ Measure (LINK):</u></b> 4.1.2 A Participate Actively in Community Health Coalitions				
<b>Statutory Authority/ Evidence Base/ Links:</b> <a href="#">Child Safety Restraint Systems Section 347.48 Wisconsin Statutes</a>				
<b>Author(s)/ Reviewer(s):</b> Val Davis, Julie Erickson, Sonja Jensen, Katie Schink-Pawlowski				
<b>Policy Approval Tracking</b>				
<b>Created/ Reviewed/ Revised Date</b>	<b>Legal Services Approval Date</b>	<b>Board of Health Approval Date</b>	<b>Council Approval Date</b>	<b>Health Officer or Designee Signature (Name/Title)</b>
Created 4.24.24	6.5.24			

## Purpose

A Child Passenger Safety (CPS) program will ensure caregivers have access to a car seat/s for their children along with proper installation and education.

## Policy

Appleton Health Department will decrease childhood injuries by providing car seats to eligible families and by providing car seat checks with CPS education. Eligible families will meet the criteria as defined in Child Passenger Safety Program Procedure.



DEPARTMENT OF  
**PUBLIC  
HEALTH**

# Appleton Health Department Policies

## Definitions

Car seat-approved child passenger restraint system

CPS-Child Passenger Safety

## Attachments

Child Passenger Safety Program Procedure

Child Passenger Safety Appointment Scheduling Procedure

Child Passenger Safety Fitting Station Procedure



<b>Title:</b> Child Passenger Safety Program Procedure			
<b>Procedure #:</b> PRO_N201			
<b>Creation Date:</b> 5.20.24	<b>Last Approved Date:</b>		Reviewed Annually
<b>Description:</b> Procedure for the Child Passenger Safety Program			
<b><u>PHAB Domain/ Standard/ Measure (LINK):</u></b> 4.1.2 A Participate Actively in Community Health Coalitions			
<b>Statutory Authority/ Evidence Base/ Links:</b> <a href="#">Child Safety Restraint Systems Section 347.48 Wisconsin Statutes</a>			
<b>Author(s)/ Reviewer(s):</b> Val Davis, Julie Erickson, Sonja Jensen, Katie Schink-Pawlowski			
<b>Procedure Approval Tracking</b>			
<b>Created/ Reviewed/ Revised Date</b>	<b>Division Supervisor Signature</b>	<b>Department Medical Advisor (if required)</b>	<b>Health Officer or Designee Signature (Name/Title)</b>
Created 5/20/24			

## Purpose

A Child Passenger Safety (CPS) program will ensure caregivers have access to a car seat for their children along with proper installation and education.

## Procedure

### Referrals

- 1) Referrals can be made by Public Health staff, WIC, Community partners, or self-referral for families/individuals who need a car seat(s) or education on proper use of a car seat(s).
- 2) Incoming referrals are given to lead CPS tech to be assigned and recorded on spread sheet.





- 3) CPS tech will reach out to client to gather necessary information and schedule an appointment.

Information needed:

- Child's name
- Age
- Height
- Weight
- Car seat model and manufacturer
- Vehicle year, make and model

#### Voucher

- 4) Eligibility includes those who live in City of Appleton needing a car seat and who are on or qualify for Badger Care, meet WIC income guidelines, or have a child eligible for reduced school lunches.
- 5) Appointments can be scheduled with the caregiver to be held at a mutual agreeable time and location.

#### Installation

- 1) Install car seat per installation guidelines in accordance with the National Child Passenger Safety Certification Training Program.
- 2) Review the most up to date Car Seat Recall/Defects and Safety Notices.  
<https://www.saferidenews.com/resources/tools-for-cpsts/recalls/>
- 3) Complete Safe Kids Installation Checklist. Have caregiver sign and initial consent and release of liability on the form.
- 4) If family is receiving a car seat, have the caregiver complete the mandatory Recipient Survey Form, and sign the car seat voucher. CPS Tech should complete voucher form.

#### Record Retention

- 1) The completed Safe Kids Installation Checklist, car seat voucher, and Recipient Survey Form will be maintained for 7 years. Scan and upload forms into appropriate folder.
- 2) The City of Appleton Health Department will maintain proof of current Child Passenger Safety Technician Certification for any individuals installing car seats.

## Definitions

CPS Tech-Child Passenger Safety Technician

CPS Program-Child Passenger Safety Program

Voucher- Wisconsin Department of Transportation's Bureau of Transportation Safety (BOTS) grant funded car seat documentation form

WIC-Women, Infants and Children



DEPARTMENT OF  
**PUBLIC  
HEALTH**

## Appleton Health Department Procedures

### Attachments and References

The LATCH Manual (most recent version)

[National Child Passenger Safety Certification Training Program Technician Guide](#)

Voucher Form

Installation Checklist

Recipient Survey

Referral Tracking Document

[Car Seat Recall/Defects and Safety Notices](#)



<b>Title:</b> Child Passenger Safety Seat Appointment Scheduling			
<b>Procedure #:</b> PRO_N202			
<b>Creation Date:</b>	04.09.24	<b>Last Approved Date:</b>	Reviewed Annually
<b>Description:</b>	Procedure for Child Passenger Safety Seat Appointment Scheduling		
<b><u>PHAB Domain/ Standard/ Measure (LINK):</u></b>	4.1.2 A Participate Actively in Community Health Coalitions		
<b>Statutory Authority/ Evidence Base/ Links:</b>	<a href="#">Child Safety Restraint Systems Section 347.48 Wisconsin Statutes</a>		
<b>Author(s)/ Reviewer(s):</b>	Val Davis, Julie Erickson, Sonja Jensen, Katie Schink-Pawlowski		
<b>Procedure Approval Tracking</b>			
<b>Created/ Reviewed/ Revised Date</b>	<b>Division Supervisor Signature</b>	<b>Department Medical Advisor (if required)</b>	<b>Health Officer or Designee Signature (Name/Title)</b>
Created 04.09.24			

## Purpose

Procedure to ensure that appointment scheduling for child passenger safety seat installation and education appointments is an efficient and equitable process.

## Procedure

### Voucher Program

1. A client must meet the following criteria to qualify for free child passenger seat from City of Appleton
  - a. Appleton resident



DEPARTMENT OF  
**PUBLIC  
HEALTH**

# Appleton Health Department Procedures

- b. Income eligible (must qualify for WIC, Badger Care and/or free and reduced lunch)
2. If above criteria are met and client requests a car seat, schedule for next fitting station if opening available in Outlook Calendar titled 'Fitting Station'.
3. Time slots are marked off for the second Tuesday of the month, April-October from 1-5pm. The last appointment should be scheduled for 4:30pm.
4. Let client know the dates of upcoming fitting stations and available time slots.
  - a. For families having one seat installed, schedule one 30-minute time slot.
  - b. For families having two or more seats installed, schedule two consecutive 30-minute time slots.
  - c. Explain to client that education and installation of car seat will take 30-60 minutes.
  - d. Provide the location of the car seat fitting station:
    - i. Appleton Fire Department #5, 1701 W. Brewster St., Appleton, 54914.
  - e. Ask client to bring vehicle manual.
5. If the client expresses an urgent situation (i.e. pregnant and due before next fitting station), let them know a technician will call them to make alternate arrangements.
6. Notify a CPS Technician of situation so they can reach out to client.
7. Fill out referral form and save here J:\Nursing\Car Seat referrals and appts to Nursing: Car Seat Referrals and Appointments.
8. Fill out a car seat voucher for each child in need of seat. Please fill out as much information as possible (height, weight, birthdate, due date, vehicle year, make and model).
  - a. Note if client needs interpreter and which language.
  - b. If they are scheduled for fitting station, notify Lead CPS Technician via teams.
  - c. If they have an urgent need for an individual appointment, put in Lead CPS Technician's mailbox and send Teams message.

## Services for General Public

1. If a client already has a car seat but needs help installing it
  - Schedule these clients in the Outlook Calendar using the process above.
  - A voucher does not have to be filled out for these appointments.

## Definitions

Car seat-approved child passenger restraint system

CPS-Child Passenger Safety

BOTS – Bureau of Transportation Safety

Voucher – Wisconsin Bureau of Transportation Safety (BOTS) grant funded car seat documentation form

WIC – Women, Infants and Children



DEPARTMENT OF  
**PUBLIC  
HEALTH**

# Appleton Health Department Procedures

## Attachments

The LATCH Manual (most recent version)

[National Child Passenger Safety Certification Training Program Technician Guide](#)

Voucher Form

Installation Checklist

Recipient Survey

Referral Tracking Document

[Car Seat Recall/Defects and Safety Notices](#)



<b>Title:</b> Child Passenger Fitting Station			
<b>Procedure #:</b> PRO_N203			
<b>Creation Date:</b>	4.24.24	<b>Last Approved Date:</b>	Reviewed Annually
<b>Description:</b>	Procedure for Child Passenger Fitting Station		
<b><u>PHAB Domain/ Standard/ Measure (LINK):</u></b>	4.1.2 A Participate Actively in Community Health Coalitions		
<b>Statutory Authority/ Evidence Base/ Links:</b>	<a href="#">Child Safety Restraint Systems Section 347.48 Wisconsin Statutes</a>		
<b>Author(s)/ Reviewer(s):</b>	Val Davis, Julie Erickson, Sonja Jensen, Katie Schink-Pawlowski		
<b>Procedure Approval Tracking</b>			
<b>Created/ Reviewed/ Revised Date</b>	<b>Division Supervisor Signature</b>	<b>Department Medical Advisor (if required)</b>	<b>Health Officer or Designee Signature (Name/Title)</b>
Created 4.24.24			

## Purpose

A procedure for the Appleton Child Passenger Safety Fitting Station to ensure that the process is efficient and equitable for families who need child passenger safety seat installation and education.

## Procedure

### Scheduling

1. Schedule in Fitting Station Outlook Calendar, follow scheduling instructions.
2. Schedule interpreter service if needed for fitting station after appointment with client is scheduled.



### Day of Fitting Station

1. Print Excel spreadsheet for appointment schedule. This should have age, height, weight of child to determine what seats will be needed for car seat vouchers. Bring seats, if needed, to fire station. Update car seat inventory on spreadsheet.
2. Make sure you have copies of vouchers needed.
3. Have BOTS surveys if providing seats with voucher. One survey per seat given must be completed.
4. Try to use convertible seats for infants unless underlying circumstance. Convertible seats will last longer. Keep track of names of clients receiving seats so duplicate seats are not given to same client in the future.
5. Bring printed copy of Excel spreadsheet schedule.
6. Bring Safe Kids check in form for staff and volunteers to sign in and out.
7. All forms and supplies should be in bin located in storage closet at Fire Department #5.
8. Bring laptop to look up car seat manufacturer instructions if not available.

### At Fire Department

1. If garage door is closed go to front door of fire station located off Brewster St.
2. If equipment is in stall find firefighter to clear/move equipment.
3. Supplies are in storage closet (storage bins, forms, pool noodles, scale, doll, extra seats, etc.)
4. Have all staff and volunteers sign in and out on Safe Kids Check In form (Needed for Buckle Up Grant).
5. When registrants arrive for appointments record how many adults and children attend for each appointment on schedule.
6. For example, if 2 adults and 2 children come for one time slot, record 2A2C. If registrant is a no-show record NS. For a pregnant mom use 1A1C.
7. If one family comes for multiple time slots only record information next to one of their appointments.
8. This information is needed for the Buckle Up Report.
9. Complete a car seat checklist form for each vehicle at the fitting station using pencil.
10. Check form for completion and ensure the tech has written their tech number on the form when they have finished installing the seat(s).
11. If registrant has a voucher, have them complete and sign a BOTS survey for each seat provided. Also have them sign the voucher form.
12. Bring all completed forms and donations back to health department at the end of the evening or the following day.
13. Check supplies to see if anything is needed for next fitting station (forms, noodles, etc.)

### After Fitting Station

1. After returning to health department, look over forms, make sure everything is filled in and completed correctly. If any errors use a white out pen to make corrections.
2. Fill out 'Buckle Up' grant form for all completed check list forms.



DEPARTMENT OF  
**PUBLIC  
HEALTH**

# Appleton Health Department Procedures

3. If voucher was used, make a copy of car seat checklist form. Place copies, signed vouchers, and completed BOTS surveys in Lead CPS Technician's mailbox for filing.
4. Paperclip original car seat check list forms and place in Lead CPS Technician's mailbox for filing.
5. Place completed registration cards for car seats in outgoing mail slot.
6. If any donations were received, write amount, and date on note and give to Administrative Assistant.

## Definitions

Car seat-approved child passenger restraint system

CPS-Child Passenger Safety

BOTS – Bureau of Transportation Safety

Voucher – Wisconsin Bureau of Transportation Safety (BOTS) grant funded car seat documentation form

## Attachments

The LATCH Manual (most recent version)

[National Child Passenger Safety Certification Training Program Technician Guide](#)

Voucher Form

Installation Checklist

Recipient Survey

Referral Tracking Document

[Car Seat Recall/Defects and Safety Notices](#)



# Appleton Health Department Child Passenger Safety Checklist

Use blue, black, or #2 pencil and for mistakes use Wite-out correction tape.  
**Only submit original forms; copies will not be accepted.**

Fill in boxes, from left to right one letter/number per box 

1	2	3	A	B	C
---	---	---	---	---	---

 Fill in circles like this ●

Caregiver First Name (Person Receiving Education)

Caregiver Last Name

Are you a citizen of the European Union (EU)?  YES  NO

Address (Optional)

City  State  Zip

Phone  -  -

Email Address

Vehicle Make/Mfg. (e.g. Chevy, Buick)

Vehicle Model (e.g. Malibu, Enclave)

Vehicle Year

PLEASE READ THE FOLLOWING CAREFULLY! THIS WAIVER AFFECTS YOUR LEGAL RIGHTS. IF THERE IS ANYTHING IN THIS WAIVER THAT YOU DO NOT UNDERSTAND OR IF YOU OBJECT TO ANY PROVISION CONTAINED IN THE WAIVER, SEEK ADVICE FROM YOUR LEGAL COUNSEL. REQUESTS FOR MODIFICATIONS MAY BE DIRECTED TO THE CITY ATTORNEY'S OFFICE AT (920) 832-6423. For good and valuable consideration, including car seat inspection and educational services provided at no cost to caregivers by City of Appleton staff in order to reduce the occurrences of improper child safety seat installations, caregiver agrees on behalf of caregiver and caregiver's heirs, assigns and the like, to hold harmless, indemnify, and defend the City of Appleton and its officers, officials, employees and agents from and against any and all liability, loss, damage, expenses, costs (including attorney fees) arising in any way out of the car seat inspection or educational services provided including, but not limited to, any acts or omissions to act which the caregiver may commit.

Caregiver signature \_\_\_\_\_ Today's Date  /  /  20

Month Day Year

**TECHNICIAN - ALL QUESTIONS BELOW REFER TO YOUR STATE LAW**

**CHILD NUMBER ONE - COMMENT BOX ON BACK**

Child Present  Yes  No  Unborn

Child with Special Transport Needs?  Yes  No

Child's age  0 - 12 Months  13 - 23 Months   Years (write whole number only 2,3,4...)

Height/inches   Weight/lbs

Child Initials   Child First Name (Optional)

**ON ARRIVAL**

**1. Child/CSS location in vehicle**

front row  Other seating location Explain:

back  3rd row

**2. CSS installed using (select all that apply)**

No CSS (Mark - Go to #18)  Integrated Seat (Mark - Go to #7)

Uninstalled (i.e in box)  Unrestrained (Mark - Go to #18)

Seatbelt  Tether  Lower anchors

**3. Restraint type:**

RF only w/o base  RF only w/ base  Base only  RF convertible  FF w/ harness  BP Booster  Lap/Shoulder (Mark -Go to #17)  Lap only (Mark - Go to #17)  Special Needs  Vest

**4. CSS MFG:**

Baby Trend  Britax  Chicco  UPPAbaby  Diono  Graco  Nuna  Clek  Recaro  Peg Perego  Evenflo  Bubble Bum  Dorel (Cosco, Eddie Bauer, Safety 1st,Maxi Cosi)  Other

**5. Model Number**

**6. MFG Date (MM/DD/YYYY)**  /  /

**FINDINGS** Yes No N/A

**7. CSS history known**

**8. CSS involved in a crash**

**9. CSS labels missing**

**10. CSS expired**

**11. CSS recalled**

**BASED ON LAW**

**12. CSS correct direction**

**13. CSS harness correct**

**14. Recline angle correct**

**15. Lower anchors correct**

**16. Tether correct**

**17. Seatbelt correct**

**ON DEPARTURE**

**18. Child/CSS location in vehicle**

front row  Other seating location Explain:

back  3rd row

**19. Child/CSS installed using (select all that apply)**

No CSS  Integrated Seat (Mark - Go to 25)

Uninstalled  Seatbelt  Tether  Lower anchors

**20. Coalition provided a new CSS?**  Yes  No

**21. Restraint type:**

RF only w/o base  RF only w/ base  Base only  RF convertible  FF w/ harness  BP Booster  Lap/Shoulder  Lap only  Special Needs  Vest

**22. CSS MFG:**

Same as 4,5,6 (Mark - Go to 25)

Baby Trend  Britax  Chicco  UPPAbaby  Diono  Graco  Nuna  Clek  Recaro  Peg Perego  Evenflo  Bubble Bum  Dorel (Cosco, Eddie Bauer, Safety 1st,Maxi Cosi)  Other

**23. Model Number:**

**24. MFG Date (MM/DD/YYYY):**  /  /

**BASED ON STATE LAW**

**25. Child / CSS Correct**  Yes  No

**26. CSS/Vehicle Compatible**  Yes  No

**27. Education Materials Given**  Yes  No

**28. Discussed Unattended Children In & Around Cars**  Yes  No

**29. Next Steps Discussed**  Yes  No

**CAREGIVER SIGN OFF:**

**30. I harnessed child/doll in CSS**  Yes  No  N/A

**31. I participated/installed CSS**  Yes  No  N/A

**32. My Ethnicity (VOLUNTARY)**

Black or African American  White  Hispanic  Asian  Native Hawaiian/Other Pacific Islander  American Indian/Alaska Native  Other

**33. I can install my car seat on my own**

Yes  Maybe  No

Initials   Donation \$

Tech Last Name   Tech Worked alone

Tech Number

**COALITION #**

Tech Last Name   Senior Checker

Tech Number

CPS Class  Inspection Station

Partner #

Child Present  Yes  No  Unborn

**CHILD NUMBER TWO - COMMENT BOX BELOW**

Child with Special Transport Needs?  Yes  No

Child's age  0 - 12 Months

Height/inches

Weight/lbs

Child Initials

Child First Name (Optional)

13 - 23 Months

Years (write whole number only 2,3,4...)

**ON ARRIVAL**

**1. Child/CSS location in vehicle**

front row  Other seating location Explain:   
 back  3rd row

**2. CSS installed using (select all that apply)**

No CSS (Mark - Go to #18)  
 Uninstalled  Integrated Seat (Mark - Go to #7)  
 Seatbelt  Unrestrained (Mark - Go to #18)  
 Tether  Lower anchors

**3. Restraint type:**

RF only w/o base  RF only w/ base  
 Base only  RF convertible  
 FF w/ harness  BP Booster  
 Lap/Shoulder (Mark -Go to #17)  Lap only (Mark - Go to #17)  
 Special Needs  Vest

**4. CSS MFG:**

Baby Trend  Britax  
 Chicco  UPPAbaby  
 Diono  Graco  
 Nuna  Clek  
 Recaro  Peg Perego  
 Evenflo  Bubble Bum  
 Dorel (Cosco, Eddie Bauer, Safety 1st,Maxi Cosi)  
 Other

**5. Model Number**

**6. MFG Date (MM/DD/YYYY)**

/  /

**FINDINGS**

Yes No N/A

**7. CSS history known**

**8. CSS involved in a crash**

**9. CSS labels missing**

**10. CSS expired**

**11. CSS recalled**

**BASED ON LAW**  
**12. CSS correct direction**     
**13. CSS harness correct**

**14. Recline angle correct**

**15. Lower anchors correct**

**16. Tether correct**

**17. Seatbelt correct**

**ON DEPARTURE**

**18. Child/CSS location in vehicle**

front row  Other seating location Explain:   
 back  3rd row

**19. CSS installed using (select all that apply)**

No CSS  Integrated Seat (Mark - Go to 25)  
 Uninstalled  Seatbelt  
 Tether  Lower anchors

**20. Coalition provided a new CSS?**  Yes  No

**21. Restraint type:**

RF only w/o base  RF only w/ base  
 Base only  RF convertible  
 FF w/ harness  BP Booster  
 Lap/Shoulder  Lap only  
 Special Needs  Vest

**22. CSS MFG:**

Same as 4,5,6 (Mark - Go to 25)  
 Baby Trend  Britax  
 Chicco  UPPAbaby  
 Diono  Graco  
 Nuna  Clek  
 Recaro  Peg Perego  
 Evenflo  Bubble Bum  
 Dorel (Cosco, Eddie Bauer, Safety 1st,Maxi Cosi)  
 Other

**23. Model Number:**

**24. MFG Date (MM/DD/YYYY):**

/  /

**BASED ON STATE LAW**

**25. Child / CSS Correct**  Yes  No

**26. CSS/Vehicle Compatible**  Yes  No

**27. Education Materials Given**  Yes  No

**28. Discussed Unattended Children In & Around Cars**  Yes  No

**29. Next Steps Discussed**  Yes  No

**CAREGIVER SIGN OFF:**

Yes  No  N/A  
**30. I harnessed child/doll in CSS**     
**31. I participated/installed CSS**     
**33. I can install my car seat on my own**  
 Yes  Maybe  No

Initials   Donation \$

**Child# 2 - Comments**

Tech Last Name  Tech Worked alone

Tech Number

Tech Last Name  Senior Checker

Tech Number

**Child# 1 - Comments**

**QUICK REFERENCE: KNOW YOUR STATE LAWS**

**Direction:** All infants and toddlers should ride in a rear-facing CSS for as long as possible, until they reach the highest weight or height allowed by their CSS manufacturer. Most convertible seats have limits that will permit children to ride rear-facing for 2 years or more. (AAP updated August 2018).

**Location**

**All children under age 13 should ride in a back seat.** If a child must ride in the front seat, then the child with a full harness CSS or properly adjusted shoulder belt, seated in the correct forward facing and upright position, should sit there. Move the vehicle seat as far back from the airbag as possible. For older children sitting in safety belts next to side airbags, remind them to sit straight up and avoid resting their heads on a window or structural pillar of the vehicle.

**Harness - Know Your State Law**

Rear-facing CSS harness straps should pass through the slots at or below the child's shoulders. The forward facing CSS harness straps should pass through the slots at or above the child's shoulders. Read CSS instructions. Use all CSS until the upper height or weight limits are met. A child is too large for the CSS when the shoulders are above the top FF harness slots, the child's head is within 1 inch of the top of the rear facing CSS or he exceeds CSS weight or height limits. Harness straps must lay flat on the chest and over the hips. Harness straps must pass the "pinch" test: when the buckled straps are pinched at the shoulder, there should be no slack or extra webbing. The harness retainer clip must sit at the child's armpit level, and the straps must be threaded properly through the clip.

**Belt-Positioning Booster (BPB) Seats - Know Your State Law**

Use all BPBs with vehicle lap and shoulder safety belts. Check BPB instructions for use with switchable shoulder belts. Special products, such as vests and Y harnesses used with a booster base, must be used according to manufacturer's instructions and the vehicle owner's manual. Many children will be between 8-12 years before the safety belt alone fits properly. Use a BPB until that time.

**Installation:** Fully read and follow all labels plus CSS and vehicle manuals for every CSS installation.


Never install a rear-facing CSS in front of a frontal airbag. No system is fail-safe, so even if the passenger sensing system or airbag switch shows the right front passenger frontal airbag is turned off, secure rear-facing CSS in a back seat. Safety belts must pass through the CSS exactly as the manufacturer directs. CSS must not move more than 1 inch side to side or front to back when grasped at the belt path. In general, use either lower anchors or safety belt, not both together, unless allowed by both the CSS and vehicle manufacturers. Check vehicle manuals to identify designated lower anchor and tether anchor locations. Always use the top tether when directed by the CSS and vehicle instructions. Follow the current LATCH Manual if further guidance or clarification is needed. LATCH weight limits must be followed. Heavier children who ride in a harness CSS may require special arrangements. Seat belts in vehicles made after 1996 meet lockability requirements, so no locking clip should be needed. Always test vehicle safety belts to be sure they are locked at either the retractor or latchplate unless a lock off or locking clip has been used to secure the car seat. Treat unused safety belts as you would any cord by ensuring that they are out of reach of children, and that caregivers are aware of entanglement danger. Technology (e.g., inflatable seat belts) changes regularly and requires your full attention. You must read manuals! This summary does not take the place of reading manuals.

**Child Ready for Safety Belt**

With the child's back and bottom against vehicle seat back, the knees should bend naturally at vehicle seat edge. When the safety belt is buckled, the lap belt fits low on the hips, touching the thighs, and the shoulder belt rests between neck and shoulder on the collarbone. Never place the shoulder belt under arms or behind backs. Optimally, the child's feet should touch the floor.



**Other**

Remind caregivers to NEVER LEAVE A CHILD ALONE IN A CAR. The CSS is not a babysitter. Children should not spend excessive amounts of time in a CSS when outside of a vehicle.



# APPLETON HEALTH DEPARTMENT

 www.appleton.org  
 100 North Appleton Street  
Appleton, WI 54911-4799

 920-832-6429  
 920-832-5853



## Car Seat Voucher

Issue date:		This voucher expires 60 days from issue date.	
Name of caregiver			
Street Address		City	Zip code
Phone		Interpreter	
Name of child			
Child date of birth (or due date)		Age	
Child weight		Child height	
Vehicle Year	Make	Model	
Comments:			

Scheduled for install       CPST to call caregiver to schedule       Caregiver will call to schedule

### Voucher guidelines

- Car seats provided through the AHD CPS Program are obtained through the WI DOT's Bureau of Transportation Safety (BOTS) grant.
- Voucher recipient must live in the City of Appleton and qualify for BadgerCare, WIC, or free or reduced school lunches.
- There is no charge to residents for grant funded car seats.
- Available seats may vary and will be chosen by CPST as appropriate for the child and caregiver needs.

### To be completed by CPS Tech installing seat

--	--

Caregiver signature Acknowledging receipt of car seat Date

--	--

Agency issuing voucher Type of seat given (rear-facing only, convertible, combination, high back booster, backless booster)

Recipient Survey completed by caregiver

--	--

Name of CPST providing car seat Signature Date

**Highway Safety Project Agreement**  
WI DOT  
Bureau of Transportation Safety

**Recipient Survey Form**

*(A copy of this form is required to be on file by the Grantee)*

**Car Seat Recipient Information:**

County: \_\_\_\_\_

Zip Code: \_\_\_\_\_

Date of Installation: \_\_\_\_\_

Age of Child: \_\_\_\_\_

Type of seat distributed

Infant

Convertible

Combination with Harness

Booster

Please rate the following statements 1-4

(1- not at all, 2 - somewhat, 3 – moderately, 4 – significantly)

\_\_\_\_\_ My Knowledge of proper car seat use increased.

\_\_\_\_\_ I am able to properly install the car seat on my own after receiving instruction.

---

For Staff Use Only-

Donation received? Yes No

Amount received \$ \_\_\_\_\_

## CHAPTER 347

## EQUIPMENT OF VEHICLES

## SUBCHAPTER I

## GENERAL PROVISIONS

- 347.01 Words and phrases defined.
- 347.02 Applicability of chapter.
- 347.03 Sale of prohibited equipment unlawful.
- 347.04 Owner responsible for improperly equipped vehicle.
- 347.05 Reciprocity agreements as to equipment.
- SUBCHAPTER II
- LIGHTING EQUIPMENT
- 347.06 When lighted lamps required.
- 347.07 Special restrictions on lamps and the use thereof.
- 347.08 Determining the visibility distance and mounted height of lamps.
- 347.09 Headlamps on motor vehicles.
- 347.10 Headlamp specifications for motor vehicles other than mopeds and motor bicycles.
- 347.11 Headlamp specifications for mopeds and motor bicycles.
- 347.115 Modulating headlamps for motorcycles, motor bicycles or mopeds.
- 347.12 Use of multiple-beam headlamps.
- 347.13 Tail lamps and registration plate lamps.
- 347.14 Stop lamps.
- 347.145 Deceleration warning lights for motorcycles, motor bicycles, mopeds or motor buses.
- 347.15 Direction signal lamps or devices.
- 347.16 Clearance lamps and reflectors.
- 347.17 Color of clearance and marker lamps and reflectors.
- 347.18 Mounting of clearance lamps and reflectors.
- 347.19 Visibility of clearance lamps and reflectors.
- 347.20 Lamp or flag on projecting load or fixture.
- 347.21 Lamps and flags on trains of agricultural vehicles.
- 347.22 Lamps on farm tractors, self-propelled implements of husbandry, and lightweight utility vehicles.
- 347.23 Lamps on highway maintenance equipment.
- 347.24 Lamps and reflectors on nonmotor vehicles and equipment.
- 347.245 Identification emblem on certain slow moving vehicles.
- 347.25 Special warning lamps on vehicles.
- 347.26 Restrictions on certain optional lighting equipment.

- 347.27 When lighted lamps required on parked vehicles.
- 347.28 Certain vehicles to carry flares or other warning devices.
- 347.29 Display of warning devices for certain vehicles when standing on highway.
- 347.30 Penalty for violating lighting equipment requirements.

## SUBCHAPTER III

## OTHER EQUIPMENT

- 347.35 Brakes.
- 347.36 Performance ability of brakes.
- 347.37 Brake fluid, sale regulation.
- 347.38 Horns and warning devices.
- 347.385 Traffic control signal preemption and priority devices.
- 347.39 Mufflers.
- 347.40 Mirrors.
- 347.41 Speed indicators.
- 347.413 Ignition interlock device tampering; failure to install.
- 347.415 Odometer tampering.
- 347.417 Immobilization device tampering.
- 347.42 Windshield wipers.
- 347.43 Safety glass.
- 347.435 Vehicle monitoring and feedback.
- 347.44 Painting requirements for school buses; restrictions as to painting of other vehicles.
- 347.445 Crossing gates for school buses.
- 347.447 Additional safety mirrors on school buses.
- 347.45 Tire equipment.
- 347.455 Modifications to height of vehicle.
- 347.46 Fenders and mudguards.
- 347.47 Drawbars, trailer hitches and mobile home couplings.
- 347.475 Airbags, prohibited practices.
- 347.48 Safety belts and child safety restraint systems.
- 347.485 Protective headgear for use on motorcycles.
- 347.486 General requirements.
- 347.487 Seating requirements.
- 347.488 Moped equipment.
- 347.489 Lamps and other equipment on bicycles and other vehicles and devices.
- 347.49 Equipment of vehicles transporting flammable liquids.
- 347.50 Penalties.

**Cross-reference:** See also ch. [Trans 305](#), Wis. adm. code.

## SUBCHAPTER I

## GENERAL PROVISIONS

**347.01 Words and phrases defined.** Words and phrases defined in s. [340.01](#) are used in the same sense in this chapter unless a different definition is specifically provided.

**347.02 Applicability of chapter.** (1) No provision of this chapter requiring vehicles to be equipped in a particular manner is applicable to any of the following vehicles unless the vehicle is expressly included within or made subject to the particular provision:

- (a) Farm tractors.
- (b) Implements of husbandry.
- (c) Vehicles drawn by animals.
- (d) Road machinery.
- (e) Bicycles.
- (em) Electric bicycles.
- (g) Motor bicycles.
- (h) Golf carts operated in accordance with s. [349.18 \(1\) \(b\)](#) or (c) or (1m).
- (i) Electric scooters and electric personal assistive mobility devices.
- (j) Lightweight utility vehicles, as defined in s. [346.94 \(21\) \(a\)](#).
- (k) Personal delivery devices.

(2) No provision of this chapter requiring or prohibiting certain types of equipment on a vehicle is applicable when such vehicle is not operated upon or occupying a highway.

(2m) (a) No provision of this chapter requiring or prohibiting certain types of equipment on a vehicle is applicable to an imported vehicle which has been granted entry into the United States by the federal government solely for the purpose of test or experiment.

(b) The exemption under par. (a) is limited to the one-year period following the entry of the vehicle.

(3) Nothing in this chapter shall be construed to prohibit the use of additional parts and accessories on any vehicle not inconsistent with this chapter.

(4) Beginning July 1, 1960, the provisions of this chapter covering lighting shall be applicable to all state, county and municipal trucks, truck tractors, trailers and semitrailers.

(5) If a vehicle registered under s. [341.25 \(1\) \(a\)](#), [341.265](#), [341.266](#), or [341.269](#) has equipment which was designated by the manufacturer as optional equipment in the model year the vehicle was manufactured, it is not necessary for such equipment to be in operating condition unless it replaces equipment which is required by law to be both present and functioning.

(6) Notwithstanding the requirements of this chapter, the department may establish special equipment standards for vehicles operated under s. [343.135](#) which differ from the equipment standards established under this chapter. Equipment standards established under this subsection may not be less stringent than any federal standards established for the vehicle.

(7) The vehicle equipment requirements for a street modified vehicle shall be the same as the vehicle equipment requirements for a vehicle of the same type and model year that is not a street

modified vehicle. The vehicle equipment requirements for a replica vehicle or a homemade vehicle specified in s. 341.268 (1) (b) 2. shall be the same as the vehicle equipment requirements for a vehicle of the same type and model year as the vehicle used for purposes of the reproduction.

(8) If the department establishes by rule limitations on the tinting of motor vehicle windows, the limitations do not apply to police vehicles owned by the state or a county, city, village, or town when tinting is necessary for the protection of personnel, passengers, or equipment.

**History:** 1977 c. 39; 1979 c. 345; 1981 c. 275; 1983 a. 243, 288, 538; 1985 a. 187; 1985 a. 197 s. 7; 1993 a. 165; 1997 a. 27; 1999 a. 85; 2001 a. 90, 109; 2009 a. 135, 157; 2013 a. 20; 2015 a. 232; 2017 a. 13; 2019 a. 11, 34; 2023 a. 251.

**347.03 Sale of prohibited equipment unlawful.** No person shall sell for highway use any device, appliance, accessory or replacement part the use of which on a motor vehicle is unlawful.

**347.04 Owner responsible for improperly equipped vehicle.** Any owner of a vehicle not equipped as required by this chapter who knowingly causes or permits such vehicle to be operated on a highway in violation of this chapter is guilty of the violation the same as if he or she had operated the vehicle personally. No demerit points shall be assessed or counted pursuant to s. 343.32 against the operator's license of the owner of the vehicle by reason of the owner's conviction of any such violation unless the owner was personally operating the vehicle at the time of the violation.

**History:** 1989 a. 105.

**347.05 Reciprocity agreements as to equipment.**

(1) The secretary, with the approval of the governor, is authorized to enter into reciprocal agreements with the duly authorized representatives of other jurisdictions exempting the residents of those jurisdictions from details of vehicle equipment requirements of this state which are particularly burdensome to residents of such other jurisdictions operating vehicles in this state, provided the law of such other jurisdiction requires vehicles to be equipped in a manner rendering them substantially as safe as those equipped in the manner required by the laws of this state. The agreements shall provide substantially like exemptions for residents of this state when operating vehicles in such other jurisdiction.

(2) This section does not authorize reciprocity agreements as to laws governing the size and weight of vehicles.

**History:** 1977 c. 29 s. 1654 (7) (c).

## SUBCHAPTER II

### LIGHTING EQUIPMENT

**347.06 When lighted lamps required.** (1) Except as provided in subs. (2) and (4), no person may operate a vehicle upon a highway during hours of darkness or during a period of limited visibility unless all headlamps, tail lamps, and clearance lamps with which the vehicle is required to be equipped are lighted. Parking lamps as described in s. 347.27 may not be used for this purpose. This subsection does not apply if lamps that are automatically activated whenever the vehicle is started are in use, if the headlamps are of sufficient intensity to satisfy the requirements for daytime running lamps under 49 CFR 571.108, S7.10.13.

(2) Headlamps need not be lighted on a towed vehicle or on a vehicle having at least 2 lighted adverse weather lamps on the front thereof and being operated under the circumstances described in s. 347.26 (3) (b).

(3) The operator of a vehicle shall keep all lamps and reflectors with which such vehicle is required to be equipped reasonably clean and in proper working condition at all times.

(4) A duly authorized warden, as defined in s. 24.01 (11), may operate a vehicle owned or leased by the department of natural resources upon a highway during hours of darkness or during a period of limited visibility without lighted headlamps, tail lamps,

or clearance lamps in the performance of the warden's duties under s. 29.924 (2).

**History:** 1977 c. 425; 1979 c. 32; 1981 c. 98 s. 3; 1997 a. 248; 2015 a. 165; 2017 a. 365.

**347.07 Special restrictions on lamps and the use thereof.** (1) Whenever a motor vehicle equipped with head-

lamps also is equipped with any adverse weather lamps, spot-lamps or auxiliary lamps, or with any other lamp on the front thereof projecting a beam of intensity greater than 300 candlepower, not more than a total of 4 of any such lamps or combinations thereof on the front of the vehicle shall be lighted at any one time when such vehicle is upon a highway.

(2) Except as provided in sub. (3), or as otherwise expressly authorized or required by this chapter, no person shall operate any vehicle or equipment on a highway which has displayed thereon:

(a) Any color of light other than white or amber visible from directly in front; or

(b) Any color of light other than red on the rear; or

(c) Any flashing light.

(3) A motorcycle may be equipped with a lighting device that illuminates the ground directly beneath the motorcycle if all of the following apply:

(a) The lighting device is not visible to approaching vehicles.

(b) The lighting device does not display a red, blue, or amber light.

(c) The lighting device does not display a flashing, oscillating, or rotating light.

**History:** 2015 a. 27.

**347.08 Determining the visibility distance and mounted height of lamps.** (1) Whenever this chapter states a requirement as to distance from which certain lamps and devices shall render objects visible or within which such lamps or devices shall be visible, such distance shall be measured during hours of darkness under normal atmospheric conditions and upon a straight, level, unlighted highway unless a different time, direction or condition is expressly stated.

(2) Whenever this chapter requires a lamp or device to be mounted at a certain height, the distance shall be measured from the center of the lamp or device to the level ground upon which the vehicle stands when such vehicle is without load.

**347.09 Headlamps on motor vehicles.** (1) No person may operate a motor vehicle on a highway during hours of darkness or during a period of limited visibility, unless the vehicle is equipped as follows:

(a) Except as provided in pars. (b) and (c), every motor vehicle shall be equipped with at least 2 headlamps, which headlamps shall comply with the requirements and limitations set forth in sub. (2) and s. 347.10 and shall be mounted symmetrically with respect to the vertical plane extending through the longitudinal axis of the vehicle with at least one on each side of the center of the front of the motor vehicle.

(b) Every moped or motorcycle shall be equipped with at least one and not more than 2 headlamps, which headlamps shall comply with the requirements and limitations set forth in sub. (2) and s. 347.10.

(c) Every motor bicycle or vehicle registered under s. 341.067 and operated by a person licensed under s. 343.075 or 343.135 shall be equipped with at least one and not more than 2 headlamps, which headlamps shall comply with the requirements and limitations set forth in sub. (2) and s. 347.11.

(2) Every headlamp on a motor vehicle shall be located at a height of not more than 54 inches nor less than 24 inches.

**History:** 1983 a. 243; 1985 a. 65; 2015 a. 165; 2019 a. 50.

**Cross-reference:** See also ss. Trans 305.11, 305.43, and 305.55, Wis. adm. code.

**347.10 Headlamp specifications for motor vehicles other than mopeds and motor bicycles.** (1) Except as provided in sub. (4), the headlamps or the auxiliary driving lamp or

the auxiliary passing lamp or combination thereof on motor vehicles other than mopeds and motor bicycles shall be so arranged that the driver may select at will between distributions of light projected to different elevations. No such lamp shall have any type of decorative covering that restricts the amount of light emitted when the lamp is in use. Such lamps may, in addition, be so arranged that such selection can be made automatically. This subsection does not apply to any type of decorative covering originally equipped on the vehicle at the time of manufacture and sale.

(2) Multiple-beam headlamps shall comply with the following requirements:

(a) There shall be an uppermost distribution of light or composite beam so aimed and of such intensity as to reveal persons and vehicles at a distance of at least 350 feet ahead for all conditions of loading;

(b) There shall be a lowermost distribution of light or composite beam so aimed and of sufficient intensity to reveal persons and vehicles at a distance of at least 100 feet ahead, and on a straight level road under any condition of loading none of the high-intensity portion of the beam shall be so directed as to strike the eyes of an approaching driver.

(3) No person shall sell after July 1, 1958, any new motor vehicle equipped with multiple beam headlamps and no person shall operate any motor vehicle sold new after July 1, 1958, and equipped with multiple beam headlamps unless such vehicle also is equipped with a beam indicator which is lighted whenever the uppermost distribution of light from the headlamps is in use and which is not otherwise lighted. Such indicator shall be so designed and located that when lighted it will be readily visible without glare to the driver of the vehicle so equipped. This subsection does not apply to motorcycles.

(4) Any motor vehicle may be operated during hours of darkness or during a period of limited visibility when equipped with 2 lighted lamps upon the front of the motor vehicle capable of revealing persons and objects 75 feet ahead in lieu of lamps required by subs. (1) to (3) if the vehicle at no time is operated at a speed in excess of 20 miles per hour. No lighted lamp under this subsection may have any type of decorative covering that restricts the amount of light emitted when the lighted lamp is in use. This subsection does not apply to any type of decorative covering originally equipped on the vehicle at the time of manufacture and sale.

**History:** 1983 a. 243; 1995 a. 346; 2015 a. 165.

**Cross-reference:** See also ss. [Trans 305.11](#), [305.43](#), and [305.55](#), Wis. adm. code.

**347.11 Headlamp specifications for mopeds and motor bicycles.** The headlamps on mopeds or motor bicycles may be of the single-beam or multiple-beam type but in either event shall comply with the following requirements and limitations:

(1) The headlamp shall be an electric headlamp and the current shall be supplied by a wet battery and electric generator, by a current-generating coil incorporated into the magneto or by a generator driven directly by the motor by means of gears, friction wheel, chain or belt.

(2) The headlamp shall display a white light of sufficient illuminating power to reveal any person, vehicle or substantial object at a distance of 200 feet ahead and shall be so adjusted or operated that the glaring light rays therefrom are not directed into the eyes of the driver of any oncoming vehicle. No headlamp shall have any type of decorative covering that restricts the amount of light emitted when the headlamp is in use. This subsection does not apply to any type of decorative covering originally equipped on the vehicle at the time of manufacture and sale.

(3) If the moped or motor bicycle is equipped with a multiple-beam headlamp, the upper beam shall meet the minimum requirements set forth in sub. (2) and the lowermost beam shall meet the requirements applicable to a lowermost distribution of light as set forth in s. [347.10](#) (2) (b).

(4) If the moped or motor bicycle is equipped with a single-beam lamp, such lamp shall be so aimed that when the vehicle is loaded none of the high-intensity portion of light, at a distance of 25 feet ahead, projects higher than the level of the center of the lamp from which it comes.

**History:** 1983 a. 243; 1995 a. 346.

**347.115 Modulating headlamps for motorcycles, motor bicycles or mopeds.** A motorcycle, motor bicycle or moped may be equipped with and use a means of modulating the upper beam of the headlamp between a high and a lower brightness at a rate of 200 to 280 changes per minute. A headlamp may not be modulated during hours of darkness.

**History:** 1981 c. 52; 1983 a. 243.

**347.12 Use of multiple-beam headlamps.** (1) Whenever a motor vehicle is being operated on a highway during hours of darkness or during a period of limited visibility, the operator shall use a distribution of light or composite beam directed high enough and of sufficient intensity to reveal a person or vehicle at a safe distance in advance of the vehicle, subject to the following requirements and limitations:

(a) Whenever the operator of a vehicle equipped with multiple-beam headlamps approaches an oncoming vehicle within 500 feet, the operator shall dim, depress or tilt the vehicle's headlights so that the glaring rays are not directed into the eyes of the operator of the other vehicle. This paragraph does not prohibit an operator from intermittently flashing the vehicle's high-beam headlamps at an oncoming vehicle whose high-beam headlamps are lit.

(b) Whenever the operator of a vehicle equipped with multiple-beam headlamps approaches or follows another vehicle within 500 feet to the rear, the operator shall dim, depress, or tilt the vehicle's headlights so that the glaring rays are not reflected into the eyes of the operator of the other vehicle. This paragraph does not prohibit an operator from intermittently flashing the vehicle's high-beam headlamps as provided under par. (a).

(2) Subsection (1) (a) and (b) does not apply to the use of alternating flashing or pulsating headlamps under s. [347.25](#) (1r).

**History:** 1989 a. 69; 1991 a. 316; 1999 a. 66; 2015 a. 165.

Sub. (1) (b) does not require proof that the headlights reflected into the eyes of another driver. The statute directs drivers operating within 500 feet to dim their headlights and concludes by describing the purpose of this requirement: to prevent the glaring rays from reflecting into another driver's eyes. An interpretation that would require an ordinary driver using high beams to know whether his or her headlights will impair another driver's vision is absurd. *State v. Tomaszewski*, 2010 WI App 51, 324 Wis. 2d 433, 782 N.W.2d 725, 09–0385.

**347.13 Tail lamps and registration plate lamps.** (1) No person may operate a motor vehicle, mobile home, or trailer or semitrailer upon a highway during hours of darkness or during a period of limited visibility unless the motor vehicle, mobile home, or trailer or semitrailer is equipped with at least one tail lamp mounted on the rear which, when lighted during hours of darkness, emits a red light plainly visible from a distance of 500 feet to the rear. No tail lamp may have any type of decorative covering that restricts the amount of light emitted when the tail lamp is in use. No vehicle originally equipped at the time of manufacture and sale with 2 tail lamps may be operated upon a highway during hours of darkness or during a period of limited visibility unless both lamps are in good working order. This subsection does not apply to any type of decorative covering originally equipped on the vehicle at the time of manufacture and sale.

(2) Every tail lamp on a vehicle shall be located at a height of not more than 72 inches nor less than 20 inches.

(3) No person shall operate on a highway during hours of darkness any motor vehicle upon the rear of which a registration plate is required to be displayed unless such motor vehicle is equipped with a lamp so constructed and placed as to illuminate with a white light the rear registration plate and render it clearly legible from a distance of 50 feet to the rear. Such lamp may be incorporated as part of a tail lamp or may be a separate lamp.

(4) Tail lamps and registration plate lamps shall be so wired as to be lighted whenever the headlamps or auxiliary driving lamps are lighted. In a tractor–semitrailer combination, 2 switches may be employed, one to activate semitrailer lamps and one to activate tractor lamps.

**History:** 1973 c. 252; 1995 a. 346; 2015 a. 165.

**Cross-reference:** See also ss. [Trans 305.13](#), [305.16](#), [305.43](#), [305.45](#), and [305.55](#), Wis. adm. code.

A tail lamp is functioning for its intended use and thus in good working order when during hours of darkness it emits a red warning light that is visible to another vehicle traveling 500 feet behind it. Sub.(1) does not require all light bulbs in a tail lamp to be lit. Although s. 347.06 (3) and administrative rules require tail lamps to be kept in “proper working condition,” “proper” is not a synonym for “perfect.” Rather it is more akin to “good” or “suitable.” *State v. Brown*, 2014 WI 69, 355 Wis. 2d 668, 850 N.W.2d 66, 11–2907.

**347.14 Stop lamps.** (1) No person shall operate a motor vehicle, lightweight utility vehicle as defined in s. 346.94 (21) (a) 2., mobile home, or trailer or semitrailer upon a highway unless such motor vehicle, lightweight utility vehicle, mobile home, or trailer or semitrailer is equipped with at least one stop lamp mounted on the rear and meeting the specifications set forth in this section. The stop lamp on a mobile home or trailer or semitrailer shall be controlled and operated from the driver’s seat of the propelling vehicle. A stop lamp may be incorporated with a tail lamp. No vehicle originally equipped at the time of manufacture and sale with 2 stop lamps shall be operated upon a highway unless both such lamps are in good working order.

(2) A stop lamp shall be so constructed as to be actuated upon application of the service or foot brake or separate trailer brake and shall emit a red or amber light plainly visible and understandable from all distances up to 300 feet to the rear during normal sunlight when viewed from the driver’s seat of the vehicle following.

**Cross-reference:** See also ss. [Trans 305.15](#), [305.43](#), [305.45](#), and [305.55](#), Wis. adm. code.

**History:** 2009 a. 157.

**347.145 Deceleration warning lights for motorcycles, motor bicycles, mopeds or motor buses.** (1) A motorcycle, motor bicycle or moped may be equipped with and use a system in which an amber light which pulses in a controlled fashion at a rate which varies exponentially with deceleration is center mounted on the rear of the vehicle.

(2) A motor bus may be equipped with amber lights that shine with a steady beam or that pulse during deceleration, braking, or standing and idling. The lights shall be mounted symmetrically with respect to the vertical center line of the motor bus in a horizontal alignment on the rear of the motor bus. The lights may be mounted no higher than the lower edge of the rear window, or no higher than 72 inches if the motor bus does not have a rear window.

**History:** 1981 c. 52; 1983 a. 243; 1987 a. 235; 2001 a. 104.

**Cross-reference:** See also s. [Trans 305.43](#), Wis. adm. code.

**347.15 Direction signal lamps or devices.** (1) No person may sell any new motor vehicle, other than a moped or motorcycle, unless such motor vehicle is equipped with direction signal lamps meeting the requirements of this section. No person may operate on a highway any motor vehicle sold new after January 1, 1955, or any mobile home, or trailer or semitrailer sold new after January 1, 1968, other than a vehicle which is operated pursuant to s. 341.47 (1) (b) or a moped or motorcycle, unless such vehicle is equipped with direction signal lamps meeting the requirements of this section. Any other vehicle may be equipped with such lamps. Subsection (3m) notwithstanding direction signals are not required on trailers when the rear direction signals on the towing vehicle are fully visible from all distances to the rear to 300 feet during normal sunlight when viewed from the driver’s seat of the vehicle following.

(2) Except as provided in sub. (1), there shall be at least 2 direction signal lamps showing to the front on motor vehicles and at least 2 showing to the rear on motor vehicles, mobile homes, recreational vehicles, trailers and semitrailers, so as to indicate intention to turn right or left. Lamps showing to the front shall be

located on the same level and as widely spaced laterally as practicable and lamps showing to the rear shall be located on the same level and as widely spaced laterally as practicable. Such lamps shall project a flashing white or amber light visible to the front and a flashing red or amber light visible to the rear. Direction signal lamps when in use shall be plainly visible and understandable from all distances to 300 feet during normal sunlight. No direction signal lamp shall have any type of decorative covering that restricts the amount of light emitted when the direction signal lamp is in use. When actuated, such lamps shall indicate the intended direction of turning by flashing the lights showing to the front and rear on the side toward which the turn is made. This subsection does not apply to any type of decorative covering originally equipped on the vehicle at the time of manufacture and sale.

(3) Vehicles equipped with direction signal lamps shall be equipped with a signal visible to the signaling driver when the signaling driver’s signal lamps are operating.

(3m) Any motor vehicle or combination of vehicles in use on a highway shall be equipped with direction signals meeting the requirements of this section when the distance from the center of the top of the steering post to the left outside limit of the body, cab or load of such motor vehicle or combination of vehicles exceeds 24 inches, or when the distance from the center of the top of the steering post to the rear limit of the body or load thereof exceeds 14 feet.

(4) Vehicles sold new prior to July 1, 1958, are exempt from the requirements of this section if they either comply with the requirements of s. 85.06 (15), 1955 stats., or are exempt from the requirements of that section.

**History:** 1975 c. 297; 1983 a. 243; 1985 a. 65; 1991 a. 316; 1995 a. 346; 2007 a. 11; 2019 a. 50.

**Cross-reference:** See also ss. [Trans 305.09](#), [305.43](#), and [305.55](#), Wis. adm. code.

**347.16 Clearance lamps and reflectors.** (1) No person shall operate on a highway during hours of darkness any vehicle, except automobiles, having a width at any part in excess of 80 inches unless such vehicle is equipped with:

(a) Two clearance lamps mounted on the front of the vehicle so as to be visible from the front; and

(b) Two clearance lamps mounted on the rear of the vehicle so as to be visible from the rear; and

(c) Two reflectors mounted on the rear of the vehicle in such a manner as to indicate as nearly as possible the extreme width of the vehicle.

(2) No person shall operate any of the following vehicles on a highway during hours of darkness unless such vehicles are equipped as indicated:

(a) Every truck tractor shall carry on the front 2 clearance lamps, one at each side.

(b) Every trailer or semitrailer shall carry on the rear 2 reflectors, one on each side.

(3) Reflectorized material extending across the full width of the vehicle and otherwise meeting the mounting and visibility specifications for reflectors may be used in lieu of the reflectors required by this section.

**Cross-reference:** See also ss. [Trans 305.14](#) and [305.55](#), Wis. adm. code.

**347.17 Color of clearance and marker lamps and reflectors.** Whenever a vehicle is equipped with clearance lamps, sidemarker lamps or reflectors:

(1) Those clearance and marker lamps and reflectors mounted on the front or on the side near the front of the vehicle shall display or reflect an amber color;

(2) Those clearance lamps and marker lamps and reflectors mounted on the rear or on the sides near the rear of the vehicle, or on both, shall display or reflect a red color.

**Cross-reference:** See also ss. [Trans 305.14](#) and [305.55](#), Wis. adm. code.

**347.18 Mounting of clearance lamps and reflectors.** (1) Whenever s. 347.16 requires any reflector to be displayed



upon a vehicle, each such reflector shall be mounted at a height not less than 16 inches nor more than 60 inches above the ground on which the vehicle stands. On vehicles which are more than 80 inches wide, the front and rear reflectors shall be mounted so as to indicate as nearly as possible the extreme width of the vehicle. Any required red reflector on the rear of a vehicle may be incorporated with the tail lamp but such reflector shall meet all the other reflector requirements of this chapter.

(2) Whenever this chapter requires a vehicle to be equipped with clearance lamps, such lamps shall be mounted in such a manner as to indicate the extreme width of the vehicle and as near to the top thereof as practicable except that when rear identification lamps are mounted at the extreme height of the vehicle, rear clearance lamps may be mounted at optional heights.

**History:** 1975 c. 121.

**Cross-reference:** See also ss. [Trans 305.14](#) and [305.55](#), Wis. adm. code.

### 347.19 Visibility of clearance lamps and reflectors.

(1) Every reflector required by s. [347.16](#) to be displayed upon a vehicle shall be of such size and characteristics and so maintained as to be readily visible during the hours of darkness from all distances within 500 feet to 50 feet from the vehicle when directly in front of lawful upper beams of headlamps.

(2) Front and rear clearance lamps when lighted shall be capable of being seen and distinguished under normal atmospheric conditions during hours of darkness at a distance of 500 feet from the front and rear, respectively, of the vehicle.

**Cross-reference:** See also ss. [Trans 305.14](#), [305.43](#), and [305.55](#), Wis. adm. code.

### 347.20 Lamp or flag on projecting load or fixture.

(1) No person shall operate on a highway during hours of darkness any vehicle with a load or fixture thereon extending more than 4 feet beyond the rear of the bed or body thereof unless there is displayed at the extreme rear end of the load or fixture a red light or lantern plainly visible from a distance of at least 500 feet to the sides and rear. The red light or lantern shall be in addition to any tail lamp or clearance lamp which the vehicle is required to carry.

(2) No person shall operate on a highway, at times other than hours of darkness, any vehicle with a load or fixture thereon extending more than 4 feet beyond the rear of the bed or body thereof unless there is displayed at the extreme rear end of such load or fixture a red flag or cloth not less than 12 inches square and so hung that the entire area is visible to the operator of a vehicle approaching from the rear.

(3) This section does not apply to vehicles loaded with loose hay or straw.

**History:** 1981 c. 176.

### 347.21 Lamps and flags on trains of agricultural vehicles.

(1) No person shall operate on a highway during hours of darkness any train of vehicles authorized by s. [348.08 \(1\) \(d\)](#) unless there is mounted on each side of every vehicle in such train, including farm tractors and implements of husbandry, at least one lamp emitting a red or amber light visible from a distance of 500 feet to the side of the vehicle on which mounted or, in lieu thereof, at least one red or amber reflector visible from all distances within 500 feet to 50 feet of the side of the vehicle when directly in front of lawful upper beams of headlamps.

(1m) No person shall operate on a highway during hours of darkness any train of vehicles authorized by s. [348.08 \(1\) \(b\)](#) unless there is mounted on each side of every vehicle in such train at least one lamp emitting a red or amber light visible from a distance of 500 feet to the side of the vehicle on which mounted or, in lieu thereof, at least one red or amber reflector visible from all distances within 500 feet to 50 feet of the side of the vehicle when directly in front of lawful upper beams of headlamps.

**History:** 1979 c. 143, 355; 1981 c. 276; 1981 c. 391 s. 210; 1987 a. 164; 2013 a. 377; 2015 a. 232.

### 347.22 Lamps on farm tractors, self-propelled implements of husbandry, and lightweight utility vehicles.

(1) No person shall operate or park a farm tractor, self-propelled

implement of husbandry, or lightweight utility vehicle, as defined in s. [346.94 \(21\) \(a\) 2.](#), upon a highway during hours of darkness unless such tractor, implement of husbandry, or lightweight utility vehicle carries the lighted headlamps and tail lamps which would be required of other motor vehicles under similar circumstances.

(2) Except as provided in s. [347.25 \(2g\)](#), no person shall operate or park a farm tractor, self-propelled implement of husbandry, or lightweight utility vehicle, as defined in s. [346.94 \(21\) \(a\) 2.](#), upon a highway during hours of darkness with any lamp thereon showing any light to the rear other than red or amber in color.

**History:** 2009 a. 157; 2013 a. 377; 2015 a. 232.

### 347.23 Lamps on highway maintenance equipment.

(1) No person shall operate upon a highway during hours of darkness any road machinery or motor vehicle used in highway construction or maintenance unless such vehicle or road machinery is equipped either as prescribed by par. (a) or (b):

(a) A red light visible from a distance of 500 feet shall be displayed on each side of the front and on each side of the rear to give adequate warning of the presence of such vehicle or machinery and to show safe clearance for passing or overtaking vehicles; or

(b) In lieu of the red lights prescribed by par. (a), 2 amber floodlamps may be used, one to be mounted on each side of the vehicle or machinery so as to illuminate its sides and its attachments, if any, to show safe clearance for passing or overtaking vehicles. Such floodlamps shall display an amber light of sufficient illuminating power to indicate safe clearance from a distance of 200 feet to the front and rear of such vehicle or machinery.

(2) The lights specified in sub. (1) need not be displayed upon motor vehicles used in highway construction or maintenance work when such vehicles are traveling along the highway at their normal operating speed in the ordinary course of traffic.

(4) No person shall operate upon the left-hand side of a highway during hours of darkness any road machinery or motor vehicle used in highway construction or maintenance, including snow and ice control, unless such vehicle or machinery is equipped with an auxiliary lamp or lamps projecting a flashing amber light visible from all directions for a 360-degree lens (beehive type lamp) or revolving type lamp and visible front and rear for reflectorized stationary directional type lamps. For flashing type lamps the number of flashes per minute shall be between 60 and 90. For revolving type lamps the revolutions per minute shall be between 45 and 90. The lenses of such auxiliary lamps shall not be less than 6 inches in diameter for the reflectorized stationary directional type lamp; 3–3/4 inches minimum diameter and 5-inch minimum height for the 360-degree lens (beehive type lamp); and 3–3/4 inches minimum width and 4–5/8 inches minimum height for the revolving type lamp. The lamps shall be equipped with bulbs of 50 candlepower minimum. The lamps shall be mounted approximately midway between the transverse extremities of the vehicle or machinery and at the highest practicable point.

### 347.24 Lamps and reflectors on nonmotor vehicles and equipment.

(1) (a) Except as provided under pars. (b) and (c) and s. [347.22 \(1\)](#), no person may operate on a highway during hours of darkness any implement of husbandry or any other vehicle not specifically required by law to be equipped with lamps or other lighting devices unless such implement or vehicle is equipped with at least 2 lighted lamps or lanterns exhibiting a white light visible from a distance of 500 feet ahead and 2 lighted lamps or lanterns exhibiting a red light visible from a distance of 500 feet to the rear or, as an alternative to the red lamps or lanterns, 2 red reflectors mounted as specified in s. [347.18](#) and meeting the visibility requirements of s. [347.19](#) may be displayed on the rear of such vehicle or implement of husbandry.

(am) No person may operate on a highway during hours of darkness any implement of husbandry that extends 4 feet or more to the left of the center line of its towing vehicle unless the implement is equipped with an amber reflector meeting the visibility requirements of s. [347.19](#) and mounted on the left side, facing for-

ward, so as to mark the extreme width of the implement to drivers of oncoming vehicles.

(b) Any implement of husbandry or any other vehicle not specifically required by law to be equipped with lamps or other lighting device and which was manufactured on or before January 1, 1984, shall comply with the lamp requirements of s. 347.24 (1), 1981 stats.

(c) An implement of husbandry which is an all-terrain vehicle or utility terrain vehicle need only comply with the lamp requirements established under s. 23.33 (6).

(d) An off-highway motorcycle, as defined in s. 23.335 (1) (q), that is being operated as an implement of husbandry off a highway need only comply with the lamp requirements established under s. 23.335 (17) (a).

(2) No person may operate on a highway during hours of darkness or during periods of inclement weather a vehicle drawn by an animal unless the vehicle is equipped with at least one lighted white light visible from a distance of 500 feet ahead and 2 lighted red lights and 2 yellow or amber strobe lights visible from a distance of 500 feet to the rear. The red rear lights shall be mounted in such a manner as to indicate the extreme width of the vehicle. The yellow or amber strobe lights shall be mounted not more than 6 inches from the lateral extremities of the vehicle.

(3) (a) In this subsection, “wide implement of husbandry” means any implement of husbandry that has a total width in excess of 15 feet or that partly extends, when operated primarily on the right half of the roadway, over the center of the roadway into any lane intended for travel in the opposite direction.

(b) Except as provided in par. (bm), no person may operate on a highway any wide implement of husbandry unless it is equipped with all of the following and any lamp or light required under this paragraph is lighted and visible at the time of operation:

1. At least 2 amber flashing warning lamps, visible from both the front and rear of the implement of husbandry. When lighted, these lamps shall be capable of being seen and distinguished under normal atmospheric conditions during hours of darkness at a distance of 500 feet from the front and rear of the implement of husbandry. These lamps shall be mounted, as nearly as practicable, to indicate the extreme width of the implement of husbandry, but not more than 16 inches from the lateral extremities of the implement of husbandry.

2. Red retroreflective conspicuity material, visible to the rear and mounted within 25 inches of, respectively, the extreme left and extreme right of the implement of husbandry and spaced as evenly as practicable. This conspicuity material shall be of such size and characteristics and so maintained as to be readily visible during the hours of darkness from all distances within 500 feet to 50 feet from the implement of husbandry when directly in front of lawful upper beams of headlamps.

3. At least 2 strips of yellow retroreflective conspicuity material visible to the front of the implement of husbandry. On the left and right sides of the implement of husbandry, the outer edge of at least one strip of this material shall be mounted within 16 inches of, respectively, the extreme left and extreme right of the implement of husbandry. This conspicuity material shall be of such size and characteristics and so maintained as to be readily visible during the hours of darkness from all distances within 500 feet to 50 feet from the implement of husbandry when directly in front of lawful upper beams of headlamps.

4. Subject to ss. 347.06 (1) and (3), 347.13 (2), and 347.22 (1), at least 2 red tail lamps mounted symmetrically to the rear of the implement of husbandry, or as close to the rear as practicable. These tail lamps are not required to be wired to light when headlamps or other lamps light. When lighted, these tail lamps shall be capable of being seen and distinguished under normal atmospheric conditions during hours of darkness at a distance of 500 feet from the rear of the implement of husbandry.

(bm) A person may operate on a highway, at times other than hours of darkness, a wide implement of husbandry that does not comply with par. (b) if all of the following apply:

1. The wide implement of husbandry is accompanied by an escort vehicle operating with hazard lights activated.

2. Two orange or red flags, not less than 12 inches square, are attached to the rear of the wide implement of husbandry, or as close to the rear as practicable, in a manner that is clearly visible to the operator of a vehicle approaching from the rear and that marks the extreme left and extreme right of the implement of husbandry.

(c) In addition to any applicable requirement under par. (b) or (bm), if a wide implement of husbandry has a total width in excess of 22 feet, no person may operate the implement of husbandry on a highway unless the implement of husbandry is accompanied by an escort vehicle operating with hazard lights activated. If the implement of husbandry is being operated on a highway with only one lane for travel in each direction, the escort vehicle shall be operated ahead of the implement of husbandry on the highway. If the implement of husbandry is being operated on a highway with more than one lane for travel in each direction or on a 3-lane highway, the escort vehicle shall be operated behind the implement of husbandry on the highway. This paragraph does not apply to an implement of husbandry that is traveling between fields or between a farm and a field and is operated on the highway for a distance of 0.5 miles or less.

(d) No person may operate on a highway any implement of husbandry manufactured on or after January 1, 2014, unless it is equipped with all lighting and marking devices with which the implement of husbandry was originally equipped by the manufacturer and all such lighting and marking devices are in good working order and visible at the time of operation.

(e) The requirements under this subsection apply in addition to any applicable requirements under subs. (1) and (2) and ss. 347.21, 347.22, and 347.27.

**History:** 1977 c. 418; 1983 a. 124; 1985 a. 29; 1993 a. 455; 2001 a. 104; 2011 a. 208; 2013 a. 377; 2015 a. 170, 232; 2017 a. 228.

#### 347.245 Identification emblem on certain slow moving vehicles. (1) No person may operate on a highway any vehicle or equipment, any implement of husbandry, any animal-drawn vehicle, or any other machinery, including all road machinery, that usually travels at speeds of less than 25 miles per hour or any vehicle operated under a special restricted operator’s license issued under s. 343.135 or any lightweight utility vehicle, as defined in s. 346.94 (21) (a) 2., unless there is displayed on the most practicable visible rear area of the vehicle or combination of vehicles, a slow moving vehicle (SMV) emblem as described in and displayed as provided in sub. (2). Any towed vehicle or machine is exempt from this provision if the towing vehicle is visible from the rear and is in compliance with this section. All road machinery is excluded when it is engaged in actual construction or maintenance work either guarded by a flagman or clearly visible warning signs. The requirement of the emblem shall be in addition to any lighting devices required or permitted by law. Mopeds and motor bicycles are excluded from the provisions of this section unless they are operated under a special restricted operator’s license issued under s. 343.135. Electric scooters, electric personal assistive mobility devices, and personal delivery devices are excluded from the provisions of this section. The SMV emblem need not be displayed on vehicles moving directly across the highway.

(2) Standards and specifications for the design and position of mounting of the SMV emblem shall be established by rule by the secretary. The standards and specifications for SMV emblems shall correlate with and, so far as possible, conform with those approved by the American society of agricultural engineers. The secretary shall submit such standards and specifications, and any subsequent changes therein, to the assembly and senate commit-

tees having jurisdiction over transportation matters as determined by the speaker of the assembly and the president of the senate acting jointly for their approval.

(3) No person shall display such emblem on a roadway, except as provided in sub. (1), nor on roadside stationary objects such as mailboxes or signposts and no such emblem shall be used as a clearance marker for wide vehicles. No slow moving vehicle actually engaged in construction or maintenance guarded by a flagman or clearly visible warning signs need remove the slow moving vehicle emblem.

(4) No person shall display such emblem on any vehicle or equipment not specified in sub. (1).

(5) This section does not apply to any vehicle or combination of vehicles to the left rear of which is attached a yellow or amber flashing light at least 4 inches in diameter, except to an implement of husbandry.

**History:** 1977 c. 29, 288; 1979 c. 34; 1981 c. 138; 1987 a. 164; 2001 a. 90; 2009 a. 157; 2013 a. 377; 2015 a. 232; 2017 a. 13; 2019 a. 11.

**Cross-reference:** See also ch. Trans 304, Wis. adm. code.

As applied to Amish appellants, requiring slow moving vehicle signs on buggies unconstitutionally infringed on religious liberties. *State v. Miller*, 202 Wis. 2d 56, 549 N.W.2d 235 (1996), 94–0159.

**347.25 Special warning lamps on vehicles.** (1) Except as provided in subs. (1m) (a), (1n), (1r), and (1s), an authorized emergency vehicle may be equipped with one or more flashing, oscillating, or rotating red lights, except that ambulances, fire department equipment, privately owned motor vehicles under s. 340.01 (3) (d), (dg), or (dm) being used by personnel of a full-time or part-time fire department, by members of a volunteer fire department or rescue squad, or by an organ procurement organization or any person under an agreement with an organ procurement organization, and privately owned motor vehicles under s. 340.01 (3) (dh) being used to transport or pick up medical devices or equipment, may be equipped with red or red and white lights, and shall be so equipped when the operator thereof is exercising the privileges granted by s. 346.03 or 346.215 (2) (a). The lights shall be so designed and mounted as to be plainly visible and understandable from a distance of 500 feet both during normal sunlight and during hours of darkness. No operator of an authorized emergency vehicle may use the warning lights except when responding to an emergency call or when in pursuit of an actual or suspected violator of the law, when responding to but not upon returning from a fire alarm, when transporting an organ for human transplantation, when transporting medical personnel for the purpose of performing human organ harvesting or transplantation immediately after the transportation, when necessarily parked in a position which is likely to be hazardous to traffic, or as authorized under s. 346.215 (2) (a).

(1m) (a) A police vehicle under s. 340.01 (3) (a) may be equipped with a blue light and a red light which are flashing, oscillating or rotating.

(b) If the vehicle is so equipped, the lights shall be illuminated as required under s. 346.03 or 346.215 (2) (a) when the operator of the police vehicle is exercising the privileges granted under s. 346.03 or 346.215 (2) (a). On a marked police vehicle, the blue light shall be mounted on the passenger side of the vehicle and the red light shall be mounted on the driver side of the vehicle. When in use on an unmarked police vehicle, the blue light shall be displayed on the passenger side of the vehicle and the red light shall be displayed on the driver side of the vehicle. The lights shall be designed and displayed so as to be plainly visible and understandable from a distance of 500 feet during normal sunlight and during hours of darkness. No operator of a police vehicle may use the warning lights except when responding to an emergency call or when in pursuit of an actual or suspected violator of the law, when responding to but not upon returning from a fire alarm, when necessarily parked on a highway in a position which is likely to be hazardous to traffic using the highway, or as authorized under s. 346.215 (2) (a).

(c) If the state or any local authority intends to equip its police vehicles as authorized under par. (a), the state or the local authority shall give notice of its intent as a class 2 notice under ch. 985 at least 90 days before so equipping the first vehicle.

(1n) A police vehicle under s. 340.01 (3) (a) may be equipped with one or more flashing white lights. The lights shall be designed and displayed so as to be plainly visible and understandable from a distance of 500 feet both during normal sunlight and during hours of darkness. The lights may be used only when the warning lamps authorized under sub. (1) or (1m) are in use.

(1r) (a) 1. A police vehicle under s. 340.01 (3) (a) may be equipped so that the high beams of its headlamps pulsate or flash alternately at a rate of 70 to 90 pulses or flashes per minute. The pulsating or flashing headlamps may be used only when the warning lamps authorized under sub. (1) or (1m) are in use.

2. If the state or any local authority intends to equip its police vehicles as authorized under subd. 1., the state or the local authority shall give notice of its intent as a class 2 notice under ch. 985 at least 90 days before so equipping the first vehicle.

(b) 1. a. A vehicle of a fire department under s. 340.01 (3) (c) or an ambulance under s. 340.01 (3) (g) may be equipped so that the high beams of its headlamps pulsate or flash alternately at a rate of 70 to 90 pulses or flashes per minute. The pulsating or flashing headlamps may be used only when the warning lamps authorized under sub. (1) are in use.

b. If any local authority intends to equip its vehicles as authorized under subd. 1. a., the local authority shall give notice of its intent as a class 2 notice under ch. 985 at least 90 days before so equipping the first vehicle.

2. a. A sheriff or others designated by the county board may authorize that an ambulance under s. 340.01 (3) (i) be equipped so that the high beams of its headlamps pulsate or flash alternately at a rate of 70 to 90 pulses or flashes per minute. The pulsating or flashing headlamps may be used only when the warning lamps authorized under sub. (1) are in use.

b. If the sheriff or others designated by the county board intend to authorize any ambulance under s. 340.01 (3) (i) to be equipped as authorized under subd. 2. a., the local authority shall give notice of its intent as a class 2 notice under ch. 985 at least 90 days before authorizing the first vehicle to be so equipped.

(c) 1. a. The state fire marshal may authorize that a privately owned motor vehicle under s. 340.01 (3) (d) that is being used by a deputy state fire marshal be equipped so that the high beams of its headlamps pulsate or flash alternately at a rate of 70 to 90 pulses or flashes per minute. The pulsating or flashing headlamps may be used only when the warning lamps authorized under sub. (1) are in use.

b. If the state fire marshal intends to authorize any privately owned motor vehicle under s. 340.01 (3) (d) that is being used by a deputy state fire marshal to be equipped as authorized under subd. 1. a., the state shall give notice of its intent as a class 2 notice under ch. 985 at least 90 days before authorizing the first vehicle to be so equipped.

2. a. A fire chief may authorize that a privately owned motor vehicle under s. 340.01 (3) (d) that is being used by an employee of the fire department or, if applicable, a member of the volunteer fire department be equipped so that the high beams of its headlamps pulsate or flash alternately at a rate of 70 to 90 pulses or flashes per minute. The pulsating or flashing headlamps may be used only when the warning lamps authorized under sub. (1) are in use.

b. If the fire chief intends to authorize any privately owned motor vehicle under s. 340.01 (3) (d) that is being used by an employee of the fire department or, if applicable, a member of the volunteer fire department to be equipped as authorized under subd. 2. a., the local authority shall give notice of its intent as a class 2 notice under ch. 985 at least 90 days before authorizing the first vehicle to be so equipped.

(1s) A vehicle in use by a fire department as a command post at the site of an emergency call may be equipped with a blue or green light which is flashing, oscillating or rotating.

(2) No person may operate a school bus which is painted as provided in s. 347.44 unless it is equipped with a 360-degree flashing white strobe light having a flashrate of 60 to 120 per minute and either flashing red warning lights or flashing red and amber warning lights. The secretary shall prescribe rules for the type, installation, operation and light output brilliance of the lights required under this subsection. No vehicle may be equipped with the warning and strobe lights required under this subsection unless it also is painted as provided in s. 347.44.

**Cross-reference:** See also ch. Trans 300, Wis. adm. code.

(2g) No person may operate on a highway any self-propelled implement of husbandry having a total width in excess of 12 feet unless it is equipped with a 360-degree yellow or amber rotating strobe or beacon light, mounted at the highest practicable point, or 2 flashing amber lights visible to the front and rear, and the light or lights are activated.

(2m) A human service vehicle may be equipped with a 360-degree flashing strobe light with a flashrate of 60 to 120 per minute. Notwithstanding s. 110.05 (1), the secretary shall prescribe rules for the type, color, installation, operation and light output brilliance of the lights permitted under this subsection.

(3) The lead vehicle in a funeral procession may be equipped, or any vehicle in the procession may be equipped if all vehicles in the procession are so equipped, with a flashing amber light that may be used only in the procession.

(4) No vehicle may be equipped with or display any blue colored light or lamp unless the vehicle is used in police work authorized by the state or a political subdivision of the state or is used by a fire department as authorized under sub. (1s).

(5) Notwithstanding s. 347.26 (11), whenever flashing warning lamps on an authorized emergency vehicle are designed and being used to exhibit a directional arrow at the scene of an emergency, the lamps exhibiting the directional arrow may be flashing simultaneously or sequentially. If the use of flashing warning lamps to exhibit a directional arrow would likely direct approaching traffic into a lane of traffic moving in the opposite direction, only the flashing warning lamps that exhibit the horizontal bar of a directional arrow may be used and such lamps shall be flashing simultaneously.

**History:** 1977 c. 29 s. 1654 (7) (c); 1977 c. 228; 1979 c. 54, 149; 1983 a. 56; 1985 a. 143; 1987 a. 126; 1989 a. 69; 1991 a. 73, 142; 1993 a. 369; 1995 a. 31, 190; 1997 a. 31, 117; 2007 a. 20, 177; 2009 a. 46; 2013 a. 95, 96, 313, 377; 2015 a. 232.

The trial court acted erroneously in imposing the burden of proof as to the intensity of the light upon the plaintiff. The statutory exemption of emergency vehicles from adherence to traffic regulations is available as an affirmative defense, and the defendants bear the burden of proving the necessary compliance with the statutory condition. A light showing only to the front would not provide the operator with emergency privileges for stopping, parking, or turning as to vehicles approaching from the rear. *Pittman v. Liefing*, 59 Wis. 2d 52, 207 N.W.2d 610 (1973).

**347.26 Restrictions on certain optional lighting equipment.** (1) **GENERAL RESTRICTIONS.** A vehicle need not be equipped with the lamps specified in this section, but if a vehicle is equipped with any such lamps, no person shall operate such vehicle on a highway during hours of darkness unless such lamps comply with the requirements of this section and no person shall use such lamps in a manner inconsistent with this section.

(2) **SPOTLAMPS.** (a) Any motor vehicle may be equipped with not more than 2 spotlamps.

(b) No spotlamp shall be used as a substitute for headlamps. No spotlamp shall be used as an auxiliary driving light on any motor vehicle except when such spotlamp is set or adjusted so that the rays of light are projected directly upon the road surface at a distance not exceeding 150 feet directly in front of the vehicle and to the right of the center of the traveled roadway. No spotlamp shall project any glaring light into the eyes of an approaching driver.

(3) **ADVERSE WEATHER LAMPS.** (a) Any motor vehicle may be equipped with not more than 2 adverse weather lamps which shall

be mounted on the front of the vehicle below the level of the centers of the headlamps.

(b) Adverse weather lamps shall not be used in lieu of headlamps unless absolutely necessary in case of rain, snow, dust or fog and then only when a vehicle is equipped with 2 adverse weather lamps mounted on opposite sides of the front of the vehicle and when both such adverse weather lamps are lighted. Whenever any vehicle is equipped with only one adverse weather lamp, both headlamps of such vehicle shall be lighted at all times when such adverse weather lamp is lighted.

(4) **BACK-UP LAMPS.** (a) Any motor vehicle may be equipped with not more than 2 back-up lamps which shall be so directed as to project a white or amber light illuminating the roadway to the rear of such vehicle for a distance not to exceed 75 feet.

(b) No lighted back-up lamp shall be displayed on any vehicle upon a highway except when such vehicle is about to be or is being driven backward. Whenever a back-up lamp is lighted during hours of darkness, the tail lamp or tail lamps on the vehicle displaying such lighted back-up lamp also shall be lighted.

(5) **IDENTIFICATION LAMPS ON TAXICABS AND BUSES.** No person shall operate a motor vehicle regularly used for transporting passengers for hire displaying any lighting device for identification purposes other than a single illuminated sign or lighted lamp mounted above the top line of the windshield, colored white, amber or green. Such illuminated sign or lamp shall be so constructed as to emit a steady or flashing nonglaring light.

(6) **WARNING LAMPS ON TOW TRUCKS AND SERVICE VEHICLES.** (a) Any vehicle which by reason of its use upon a highway creates a vehicular traffic hazard requiring the exercise of unusual care in approaching, overtaking or passing shall be equipped with a flashing or rotating amber lamp of the dome type at the highest practicable point, visible from a distance of 500 feet, or 2 flashing amber lamps, one showing to the front and one showing to the rear, visible from a distance of 500 feet and mounted approximately midway between the extremities of the width of the vehicle and at the highest practicable point. Such amber lamp or lamps shall be lighted when such vehicle is moving a disabled vehicle along or upon a public highway at a speed below the average speed of motor vehicle traffic on such street or highway and may not be lit at other times.

(b) Operators of tow trucks or towing vehicles shall equip each tow truck or towing vehicle with a flashing or rotating red lamp, in addition to flashing type amber lamps. Such lamp shall be placed on the dome of the vehicle at the highest practicable point visible from a distance of 500 feet. This flashing red lamp shall be used only when such vehicle is standing on or near the traveled portion of a highway preparatory to towing or servicing the disabled vehicle.

(7) **WARNING LAMPS ON CERTAIN HIGHWAY VEHICLES.** Any vehicle of the department or a county or municipal highway department that by reason of its use upon a highway creates a vehicular traffic hazard requiring the exercise of unusual care in approaching, overtaking, or passing may be equipped with any of the following configurations of flashing red, amber, or green lamps:

(a) A lamp of the dome-light type.

(b) Two lamps, one showing to the front and one showing to the rear. The lamps shall be mounted approximately midway between the extremities of the width of the vehicle and at the highest practicable point and shall be used only for the purpose of warning operators of other vehicles of the presence of the traffic hazard.

(c) Four lamps, 2 showing to the front and 2 showing to the rear. The lamps showing to the front shall be mounted at the same level and as widely spaced laterally as practicable. The lamps showing to the rear shall be mounted at the same level and as widely spaced laterally as practicable.

(8) **WARNING LAMPS FOR MAIL DELIVERY VEHICLES.** Any vehicle used for mail delivery may be equipped with a flashing amber

lamp or strobe light mounted at the highest practicable point and showing to the front and rear that may be used only to warn other motorists of the presence of a vehicular traffic hazard requiring the exercise of unusual care in approaching, overtaking or passing when the vehicle is being used to deliver mail.

**(9) WARNING LAMPS ON PUBLIC UTILITY AND COOPERATIVE VEHICLES.** (a) Subject to par. (b), any vehicle of a public utility, as defined in s. 196.01 (5), telecommunications carrier, as defined in s. 196.01 (8m), or cooperative association organized under ch. 185 for the purpose of producing or furnishing heat, light, power, or water to its members that by reason of its use upon a highway creates a vehicular traffic hazard requiring the exercise of unusual care in approaching, overtaking, or passing may be equipped with any of the following configurations of flashing amber or green lamps:

1. A lamp of the dome–light type.
2. Two lamps, one showing to the front and one showing to the rear. The lamps shall be mounted approximately midway between the extremities of the width of the vehicle and at the highest practicable point and shall be used only for the purpose of warning operators of other vehicles of the presence of the traffic hazard. If the mounting of lamps midway between the extremities of the width of the vehicle is impracticable because of the vehicle’s design, then the mountings shall be made at or near the upper left front and rear corners of the vehicle.
3. Four lamps, 2 showing to the front and 2 showing to the rear. The lamps showing to the front shall be mounted at the same level and as widely spaced laterally as practicable. The lamps showing to the rear shall be mounted at the same level and as widely spaced laterally as practicable.

(b) In this paragraph, “maintenance and restoration of utility service” means the immediate restoration of a utility service that is outside the normal parameters of general maintenance or construction when damage or interruption of service has been caused to utility infrastructure by adverse weather or other events and that requires utility crews to park utility vehicles in the roadway or on the shoulder of the roadway. No person may use flashing green lamps under par. (a) unless the vehicle upon which the lamps are mounted is operated for the purpose of maintenance and restoration of utility service.

**(10) FLASHING AMBER LIGHT ON OVERSIZE VEHICLE.** Any vehicle moving on the highway pursuant to an oversize permit issued under s. 348.25, 348.26 or 348.27 may be equipped with a flashing amber dome light upon the cab of such vehicle or with double faced flashing amber light mounted along the sides of such vehicle mounted and used when the movement is oversize.

**(11) FLASHING WARNING LAMPS.** (a) Any vehicle may be equipped with lamps which may be used for the purpose of warning the operators of other vehicles of the presence of a vehicular traffic hazard requiring the exercise of unusual care in approaching, overtaking or passing, and when so equipped may display such warning in addition to any other warning signals required by this section. The lamps used to display such warning to the front shall be mounted at the same level and as widely spaced laterally as practicable, and shall display simultaneously flashing white or amber lights, or any shade of color between white and amber. The lamps used to display such warning to the rear shall be mounted at the same level and as widely spaced laterally as practicable, and shall show simultaneously flashing amber or red lights, or any shade of color between amber and red. These warning lights shall be visible from a distance of not less than 500 feet under normal atmospheric conditions at night. Directional signals meeting the requirements of this chapter shall be used or lamps meeting these requirements, mounted so as to comply with turn signal installation.

(am) In addition to any other lamps authorized under this subsection, a motor truck having a gross vehicle weight rating of more than 26,000 pounds may be equipped with a 360-degree flashing or rotating amber light mounted at the highest practicable point.

The flashing or rotating amber lamp may be lighted only when the motor truck is upon a highway having a maximum speed limit of more than 35 miles per hour and the motor truck is traveling 10 or more miles per hour below the maximum speed limit, is stopped, or is backing on such highway. The flashing or rotating amber lamp may not be lit at other times.

(b) Whenever any vehicle other than an automobile, which is equipped as permitted in par. (a), is stopped for more than 10 minutes on the traveled portion of any highway, or shoulder thereof, during hours of darkness, the driver of such vehicle shall display warning signals as required by s. 347.29.

**History:** 1977 c. 29 s. 1654 (8) (a); 1983 a. 53 s. 114; 1985 a. 204; 1989 a. 134, 336; 1993 a. 496; 2005 a. 38; 2021 a. 255; 2023 a. 155.

**Cross-reference:** See also ss. Trans 305.075, 305.08, 305.10, and 305.11, Wis. adm. code.

**347.27 When lighted lamps required on parked vehicles.** (1) No person shall park or leave a vehicle standing,

whether attended or unattended, upon a roadway or the shoulder immediately adjacent thereto during hours of darkness unless:

(a) Such vehicle is parked or standing where there is sufficient artificial light to render it visible from a distance of 500 feet or is lawfully parked within the corporate limits of a city or village and in either case is equipped with at least one red reflector mounted on the rear thereof as near as practicable to the side of the vehicle which is closest to passing traffic and otherwise meeting the mounting and visibility requirements specified in ss. 347.18 and 347.19; or

(b) Such vehicle displays one or more lighted lamps meeting the following requirements:

1. At least one lamp shall display a white or amber light visible from a distance of 500 feet to the front of the vehicle, and the same lamp or at least one other lamp shall display a red light visible from a distance of 500 feet to the rear of the vehicle.

2. The location of such lamp or lamps shall always be such that at least one lamp or combination of lamps meeting the requirements of this section is installed as near as practicable to the side of the vehicle which is closest to passing traffic.

3. If the vehicle is equipped with 2 parking lamps and 2 tail lamps, both parking lamps and both tail lamps shall be lighted.

(2) Any lighted headlamps on a vehicle parked on a highway shall be depressed or dimmed.

(3) In this section, “vehicle” includes farm tractors, implements of husbandry, animal–drawn vehicles, lightweight utility vehicles as defined in s. 346.94 (21) (a) 2., and road machinery.

**History:** 2009 a. 157; 2015 a. 232.

**347.28 Certain vehicles to carry flares or other warning devices.** (1) No person shall operate a motor truck or motor bus more than 80 inches in width or a truck tractor or road tractor on any highway outside the corporate limits of a city or village during hours of darkness unless such vehicle carries in a place readily accessible to the driver the following warning devices:

(a) At least 3 pot torches or 3 red electric lanterns or 3 red emergency reflectors, each of which shall be capable of being seen and distinguished at a distance of at least 600 feet under normal atmospheric conditions during hours of darkness. If pot torches are carried in lieu of red electric lanterns, at least 3 red–burning fusees shall be carried in addition to such pot torches; and

(b) At least 2 red–cloth flags, not less than 12 inches square, with standards to support such flags.

(2) No person shall operate upon a highway outside the corporate limits of a city or village during hours of darkness any motor vehicle used for the transportation of explosives or any cargo tank truck used for the transportation of flammable liquids or compressed gases unless there is carried in such vehicle 3 red electric lanterns or 3 red emergency reflectors meeting the requirements of sub. (1). No pot torch or fusee or signal produced by flame shall be carried in any such vehicle. Such red emergency reflectors shall comply with the specifications for such reflectors as set forth

in interstate commerce commission motor carrier safety regulations.

**347.29 Display of warning devices for certain vehicles when standing on highway.** (1) Except as provided in s. 347.26 (1) (b), whenever any motor truck, motor bus, trailer or semitrailer more than 80 inches in width or truck tractor or road tractor is left standing, whether attended or unattended, during hours of darkness upon the traveled portion of any highway or the shoulder adjacent thereto outside the corporate limits of a city or village, the operator of such vehicle shall display the following warning devices upon the highway during the entire time the vehicle is so left standing and such devices shall be placed in the following order:

(a) A lighted fusee or lighted red electric lantern or a red emergency reflector shall immediately be placed at the traffic side of the vehicle in the direction of the nearest approaching traffic. If a lighted fusee was so placed, the driver shall replace such fusee with a lighted pot torch or lighted red electric lantern or a red emergency reflector after the driver has placed the warning devices specified in pars. (b) and (c) and before the fusee burns out.

(b) A lighted pot torch or lighted red electric lantern or a red emergency reflector shall be placed approximately 100 feet from the standing vehicle in the center of the lane occupied by such vehicle and toward traffic approaching in that lane.

(c) One lighted pot torch or lighted red electric lantern or a red emergency reflector shall be placed approximately 100 feet from the standing vehicle in the center of the lane occupied by such vehicle and in the opposite direction from the warning device placed in accordance with par. (b).

(2) Whenever any vehicle referred to in this section is left standing, whether attended or unattended, within 500 feet of a curve, hillcrest or other obstruction to view, the warning signal in that direction shall be so placed as to afford ample warning to other users of the highway, but in no case less than 100 feet nor more than 500 feet from the standing vehicle.

(3) Whenever any vehicle of a type referred to in this section is left standing, whether attended or unattended, upon any roadway of a divided highway during hours of darkness, the appropriate warning devices prescribed in subs. (1) and (4) shall be placed as follows:

(a) One shall be placed at a distance of approximately 200 feet from the vehicle in the center of the lane occupied by the standing vehicle and in the direction of traffic approaching in that lane;

(b) One shall be placed at a distance of approximately 100 feet from the vehicle in the center of the lane occupied by the vehicle and in the direction of traffic approaching in that lane;

(c) One shall be placed at the traffic side of the vehicle and approximately 10 feet from the vehicle in the direction of the nearest approaching traffic.

(4) No operator of a motor vehicle used in the transportation of explosives, or of a cargo tank truck used for the transportation of any flammable liquid or compressed flammable gas shall use any flame-producing emergency signal for protecting any such vehicle. In lieu thereof, red electric lanterns or red emergency reflectors shall be used, the placement of which shall be in the same order and manner as prescribed in subs. (1) to (3).

(5) Whenever any vehicle of a type referred to in this section is left standing at any place mentioned in this section at times other than during hours of darkness, the operator of the vehicle shall display 2 red flags upon the roadway in the lane of traffic occupied by the standing vehicle, one at a distance of approximately 100 feet in advance of the vehicle and one at a distance of approximately 100 feet to the rear of the vehicle.

(6) The flares, fusees, red electric lanterns, red emergency reflectors and flags to be displayed as required in this section shall conform with the requirements of s. 347.28.

(7) This section does not apply to vehicles standing on a highway in compliance with traffic regulations or the directions of a traffic officer or official traffic sign or signal.

**History:** 1991 a. 316.

A flag warning under sub. (5) is not applicable in a city. *Northland Insurance Co. v. Avis Rent-A-Car*, 62 Wis. 2d 643, 215 N.W.2d 439 (1974).

**347.30 Penalty for violating lighting equipment requirements.** (1) Any person violating s. 347.06 or 347.13 (2), (3) or (4) may be required to forfeit not less than \$10 nor more than \$20 for the first offense and not less than \$25 nor more than \$50 for the 2nd or subsequent conviction within a year.

(2) Any person violating ss. 347.03, 347.07 to 347.12, 347.13 (1) or 347.14 to 347.29 may be required to forfeit not less than \$10 nor more than \$200.

(3) Notwithstanding sub. (2), on or after April 5, 2018, and before 6 months after April 5, 2018, if a person violates s. 347.24 (2) by operating on a highway during hours of darkness a vehicle that is drawn by an animal and that is not equipped with 2 yellow or amber strobe lights visible from a distance of 500 feet to the rear and mounted not more than 6 inches from the lateral extremities of the vehicle, a law enforcement officer shall issue the person a warning notice and may not issue a citation.

**History:** 1971 c. 278; 2017 a. 228.

### SUBCHAPTER III

#### OTHER EQUIPMENT

**347.35 Brakes.** (1) MOTOR VEHICLES. No person shall operate any motor vehicle, other than a moped or motorcycle, upon a highway unless such motor vehicle is equipped with brakes adequate to control the movement of and to stop and hold such vehicle and capable of meeting the performance specifications under s. 347.36. There shall be 2 separate means of applying the brakes, each of which means shall be effective to apply the brakes to at least 2 wheels.

(1a) PARKING BRAKES. Every such vehicle and combination of vehicles, except mopeds and motorcycles, shall be equipped with parking brakes adequate to hold the vehicle on any grade on which it is operated, under all conditions of loading on a surface free from snow, ice or loose material. The parking brakes shall be capable of being applied by the driver's muscular effort or by spring action or by equivalent means. Their operation may be assisted by the service brakes or other source of power provided that failure of the service brake actuation system or other power assisting mechanism will not prevent the parking brakes from being applied. The parking brakes shall be so designed that when once applied they shall remain applied with the required effectiveness despite exhaustion of any source of energy or leakage of any kind. The same brake drums, brake shoes and lining assemblies, brake shoe anchors and mechanical brake actuation mechanism normally associated with the wheel brake assemblies may be used for both the service brakes and the parking brakes. If the means of applying the parking brakes and the service brakes are connected in any way, they shall be so constructed that failure of any one part shall not leave the vehicle without operative brakes.

(2) MOPEDS AND MOTORCYCLES. No person may operate a moped or motorcycle upon a highway unless the moped or motorcycle is equipped with at least one brake capable of meeting the performance specifications set forth in s. 347.36. The brake may be designed to be operated either by hand or by foot.

(3) TRAILERS, SEMITRAILERS AND TOWED VEHICLES. (a) Except as provided in par. (am), no person shall operate on a highway any trailer, semitrailer or other towed vehicle having a gross weight of 3,000 pounds or more and manufactured after January 1, 1942 unless such vehicle is equipped with brakes adequate to control the movement of and to stop and hold it.

(am) A motor vehicle may be towed without being equipped with brakes as provided in par. (a) if the gross weight of the towed vehicle is not more than 40 percent of the gross weight of the towing vehicle and the brakes on the towing vehicle are capable of bringing the combination of towing vehicle and towed vehicle to a stop as provided in s. 347.36 (1).

(b) Every full trailer, semitrailer, pole trailer or other towed vehicle required to be equipped with brakes shall be equipped with brake systems of such design and type, and capable of meeting such performance standards, as established by rule of the department.

(c) This subsection does not apply to farm trailers or to disabled vehicles while being towed to a place of repair or to automobiles or trucks while being towed or being transported pursuant to s. 341.47 (1) (b).

**(4) MOBILE HOMES AND RECREATIONAL VEHICLES.** No person shall manufacture and no person shall sell a mobile home or recreational vehicle in this state unless such mobile home or recreational vehicle is equipped with brakes adequate to control the movement of and to stop and hold it. No person shall operate on a highway any mobile home registered as a 1940 or later year model or recreational vehicle unless such mobile home or recreational vehicle is equipped with brakes adequate to control the movement of and to stop and hold it.

**(5) IMPLEMENTS OF HUSBANDRY.** (a) No person may operate on a highway any self-propelled implement of husbandry manufactured after February 1, 1985, unless the vehicle is equipped with brakes or other stopping device adequate to control the movement of and to stop and hold the implement of husbandry.

(b) Every self-propelled implement of husbandry required to be equipped with brakes or other stopping device shall be equipped with brakes or a stopping device that meets design, type or performance standards established by the department by rule. The rule of the department under this paragraph shall comply with the applicable standard established by the American society of agricultural engineers.

**History:** 1977 c. 29 s. 1654 (7) (e); 1979 c. 163; 1983 a. 124, 243, 244; 1985 a. 65; 2007 a. 11; 2019 a. 50.

**Cross-reference:** See also ch. Trans 308 and ss. Trans 305.17, 305.37, and 305.51, Wis. adm. code.

**347.36 Performance ability of brakes.** (1) Brakes on motor vehicles and brakes on combinations of vehicles shall be capable of bringing the vehicle or combination of vehicles to a stop, under normal conditions, within 50 feet when traveling at a speed of 20 miles per hour.

(3) All required brakes shall be maintained in good working order.

**History:** 1983 a. 243.

**Cross-reference:** See also ss. Trans 305.17 and 305.37, Wis. adm. code.

**347.37 Brake fluid, sale regulation.** (1) After January 1, 1960, no hydraulic brake fluid for use in motor vehicles shall be sold in this state if such brake fluid is below the minimum standard of specifications established by the society of automotive engineers for heavy duty type brake fluid No. 70R1 or a later designator for an improved product.

(2) All manufacturers of brake fluids selling such fluids in Wisconsin shall state on the immediate containers in which such fluid is packaged that the fluid therein meets or exceeds the specifications under sub. (1).

**347.38 Horns and warning devices.** (1) No person shall operate a motor vehicle upon a highway unless such motor vehicle is equipped with a horn in good working order and capable of emitting sound audible under normal conditions from a distance of not less than 200 feet, but no person shall at any time use a horn otherwise than as a reasonable warning or make any unnecessary or unreasonably loud or harsh sound by means of a horn or other warning device.

(2) Except as otherwise provided in this section, no vehicle shall be equipped with nor shall any person use upon a vehicle any siren or compression or exhaust whistle.

(3) Any vehicle may be equipped with a theft alarm signal device if such device is so arranged that it cannot be used by the driver as an ordinary warning signal.

(4) An authorized emergency vehicle shall be equipped with a siren, but such siren shall not be used except when such vehicle is operated in response to an emergency call or in the immediate pursuit of an actual or suspected violator of the law, when responding to but not upon returning from a fire alarm, when transporting an organ for human transplantation, or when transporting medical personnel for the purpose of performing human organ harvesting or transplantation immediately after the transportation, in which events the driver of such vehicle shall sound the siren when reasonably necessary to warn pedestrians and other drivers.

**Cross-reference:** See also ss. Trans 305.25 and 305.41, Wis. adm. code.

**History:** 2007 a. 20.

**347.385 Traffic control signal preemption and priority devices.** (1m) In this section:

(a) “Authorized emergency vehicle” means an authorized emergency vehicle as defined in s. 340.01 (3) (a), (c), (g), or (i).

(d) “Political subdivision” means a county, city, village, or town.

(e) “Snow removal vehicle” means any vehicle equipped with a snowplow or anti-icing equipment that is used by a political subdivision for snow removal and is operated by a political subdivision or the agent or lessee of a political subdivision.

(f) “Traffic control signal preemption device” means a device, located on or within a traffic control signal, that is designed to receive an electronic, radio, light, or sound transmission from an approaching vehicle that alters the normal sequence of the traffic control signal to provide or maintain a green signal for the vehicle to proceed through the intersection.

(g) “Traffic control signal priority device” means a device, located on or within a traffic control signal, that is designed to receive an electronic, radio, light, or sound transmission from an approaching vehicle to request that a green signal be provided or maintained for the vehicle to proceed through the intersection.

(i) “Transmitter” means a device that emits a signal for the purpose of activating a traffic control signal preemption device or a traffic control signal priority device.

**(2m)** An authorized emergency vehicle may be equipped and operated with lamps designed and used, or with any other transmitter designed and used, to activate traffic control signal preemption devices.

**(2r)** A snow removal vehicle equipped with oscillating, rotating, or flashing lights that is actively engaged in snow removal activities may be equipped and operated with lamps designed and used, or with any other transmitter designed and used, to activate traffic control signal priority devices.

**(3m)** The lamps authorized for use under this section may be any color and may be flashing, oscillating, rotating or pulsating.

(4) No operator of an authorized emergency vehicle may use a transmitter, including lamps under sub. (2m), except when responding to an emergency call, when pursuing an actual or suspected violator of the law, or when responding to, but not when returning from, a fire alarm.

(5) (a) No person may operate upon a highway a motor vehicle, other than an authorized emergency vehicle or snow removal vehicle, that is equipped with a transmitter or in which a transmitter is located. This subsection does not apply to a motor carrier or person in the business of selling transmitters to authorized users who transports a transmitter in original, unopened packaging or in an inoperative condition in an enclosed storage compartment of the vehicle.

(b) No person may sell a transmitter except for use for authorized purposes as described in sub. (2m) or (2r).

(6) The authority responsible for maintenance of a traffic control signal may establish procedures for resolving conflicts between multiple requests for signal preemption or priority at a traffic signal, except that a signal preemption request from an authorized emergency vehicle must be given priority over any signal priority request.

**History:** 2005 a. 193 ss. 1 to 6; Stats. 2005 s. 347.385; 2023 a. 167.

**347.39 Mufflers.** (1) No person shall operate on a highway any motor vehicle subject to registration unless such motor vehicle is equipped with an adequate muffler in constant operation and properly maintained to prevent any excessive or unusual noise or annoying smoke. This subsection also applies to motor bicycles.

(2) No muffler or exhaust system on any vehicle mentioned in sub. (1) shall be equipped with a cutout, bypass or similar device nor shall there be installed in the exhaust system of any such vehicle any device to ignite exhaust gases so as to produce flame within or without the exhaust system. No person shall modify the exhaust system of any such motor vehicle in a manner which will amplify or increase the noise emitted by the motor of such vehicle above that emitted by the muffler originally installed on the vehicle, and such original muffler shall comply with all the requirements of this section.

(3) In this section, “muffler” means a device consisting of a series of chambers of baffle plates or other mechanical design for receiving exhaust gases from an internal combustion engine and which is effective in reducing noise.

**History:** 1983 a. 243.

**Cross-reference:** See also ss. [Trans 305.20](#) and [305.39](#), Wis. adm. code.

**347.40 Mirrors.** (1) No person shall operate any motor vehicle upon a highway unless such vehicle is equipped with a mirror so located as to reflect to the operator a view of the roadway for a distance of 200 feet to the rear of such vehicle.

(2) No person shall operate on a highway any school bus having a passenger-carrying capacity of 10 or more persons including the operator unless such bus is equipped with at least one mirror which is 7 inches in diameter so located as to enable the operator to see a reflection of the road from the entire front bumper forward to a point where direct observation is possible.

(3) No person may operate or permit the operation of any motor bus on a highway unless the bus is equipped with 2 outside rearview mirrors, one to the right and one to the left of the operator. Each mirror shall have not less than 50 square inches of unobstructed reflective surface and shall be firmly supported and adjustable to give the operator a clear view past both the right and left rear of the bus.

**History:** 1975 c. 84; 1987 a. 235.

**Cross-reference:** See also ss. [Trans 305.26](#) and [305.44](#), Wis. adm. code.

**347.41 Speed indicators.** No person shall operate on a highway any motor vehicle primarily designed for use upon a highway unless such motor vehicle is equipped with a speedometer which with reasonable accuracy registers the speed of the vehicle, except that motor trucks or truck tractors may be equipped with tachometers or any other devices that indicate speed and motor vehicles transported pursuant and in compliance with s. [341.47 \(1\) \(b\)](#) and (c) may be equipped with a governor of speed of a type which restricts speed and which is set at a level equal to or below the limits of 55 miles per hour in lieu of a speedometer.

**History:** 1983 a. 54.

**Cross-reference:** See also s. [Trans 305.18](#), Wis. adm. code.

**347.413 Ignition interlock device tampering; failure to install.** (1) No person may remove, disconnect, tamper with, or otherwise circumvent the operation of an ignition interlock device installed in response to the court order under s. [346.65 \(6\)](#), 1999 stats., or s. [343.301 \(1\)](#), 2007 stats., or s. [343.301 \(1g\)](#), or fail to have the ignition interlock device installed as ordered by the court, or violate a court order under s. [343.301 \(1g\)](#) restricting the per-

son’s operating privilege. This subsection does not apply to the removal of an ignition interlock device upon the expiration of the order requiring the motor vehicle to be so equipped or to necessary repairs to a malfunctioning ignition interlock device by a person authorized by the department.

(3) The department shall design a warning label which shall be affixed to each ignition interlock device upon installation. The label shall provide notice of the penalties for tampering with or circumventing the operation of the ignition interlock device under sub. (1) and s. [343.10 \(5\) \(a\) 3](#).

**History:** 1991 a. 277; 1993 a. 213; 1999 a. 109; 2001 a. 16 ss. [3445f](#), [3445g](#), [4060hd](#), [4060hw](#), [4060hy](#); 2009 a. 100, 121; 2017 a. 124.

**347.415 Odometer tampering.** (1g) In this section, “odometer” means an instrument for measuring and recording the actual distance that a motor vehicle, snowmobile, all-terrain vehicle, or utility terrain vehicle has traveled while in operation, but does not include any auxiliary instrument designed to be reset to zero to measure and record the actual distance that a motor vehicle, snowmobile, all-terrain vehicle, or utility terrain vehicle has traveled on trips.

(1m) No person may, either personally or through an agent, remove, replace, disconnect, reset, tamper with, alter, or fail to connect the odometer of any motor vehicle, snowmobile, all-terrain vehicle, or utility terrain vehicle with the intent to change or affect the number of miles indicated thereon.

(2) No person may operate a motor vehicle subject to registration under ch. [341](#) on any street or highway with knowledge that the odometer is removed, disconnected or nonfunctional. An exemption may be provided if parts are on back order to correct a nonfunctional odometer.

(3) No person may advertise for sale, sell, use, install, or have installed any device which causes an odometer to register any mileage other than the true mileage driven. For purposes of this subsection, “true mileage driven” means that mileage traveled by the vehicle as measured and recorded by the odometer within the manufacturer’s design tolerance.

(4) No person shall conspire with any other person to violate sub. (1m), (2) or (3).

(5) Nothing in this section shall prevent the service, repair or replacement of an odometer, provided the mileage indicated thereon remains the same as before the service, repair or replacement. Where the odometer is incapable of registering the same mileage as before such service, repair or replacement, the odometer shall be adjusted to read zero, and a written notice shall be attached, by the owner or an agent, to the left door frame of the vehicle, or other location as prescribed by the department, specifying the mileage prior to service, repair or replacement of the odometer and the date on which it was serviced, repaired or replaced. No person may, with intent to defraud, remove or alter such a notice so affixed. No person who services, repairs or replaces an odometer that is incapable of registering the same mileage as before such service, repair or replacement may fail to adjust the odometer to read zero or fail to attach the notice required by this subsection.

**History:** 1975 c. 121, 199; 1977 c. 29 s. 1654 (7) (a); 1993 a. 159; 2003 a. 166; 2011 a. 208.

**Cross-reference:** See also ch. [Trans 154](#), Wis. adm. code.

**347.417 Immobilization device tampering.** (1) No person may remove, disconnect, tamper with, or otherwise circumvent the operation of any immobilization device installed in response to a court order under s. [346.65 \(6\)](#), 1999 stats., or s. [343.301 \(2\)](#), 2007 stats. This subsection does not apply to the removal of an immobilization device pursuant to a court order or to necessary repairs to a malfunctioning immobilization device.

(2) The department shall design a warning label which shall be affixed by the owner of each immobilization device before the device is used to immobilize any motor vehicle under s. [346.65 \(6\)](#), 1999 stats., or s. [343.301 \(2\)](#), 2007 stats. The label shall provide notice of the penalties for removing, disconnecting, tamper-



ing with, or otherwise circumventing the operation of the immobilization device.

**History:** 1991 a. 277; 1999 a. 109; 2001 a. 16 ss. 3445h to 3445m, 4060hg, 4060hj, 4060hw, 4060hy; 2009 a. 100.

**347.42 Windshield wipers.** No person may operate on a highway any motor vehicle equipped with a windshield, except a moped or motorcycle, unless the motor vehicle also is equipped with a device for cleaning rain, snow or other moisture from the windshield. The device shall be so constructed as to be controlled or operated by the operator of the vehicle and shall at all times be maintained in good working order.

**History:** 1979 c. 163; 1983 a. 243; 1985 a. 65; 2019 a. 50.

**Cross-reference:** See also s. [Trans 305.35](#), Wis. adm. code.

**347.43 Safety glass. (1g)** In this section, “safety glass” means glass so treated or combined with other materials as to reduce, in comparison with ordinary sheet glass or plate glass, the likelihood of injury to persons by objects from external sources or by such glass when it is struck, cracked or broken.

**(1s)** No person may operate upon a highway any motor vehicle manufactured after January 1, 1936, except a recreational vehicle other than a 5th-wheel recreational vehicle, unless the motor vehicle is equipped with safety glass wherever glass is used on the motor vehicle in partitions, doors, windows or windshields.

**(2)** No person may sell any new motor vehicle unless such vehicle is equipped with safety glass in accordance with the requirements of sub. **(1s)**.

**(4)** If a common carrier or person operating under a permit or certificate issued by the department is convicted of operating a vehicle in violation of this section, the department may suspend or revoke the permit or certificate until such time as the vehicle has been equipped with safety glass as required by this section.

**History:** 1977 c. 29 s. 1654 (9) (f); 1981 c. 347; 1985 a. 187; 1993 a. 16; 1999 a. 85; 2007 a. 60.

**Cross-reference:** See also ss. [Trans 305.32](#) and [305.34](#), Wis. adm. code.

Sub. **(1)** [now sub. **(1s)**] requires that whenever broken glass is replaced in a vehicle it must be replaced with safety glass. Replacing glass with plastic violated this section, and an officer observing a vehicle with replacement plastic had probable cause to stop the vehicle for a violation of this section. *State v. Longcore*, 2001 WI App 15, 240 Wis. 2d 429, 623 N.W.2d 201, 00–1171.

**347.435 Vehicle monitoring and feedback.** Notwithstanding s. [346.88](#), a person may operate a vehicle that has a device mounted to the front windshield if all of the following apply:

**(1)** The device is designed to monitor the vehicle and provide feedback to the operator for the purpose of safety or improving vehicle operation.

**(2)** The device is mounted directly above, behind, or below the mirror required in s. [347.40 \(1\)](#) or, if no mirror is present, at the location where the mirror would typically be mounted.

**(3)** The device is mounted in a manner consistent with applicable federal requirements if the vehicle is a commercial motor vehicle as defined in [49 CFR 390.5](#).

**History:** 2015 a. 160.

**347.44 Painting requirements for school buses; restrictions as to painting of other vehicles. (1)** All school buses shall be painted as follows:

**(a)** With the exception of trim, the body, including hood, fenders, cowl and roof shall be painted a uniform color, national school bus glossy yellow, according to national institute of standards and technology specifications;

**(b)** The body trim, if used, shall be black; and

**(c)** The words, “SCHOOL BUS”, in black letters at least 8 inches high shall appear on both the front and rear of the upper body area or on a sign attached thereto.

**(2)** A motor vehicle described in s. [340.01 \(56\) \(b\)](#) may, but need not, comply with sub. **(1)**. If the motor vehicle complies with sub. **(1)**, the vehicle shall comply with other regulations relating to school buses prescribed by the department by rule.

**(3)** No person may paint or in any way designate a motor vehicle in the manner described in sub. **(1)** except as expressly authorized by this section.

**(4)** When a motor vehicle in compliance with sub. **(1)**, s. [347.25 \(2\)](#), and the rules of the department relating to school bus equipment is no longer operated as a school bus, the registration of the motor vehicle for another purpose may not be permitted until the owner:

**(a)** Physically removes the signs identifying the vehicle as a school bus, the lights required by s. [347.25 \(2\)](#) and such other equipment as the department may specify by rule; and

**(b)** Repaints the entire vehicle to a color other than national school bus glossy yellow or any color commonly referred to as yellow.

**History:** 1975 c. 121, 199, 224, 429; 1977 c. 29 s. 1654 (7) (e); 1977 c. 228; 1979 c. 221; 1983 a. 175; 1985 a. 287; 1989 a. 165.

**Cross-reference:** See also ch. [Trans 300](#), Wis. adm. code.

**347.445 Crossing gates for school buses.** No person may operate a school bus that is painted as provided in s. [347.44](#) unless it is equipped with a retractable crossing gate on the front of the bus that, when in use, prevents children from crossing in front of the school bus in such proximity that they are not visible to the operator of the school bus from the operator’s seat. The secretary shall prescribe rules for the specifications, installation, and operation of crossing gates required under this section.

**History:** 2001 a. 58.

**347.447 Additional safety mirrors on school buses.** A school bus that is painted as provided in s. [347.44](#) may be equipped with a supplemental mirror system, mounted on the passenger side of the school bus and designed to enhance operator visibility of children near the passenger side of the school bus, if the supplemental mirror system does not make inoperative or diminish the performance of any other mirror or safety device required on the school bus.

**History:** 2011 a. 223.

**347.45 Tire equipment. (1)** All automobiles, motor trucks, motor buses, truck tractors, trailers, semitrailers, recreational vehicles, and mobile homes when operated upon a highway shall be completely equipped with tires inflated with compressed air and all other motor vehicles when operated on a highway shall be equipped with tires of rubber or of some material or construction of equal resiliency. No person may operate on a highway any motor vehicle, trailer, semitrailer, recreational vehicle, or mobile home having any metal tire in contact with the roadway, except that tire chains of reasonable proportions may be used when required for safety because of snow, ice or other conditions tending to cause a vehicle to skid, and except as provided in sub. **(2) (c)**.

**(2)** No person shall operate on a highway any vehicle, including farm tractors, implements of husbandry, animal-drawn vehicles and road machinery, if such vehicle has on the periphery of any of its tires any block, stud, flange, cleat, spike or other protuberance of any material other than rubber which projects beyond the tread of the traction surface of the tire, except that:

**(a)** Farm tractors, implements of husbandry, bicycles, animal-drawn vehicles, and road machinery may be operated with metal tires or tires having protuberances that will not injure the highway.

**(b)** Tire chains of reasonable proportions may be used on any vehicle when required for safety because of snow, ice or other conditions tending to cause a vehicle to skid.

**(c)** A pneumatic tire may have embedded in it wire or wire coils for improving traction on ice and snow, but such tire shall be so constructed that the percentage of wire or wire coils in contact with the roadway does not exceed, after the first 1,000 miles of use or operation, 5 percent of the total tire area in contact with the roadway. During the first 1,000 miles of use or operation of any such tire the wire or wire coils in contact with the roadway shall not exceed 20 percent of the total tire area in contact with the road-

way. Tires equipped with tungsten carbide studs shall be limited in usage and design as follows:

1. The department shall, by rule, designate the times of year during which any type of tire described in this paragraph may be used.

2. Such tires may be used only on authorized emergency vehicles, school buses, vehicles used to deliver mail and automobiles with out-of-state registrations and then only if such automobile is in the course of passing through this state for a period of not more than 30 days.

3. Such studs shall not project more than one-eighth inch beyond the tread surface of the tire.

(3) The authority in charge of maintenance of the highway in question may, in its discretion, issue a special permit authorizing operation upon such highway of a vehicle the operation of which would otherwise be prohibited under this section.

(4) No person shall knowingly operate on any highway any vehicle on which any tire has been regrooved or recut or offer such tire for sale or exchange. This subsection shall not apply to regrooved or recut commercial vehicle tires which are designed and constructed in such a manner that regrooving or recutting is an acceptable and safe practice, nor does this subsection apply to regrooving or recutting done in a tire recapping process.

(5) Notwithstanding sub. (2), an implement of husbandry equipped with rubber tracks or tracks made of equivalent material may be operated on a highway if such operation will not injure the highway.

**History:** 1973 c. 338; 1977 c. 29 s. 1654 (7) (a); 1985 a. 187; 1997 a. 102; 1999 a. 85; 2007 a. 11; 2009 a. 177; 2011 a. 73; 2015 a. 15, 232.

**Cross-reference:** See also ch. Trans 306 and s. Trans 305.30, Wis. adm. code.

**347.455 Modifications to height of vehicle.** (1) Except as further provided in this section, no person may operate any vehicle on a highway if modifications have been made to the suspension system, axles or chassis of the vehicle which cause any portion of the vehicle to ride more than 4 inches above the height of the vehicle specified by the manufacturer. The height of the vehicle shall be measured from the level surface on which the vehicle stands.

(2) If the modification is for the purpose of strengthening or improving handling, modifications may be made to the suspension system, axles or chassis of a 4-wheel drive vehicle or a motor truck which has a gross weight of not more than 8,000 pounds which cause the vehicle to ride 5 or less inches above the height of the vehicle specified by the manufacturer. The height of the vehicle shall be measured from the level surface on which the vehicle stands.

(3) A 4-wheel drive vehicle or a motor truck which has a gross weight of not more than 8,000 pounds may be modified to use a tire and wheel size which exceeds the wheel and tire size specified by the manufacturer for the vehicle by up to 4 inches in radius.

(4) No person may operate any vehicle on a highway if modifications have been made to the suspension system, axles, chassis or exhaust system of the vehicle which cause any portion of the vehicle, except the tires, to extend below lines drawn from the bottom of each wheel rim to the points of contact between the tires on the opposite side and opposite end of the vehicle and the level surface on which the vehicle stands.

**History:** 1981 c. 216; 1993 a. 165.

**Cross-reference:** See also ss. Trans 305.18, 305.29, and 305.31, Wis. adm. code.

**347.46 Fenders and mudguards.** (1) No person shall operate a vehicle of the tractor type on a highway unless the driving wheels of such vehicle are protected by suitable fenders.

(2) No person shall operate on a highway in intercity movement any privately owned motor truck or privately owned semitrailer drawn by a truck tractor, except those motor trucks and semitrailers equipped with dump bodies, unless such motor truck or semitrailer is equipped with rear fenders or mudguards of such material and so constructed and placed as to restrict to a minimum

the splashing of water, mud or other material which may be thrown by the rear wheels. Such rear fenders or mudguards shall meet the following minimum specifications:

(a) The fenders or mudguards shall cover the tire or multiple tires they are protecting starting at the top from a line drawn vertically through the center of the axle and extending rearward and downward so that the fender or mudguard under any condition of operation or loading of the vehicle has a ground clearance of not more than one third of the horizontal distance from the center of the rearmost axle to the fender or mudguard;

(b) The fenders or mudguards shall be at least as wide as the tire or multiple tires they are protecting;

(c) If the vehicle is so designed and constructed that the rear wheels are covered in the manner specified in pars. (a) and (b) by means of fenders, body construction or other means of enclosure, then no special mudguards are required. Otherwise, the vehicle shall be equipped with special mudguards to the extent necessary to meet the requirements of pars. (a) and (b).

**Cross-reference:** See also ss. Trans 305.22 and 305.53, Wis. adm. code.

**347.47 Drawbars, trailer hitches and mobile home couplings.** (1) No person shall operate a vehicle towing or drawing another vehicle or vehicles on a highway if the drawbar or other connection between any 2 vehicles exceeds 12 feet in length.

(2) No person shall operate a motor vehicle drawing a trailer, semitrailer, recreational vehicle, or mobile home upon a highway unless the hitch and coupling attaching the trailer, semitrailer, recreational vehicle, or mobile home to the vehicle by which it is drawn is of such construction as to cause such trailer, semitrailer, recreational vehicle, or mobile home to follow in direct line with the propelling vehicle without dangerous side swing or wobble. The hitch and coupling, the surface to which they are attached, and the connections, shall be of sufficient strength to prevent failure under all conditions of operation. The hitch is that part of the connecting mechanism, including the coupling platform and its attaching members or weldments, which is attached to the towing vehicle. The coupling is that part of the connecting mechanism, including the coupling and its attaching members or weldments, which is attached to the trailer, recreational vehicle, or mobile home and by which connection is made to the hitch. If a device is used between the trailer proper and the coupling such as a pole, such device shall also meet the requirements of this section.

(3) In addition to the hitch and coupling specified in sub. (2), every towed vehicle shall be coupled to the towing vehicle by means of safety chains, leveling bars or cables. This requirement does not apply to a semitrailer having a connecting device composed of a 5th wheel and kingpin assembly, nor to a pole or pipe dolly. The safety chains, leveling bars or cables shall have only the necessary slack to permit proper turning and safety chains or cables shall be so connected to the towed and towing vehicle to prevent the drawbar from dropping to the ground if the hitch or coupling disengages. Two separate lengths of safety chain, leveling bars or cable shall be required on all trailers and mobile homes; however, the department may authorize use of such other appropriate equipment or methods approved by nationally recognized organizations which recommend safety standards for motor vehicles.

(4) Trailer, semitrailer, recreational vehicle, and mobile home couplings and the safety chains, leveling bars or cables shall be of such minimum strength, design and type as established by published rule of the department.

**History:** 1971 c. 88; 1977 c. 29 s. 1654 (7) (e); 1979 c. 34; 2007 a. 11.

**Cross-reference:** See also ch. Trans 308 and s. Trans 305.52, Wis. adm. code.

**347.475 Airbags, prohibited practices.** (1) In this section, "airbag" means an inflatable restraint system that is designed to be installed and to operate in a motor vehicle to deploy by inflating upon an impact of the vehicle with another object.

(2) No person may, either personally or through an agent, sell, install, reinstall, or distribute any previously deployed airbag.

This subsection does not apply to the sale of a motor vehicle with a previously deployed airbag unless the deployment is concealed or disguised.

(3) No person may, either personally or through an agent, remove, disconnect, tamper with, or otherwise circumvent the operation of any airbag, except for the purpose of testing, repairing, or maintaining an airbag, salvaging an undeployed airbag, disposing of a deployed airbag, or replacing a deployed airbag with a functional airbag. This subsection does not apply to the installation or use of an on–off switch by any person who is authorized by federal law or regulation to install or use an on–off switch for an airbag.

(4) No person may, either personally or through an agent, install a cover or otherwise conceal or disguise a missing airbag or a previously deployed airbag.

History: 2001 a. 28.

### 347.48 Safety belts and child safety restraint systems.

(1) SAFETY BELTS REQUIRED. (a) No person may buy, sell, lease, trade or transfer a motor vehicle other than an automobile at retail from or to Wisconsin residents unless the vehicle is equipped with safety belts installed for use as required under 49 CFR 571, and no such vehicle may be operated in this state unless such belts remain installed.

(b) No person may buy, sell, lease, trade or transfer an automobile that is required under 49 CFR 571 to be equipped with safety belts from or to a resident of this state unless the front designated seating positions of the automobile are equipped with safety belts installed for use as required under 49 CFR 571 and unless each rear outboard designated seating position of the automobile is equipped with a safety belt consisting of a combination of a pelvic and upper torso restraint that conforms to standards for a Type 2 seat belt assembly under 49 CFR 571.209, and no automobile may be operated in this state unless such belts remain installed. Nothing in this section applies to antique reproductions.

(2) TYPE AND MANNER OF INSTALLING. All such safety belts must be of a type and must be installed in a manner approved by the department. The department shall establish specifications and requirements for approved types of safety belts and attachments thereto. The department will accept, as approved, all seat belt installations and the belt and anchor meeting the society of automotive engineers' specifications.

(2m) REQUIRED USE. (a) In this subsection, “properly restrained” means wearing a safety belt approved by the department under sub. (2) and fastened in a manner prescribed by the manufacturer of the safety belt which permits the safety belt to act as a body restraint.

(b) If a motor vehicle is required to be equipped with safety belts in this state, no person may operate that motor vehicle unless the person is properly restrained in a safety belt.

(c) If a motor vehicle is required to be equipped with safety belts in this state, no person may operate that motor vehicle unless each passenger who is at least 8 years old and who is seated at a designated seating position in the front seat required under 49 CFR 571 to have a safety belt installed or at a designated seating position in the seats, other than the front seats, for which a safety belt is required to be installed is properly restrained.

(d) If a motor vehicle is required to be equipped with safety belts in this state, no person who is at least 8 years old and who is seated at a designated seating position in the front seat required under 49 CFR 571 to have a safety belt installed or at a designated seating position in the seats, other than the front seats, for which a safety belt is required to be installed may be a passenger in that motor vehicle unless the person is properly restrained.

(dm) Paragraphs (b), (c) and (d) do not apply to the operation of an authorized emergency vehicle by a law enforcement officer or other authorized operator under circumstances in which compliance could endanger the safety of the operator or another.

(dr) Paragraph (b) does not apply to the operator of a vehicle while on a route which requires the operator to make more than 10 stops per mile involving an exit from the vehicle in the scope of his or her employment. Paragraphs (c) and (d) do not apply to a passenger while on a route which requires the passenger to make more than 10 stops per mile involving an exit from the vehicle in the scope of his or her employment.

(e) The department shall, by rule, exempt from the requirements under pars. (b) to (d) persons who, because of a physical or medical condition, cannot be properly restrained in a safety belt.

Cross-reference: See also ch. Trans 315, Wis. adm. code.

(f) 1. This subsection does not apply if the motor vehicle is a taxicab or is not required to be equipped with safety belts under sub. (1) or 49 CFR 571.

2. This subsection does not apply to a privately owned motor vehicle while being operated by a rural letter carrier for the delivery of mail or while being operated by a delivery person for the delivery of newspapers or periodicals.

3. This subsection does not apply to a motor vehicle while being operated by a land surveying crew while conducting a land survey along or upon the highway.

7. This subsection does not apply to a farm truck or dual purpose farm truck while being used in conjunction with the planting or harvesting of crops and not being operated upon the highway.

(g) Evidence of compliance or failure to comply with par. (b), (c) or (d) is admissible in any civil action for personal injuries or property damage resulting from the use or operation of a motor vehicle. Notwithstanding s. 895.045, with respect to injuries or damages determined to have been caused by a failure to comply with par. (b), (c) or (d), such a failure shall not reduce the recovery for those injuries or damages by more than 15 percent. This paragraph does not affect the determination of causal negligence in the action.

(gm) A law enforcement officer may not take a person into physical custody solely for a violation of this subsection or sub. (1) or (2) or a local ordinance in conformity with this subsection, sub. (1) or (2) or rules of the department.

(3m) SAFETY BELT INFORMATION PROGRAM. The department shall develop and administer a public information program to promote safety belt awareness and use.

(4) CHILD SAFETY RESTRAINT SYSTEMS REQUIRED; STANDARDS; EXEMPTIONS. (ag) In this subsection:

1. “Child booster seat” means a child passenger restraint system that meets the applicable federal standards under 49 CFR 571.213 and is designed to elevate a child from a vehicle seat to allow the vehicle’s safety belt to be properly positioned over the child’s body.

2. “Designated seating position” has the meaning given in 49 CFR 571.3.

3. “Properly restrained” means any of the following:

a. With respect to par. (as) 1. and 2., fastened in a manner prescribed by the manufacturer of the child safety restraint system which permits the system to act as a body restraint but does not include a system in which the only body restraint is a safety belt of the type required under sub. (1).

b. With respect to par. (as) 3., wearing a safety belt consisting of a combination lap belt and shoulder harness approved by the department under sub. (2) and fastened in a manner prescribed by the manufacturer of the safety belt so that the safety belt properly fits across the child’s lap and the center of the child’s chest in a manner appropriate to the child’s height, weight, and age that permits the safety belt to act as a body restraint.

c. With respect to par. (as) 4., fastened in a manner prescribed by the manufacturer of the system which permits the system to act as a body restraint.

(am) No person may transport a child under the age of 8 in a motor vehicle unless the child is restrained in compliance with par.

(as) in a safety restraint system that is appropriate to the child's age and size and that meets the standards established by the department under this paragraph. The department shall, by rule, establish standards in compliance with applicable federal standards, including standards under 49 CFR 571.213, for child safety restraint systems.

(as) A child under the age of 8 years who is being transported in a motor vehicle shall be restrained as follows:

1. If the child is less than one year old or weighs less than 20 pounds, the child shall be properly restrained in a rear-facing child safety restraint system, positioned at a designated seating position in a back passenger seat of the vehicle if the vehicle is equipped with a back passenger seat.

2. Subject to subd. 1., if the child is at least one year old and weighs at least 20 pounds but is less than 4 years old or weighs less than 40 pounds, the child shall be properly restrained as provided in subd. 1. or properly restrained in a forward-facing child safety restraint system, positioned at a designated seating position in a back passenger seat of the vehicle if the vehicle is equipped with a back passenger seat.

3. Subject to subds. 1. and 2., if the child is at least 4 years old but less than 8 years old, weighs at least 40 pounds but not more than 80 pounds, and is not more than 57 inches in height, the child shall be properly restrained as provided in subd. 2. or properly restrained in a child booster seat.

4. Subject to subds. 1. to 3., if the child is less than 8 years old, the child shall be properly restrained as provided in subds. 1. to 3. or properly restrained in a safety belt approved by the department under sub. (2).

(b) The department may, by rule, exempt from the requirements under pars. (am) and (as) any child who because of a physical or medical condition or body size cannot be placed in a child safety restraint system, child booster seat, or safety belt.

(c) This subsection does not apply if the motor vehicle is a motor bus, school bus, taxicab, moped, motorcycle or is not required to be equipped with safety belts under sub. (1) or 49 CFR 571.

(d) Evidence of compliance or failure to comply with pars. (am) and (as) is admissible in any civil action for personal injuries or property damage resulting from the use or operation of a motor vehicle but failure to comply with pars. (am) and (as) does not by itself constitute negligence.

**History:** 1975 c. 337; 1977 c. 29 s. 1654 (7) (a); 1981 c. 327; 1983 a. 285; 1987 a. 132 ss. 3 to 6, 11; 1987 a. 399; 1989 a. 22; 1991 a. 26, 39, 198, 269; 1997 a. 190; 2005 a. 106; 2009 a. 28; 2011 a. 111.

**Cross-reference:** See also ch. Trans 310 and s. Trans 305.27, Wis. adm. code. "Seat belt negligence" and "passive negligence" are distinguished. Jury instructions regarding seat belts are recommended. A method for apportioning damages in seat belt negligence cases is adopted. *Foley v. City of West Allis*, 113 Wis. 2d 475, 335 N.W.2d 824 (1983).

A common law action for contribution may not be brought against a person who violates sub. (2m) (g). *Gaertner v. Holcka*, 219 Wis. 2d 436, 580 N.W.2d 271 (1998), 96-2726.

A statute requiring the wearing of seat belts in motor vehicles would be constitutional. 58 Atty. Gen. 241.

The seat belt defense — state of the law. *Kircher*, 53 MLR 172.

The seat belt defense — the trial lawyer's view. *Bowman*, 53 MLR 191.

Practical defense problems — the expert's view. *Huelke*, 53 MLR 203.

The seat belt as a cause of injury. *Snyder*, 53 MLR 211.

### 347.485 Protective headgear for use on motorcycles.

(1) (a) No person who holds an instructional permit under s. 343.07 (4) or who is under 18 years of age may operate or ride upon a motorcycle on any highway unless the person is wearing protective headgear of a type which meets the standards established for motorcycle operation in 49 CFR 571.218 and the chin strap is properly fastened.

(am) No person may operate a motorcycle when carrying a passenger under 18 years of age unless the passenger is wearing protective headgear.

(b) No person may sell or offer for sale any protective headgear for use by a driver or passenger on a motorcycle, not meeting the

standards established for motorcycle operation in 49 CFR 571.218.

(2) (a) No person may operate a motorcycle on any highway without wearing any of the following eye protection:

1. A protective face shield attached to the headgear.
2. Glasses.
3. Goggles.

(b) Except for photosensitive corrective glasses prescribed by an ophthalmologist, physician, oculist or optometrist, eye protection worn during hours of darkness may not be tinted or darkened.

(c) Notwithstanding par. (a), if the vehicle is an autocycle equipped with a windshield or a motorcycle equipped with a windshield that rises a minimum of 15 inches above the handlebar, the use of other eye protective devices is not mandatory.

(d) This subsection shall not apply to persons operating a motorcycle in a parade sanctioned by the local municipality.

(3) No person may rent, lease or loan a motorcycle to another unless he or she has ascertained that such party has the required eye protection and, if the party holds an instructional permit under s. 343.07 (4) or is under 18 years of age, that the party has the required protective headgear for operating the motorcycle.

(4) Every person in the motorcycle rental business shall have clean, usable protective headgear for rent in sufficient quantity to care for the needs of all customers.

**History:** 1977 c. 29 s. 1654 (7) (e); 1977 c. 204, 447; 1983 a. 133, 243, 538; 1985 a. 65, 85; 2019 a. 50.

Three-wheeled trucks and automobiles, golf carts, and other special purpose vehicles such as street sweepers, industrial fork-lifts, and motorized wheelbarrows are not motorcycles, and operators are not subject to this section. 58 Atty. Gen. 17.

**347.486 General requirements.** (1) No person may operate a motorcycle if the handgrips of the handlebars rise more than 30 inches above the lowest point of the top of the driver's seat when the seat is occupied.

(2) No person may operate a motorcycle with an improvised, defective or repaired handlebar.

(3) No person may operate a motorcycle without a functioning muffler.

**History:** 1979 c. 163; 1983 a. 243; 1985 a. 65; 2019 a. 50.

**Cross-reference:** See also subch. III of ch. Trans 305, Wis. adm. code.

**347.487 Seating requirements.** Except as provided in s. 346.595 (3m), no more than 2 persons may ride on a motorcycle during operation, and then only if the vehicle is equipped and designed with adequate seats and foot rests or pegs. Foot rests or pegs shall be mounted in accordance with manufacturer's specifications. In the absence of manufacturer's specifications, foot rests or pegs for the passenger shall be located on the same horizontal plane as those of the operator.

**History:** 1983 a. 243; 1985 a. 65; 2019 a. 50.

**347.488 Moped equipment.** No person may operate a moped unless:

(1) The moped complies with all federal emission, equipment and safety standards applicable at the time of manufacture;

(2) None of the original equipment installed on the moped by the manufacturer has been replaced with equipment of lesser performance characteristics; and

(3) The performance characteristics of the moped have not been altered so as to enable it to exceed the maximum design speed authorized for a moped under s. 340.01 (29m).

**History:** 1977 c. 288.

### 347.489 Lamps and other equipment on bicycles and other vehicles and devices.

(1) No person may operate a bicycle, motor bicycle, personal delivery device, electric scooter, or electric personal assistive mobility device upon a highway, sidewalk, bicycle lane, or bicycle way during hours of darkness unless the bicycle, motor bicycle, personal delivery device, electric scooter, or electric personal assistive mobility device is equipped with or, with respect to a bicycle or motor bicycle, the

operator is wearing, a lamp emitting a white light visible from a distance of at least 500 feet to the front of the bicycle, motor bicycle, personal delivery device, electric scooter, or electric personal assistive mobility device. A bicycle, motor bicycle, personal delivery device, electric scooter, or electric personal assistive mobility device shall also be equipped with a red reflector that has a diameter of at least 2 inches of surface area or, with respect to an electric scooter or an electric personal assistive mobility device, that is a strip of reflective tape that has at least 2 square inches of surface area, on the rear so mounted and maintained as to be visible from all distances from 50 to 500 feet to the rear when directly in front of lawful upper beams of headlamps on a motor vehicle. A lamp emitting a steady or flashing red light visible from a distance of 500 feet to the rear may be used in lieu of the red reflector.

**(1m)** No person may operate a personal delivery device upon a sidewalk unless the device is equipped with a braking system that, when engaged, will enable the personal delivery device to come to a controlled stop.

**(2)** No person may operate a bicycle, motor bicycle, electric scooter, or electric personal assistive mobility device upon a highway, bicycle lane, or bicycle way unless it is equipped with a brake in good working condition, adequate to control the movement of and to stop the bicycle, motor bicycle, electric scooter, or electric personal assistive mobility device whenever necessary.

**(3)** No bicycle, motor bicycle, electric scooter, or electric personal assistive mobility device may be equipped with nor may any person riding upon a bicycle, motor bicycle, electric scooter, or electric personal assistive mobility device use any siren or compression whistle.

**(3m)** (a) 1. After January 1, 2018, a manufacturer or distributor of electric bicycles shall permanently affix to the electric bicycle a label containing all of the following information in Arial font of a minimum size of 9 point:

- a. The classification number of the electric bicycle.
  - b. The speed at which the motor will cease to provide assistance or power.
  - c. The wattage of the motor equipped to the electric bicycle.
2. If a person modifies an electric bicycle so as to change the classification of the electric bicycle, the person shall prepare and affix to the electric bicycle a revised label satisfying the requirements of subd. 1.

(b) An electric bicycle shall meet the requirements of 16 CFR Part 1512, as if the electric bicycle were a bicycle as defined under 16 CFR 1512.2 (a).

(c) An electric bicycle shall operate so that the motor ceases to provide assistance or power when the brakes are applied or the motor ceases to provide assistance or power when the rider stops pedaling.

(d) No person may operate a class 3 electric bicycle unless the electric bicycle is equipped with a speedometer that with reasonable accuracy registers the speed of the electric bicycle in miles per hour.

**(4)** No person may operate a personal delivery device upon a sidewalk unless the device is equipped with a plate or marker that is in a position to be clearly visible and that identifies the name and contact information of the personal delivery device operator.

**History:** 1973 c. 182, 333; 1977 c. 208; 1983 a. 243 s. 39; Stats. 1983 s. 347.489; 1995 a. 138; 2001 a. 90; 2011 a. 73; 2017 a. 13; 2019 a. 11, 34.

**347.49 Equipment of vehicles transporting flammable liquids.** **(1)** In this section, “flammable liquid” means any gasoline, naphtha, benzine, fuel oil, crude oil, kerosene or other liquid which has a flashpoint of 80 degrees Fahrenheit or less as determined by a Tagliabue or equivalent closed-cup test device.

**(2)** No person shall transport in or on any motor vehicle, trailer or semitrailer upon a highway any flammable liquid except by

tank mounted on or attached to or structurally a part of such motor vehicle, trailer or semitrailer and which is plainly marked to show that flammable liquids are being transported therein.

**(3)** This section does not apply to transportation of flammable liquids as freight only by the consumer from the place of purchase to the place of consumption if such liquids are transported in drums or other containers having a capacity of not more than 100 gallons each and if the total amount of such liquids so transported in any one vehicle or combination of vehicles does not exceed 500 gallons.

**History:** 2017 a. 365 s. 111.

**347.50 Penalties.** **(1)** Any person violating ss. 347.35 to 347.49, except s. 347.385 (5), s. 347.413 (1) or s. 347.415 (1m), (2) and (3) to (5) or s. 347.417 (1) or s. 347.475 or s. 347.48 (2m) or (4) or s. 347.489, may be required to forfeit not less than \$10 nor more than \$200.

**(1m)** Any person violating s. 347.385 (5) may be fined not more than \$10,000 or imprisoned for not more than one year in the county jail, or both, for each violation.

**(1s)** Any person violating s. 347.413 (1) or 347.417 (1) may be fined not less than \$150 nor more than \$600, or may be imprisoned for not more than 6 months, or both for the first offense. For a 2nd or subsequent conviction within 5 years, the person may be fined not less than \$300 nor more than \$1,000, or imprisoned for not more than 6 months, or both.

**(1t)** In addition to the penalty under sub. (1s), if a person who is subject to an order under s. 343.301 violates s. 347.413, the court shall extend the order restricting the person’s operating privilege under s. 343.301 (1g) or (2m) for 6 months for each violation.

**(2)** Any person violating s. 347.415 (1m), (2), and (3) to (5) or 347.475 may be fined not more than \$5,000 or imprisoned for not more than one year in the county jail, or both, for each violation.

**(2m)** (a) Any person who violates s. 347.48 (2m) (b) or (c) and any person 16 years of age or older who violates s. 347.48 (2m) (d) shall be required to forfeit \$10.

(b) No forfeiture may be assessed for a violation of s. 347.48 (2m) (d) if the violator is less than 16 years of age when the offense occurs.

**(3)** (a) Any person violating s. 347.48 (4) (am) may be required to forfeit not less than \$30 nor more than \$75 if the child is less than 4 years old.

(b) No forfeiture may be assessed under par. (a) if all of the following apply:

1. The motor vehicle was not equipped with a child safety restraint system meeting the requirements under s. 347.48 (4) (am) at the time the uniform traffic citation was issued.

2. The person provides proof that, within 30 days after the uniform traffic citation was issued, a child safety restraint system meeting the requirements under s. 347.48 (4) (am) was purchased or leased and properly installed in the motor vehicle.

3. The person has not, within the immediately preceding 3 years, been issued a uniform traffic citation for a violation of s. 347.48 (4) (am).

**(4)** Any person violating s. 347.48 (4) (am) may be required to forfeit not less than \$10 nor more than \$25 for the first offense if the child is at least 4 years old and less than 8 years old. For a 2nd or subsequent conviction within 3 years involving a child who is at least 4 years old and less than 8 years old, a person may be required to forfeit not less than \$25 nor more than \$200.

**(5)** Any person violating s. 347.489 may be required to forfeit not more than \$20.

**History:** 1971 c. 278; 1975 c. 121; 1981 c. 327; 1983 a. 243; 1985 a. 309; 1987 a. 132; 1989 a. 22; 1991 a. 26, 277; 2001 a. 28; 2003 a. 166; 2005 a. 106, 193; 2007 a. 97; 2009 a. 28, 100; 2017 a. 124.



# CITY OF APPLETON

## MEMORANDUM

**Date:** 8/2/24

**To:** Human Resources & Information Technology Committee

**From:** Charles E Sepers, Jr, PhD, MPH, Health Officer/Director, Department of Public Health

**Subject:** Exclusion of Chicken Hens from Maximum Animal Provision

---

The purpose of this memo is to highlight the changes made to the existing ordinance regarding the number and types of animals allowed per household or dwelling unit.

### **Original Ordinance Language:**

#### **Sec. 3-12. Maximum number of animals.**

"No person or household shall keep more than six (6) animals, the maximum number of dogs being three (3), the maximum number of rabbits being two (2), on any City lot, land parcel, or dwelling unit if in a multiple dwelling unit, with the exception of a litter of pups or kittens, which may be kept for a period of time not to exceed five (5) months from birth. This section does not apply to premises holding a valid kennel license."

### **Modified Ordinance Language:**

#### **Sec. 3-12. Maximum number of animals.**

"No person or household shall keep more than six (6) animals, the maximum number of dogs being three (3), the maximum number of rabbits being two (2), on any City lot, land parcel, or dwelling unit if in a multiple dwelling unit, with the exception of a litter of pups or kittens, which may be kept for a period of time not to exceed five (5) months from birth. This section does not apply to premises holding a valid kennel license or to chicken hens maintained under a valid permit issued by the Health Department."

### **Summary of Changes:**

1. **Exception of Chicken Hens:** The modified ordinance now includes an exception for chicken hens. Specifically, it allows for chicken hens to be kept if they are maintained under a valid permit issued by the Health Department.
  - o **New Exception Clause:** "or to chicken hens maintained under a valid permit issued by the Health Department."

This amendment provides clarity and a legal framework for residents wishing to keep chicken hens within city limits, under regulated conditions set by the Health Department.

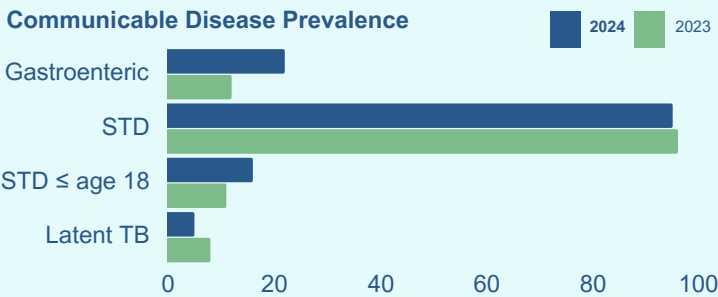
# Appleton Health Department

## 2024 Q2 Report

There are five Foundational Areas in Public Health, also known as Public Health Programs. The Appleton Health Department reports quarterly on quantitative metrics in each program. The data reported here is compared to the data for the same period the previous year.

### Communicable Disease Control

Gastroenteric infections and STD infections among those under the age of 18 years remain high, in comparison to this time in 2023



### Chronic Disease Control & Injury Prevention

Lead elevations are considerably lower in 2024 when compared to this time last year.



### Community Health

- Survey distribution and collection of the **Community Health Assessment** (stakeholder meetings, marketing, and distribution)
- Appleton's **Coordinated Entry QR Cards** are widely regarded as best practice and are being adopted by Housing Coalitions across the state.
- Newly created, **Community Resource Navigator**, onboarding and integration with existing community organizations is underway.

### Maternal, Child, & Family Health

The need for home visiting remains high. Additional staffing was added in the second quarter to meet this demand.

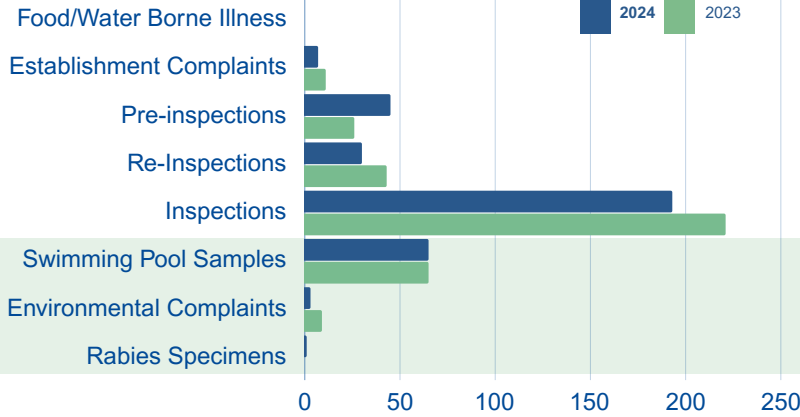
**Public Health Nurse visits and revisits**



### Environmental Public Health

The second quarter saw an increased number of pre-inspections and a proportionate number of decreased routine inspections. This was driven by a higher than normal rate of food operation ownership sales and associated change of ownership pre-inspections.

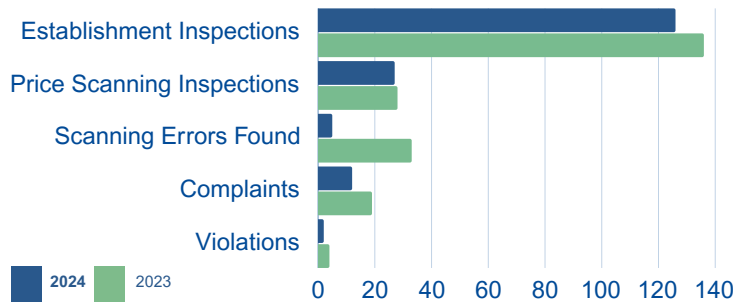
**Licensing**



### Weights & Measures

Second quarter 2024 totals are similar to second quarter 2023 totals with the exception of a notable decreased incidence of scanning errors found in 2023.

**Establishment Inspections, Price Scanning Inspections, Complaints, & Violations**



### Emergency Preparedness & Response

- Emergency Management Coordinator, Cassidy Walsh, led city staff in **daily preparedness education initiatives** promoting household disaster planning discussions during Severe Weather Awareness Week in April. Additionally, a collaborative video was shared on the Appleton Health Department social media to enhance public readiness.
- The Coordinator also attended a **Wisconsin Amateur Radio Emergency Services (ARES/RACES)** meeting in May for equipment checks and team familiarization ahead of the severe storm season.
- In June, participation in the **Northeast Wisconsin Public Health Preparedness Partnership (NEW PHPP) Back to the Basics Tabletop Exercise** involved all consortium departments, focusing on Incident Command System roles in a simulated scenario.



DEPARTMENT OF  
**PUBLIC HEALTH**



IN THE CITY OF APPLETON,  
OUTAGAMIE COUNTY,  
STATE OF WISCONSIN

CITY OF APPLETON  
A Wisconsin Municipal Corporation

Petitioner,

v.

Dylan T. Koehler - As owner of, **RIVER: L+2024 #1445, BLACK, F, N+, R+2026 NORTH HEIGHTS, RETRIEVER LAB MIX**

Respondent.

**ORDER DECLARING, RIVER: L+2024 #1445, BLACK, F, N+, R+2026 NORTH HEIGHTS, RETRIEVER LAB MIX AS A PROHIBITED DANGEROUS ANIMALS**

As the owner and/or caretaker of the above-named animal, you are hereby notified that the City of Appleton has declared that the above-named animals is a prohibited dangerous animal pursuant to the City of Appleton's Municipal Code 3-134.

Because these animals have been declared as Prohibited Dangerous Animals, you are further notified that you must immediately comply with the requirements of City of Appleton Municipal Code Section 3-134(a). You may arrange for the animal to be held outside of the City, or the animal will be confined, pursuant to 3-134(b)(3).

This order remains in effect, even if appealed, until modified or withdrawn. This order is in effect for the lifetime of the animal.

SO ORDERED, this 11 day of July, 2024 at 12:45 am/pm.

Matthew Fillebrown, Certified Humane Officer  
Appleton Police Dept. City of Appleton, WI

I, Dylan Koehler (respondent's printed name), acknowledge receipt of this order and understand the contents of the order, including the time limits if I wish to appeal.

Signed: Dylan Koehler

Date: July 11<sup>th</sup> 12:45





**APPEAL RIGHTS ARE TIME-SENSITIVE:**

If you or any other owner or caretaker of the above-named animals wishes to contest the attached Order, **within 72 hours YOU MUST deliver to the Health Officer a written objection** to the order stating specific reasons for contesting the order. Failure to timely file an objection will result in your forfeiture of the right to appeal this Order.

The health officer Charles Sepers with the City of Appleton Health Department can be reached at:

**Health Director - Dr. Charles Sepers**  
100 North Appleton Street  
Appleton, WI 54911  
*Phone: 920-832-6433*  
*Fax: 920-832-5853*  
*Email: Charles.Sepers@appleton.org*

I have enclosed copies of the City of Appleton Municipal Ordinances pertaining to this matter. Please review and comply with City of Appleton Municipal Code Section sections 3-1, 3-2, 3-131, 3-132, 3-133, and 3-134.

If you have any further question, please contact the City of Appleton Health Department.

Sincerely,

**Matt Fillebrown**  
Lead CSO #9563 / Humane Officer  
Appleton Police Department

Enclosures:

Order  
City of Appleton Municipal Code Sections 3-1, 3-2, 3-131, 3-132, 3-133, 3-134

CC: Captain Lewis, Appleton Police Department, ACA Zak Buruin, Appleton City Attorney's Office, and Health Officer Charles Sepers, Health Department



**DYLAN THOMAS KOEHLER** – owner of RIVER

**RE: DECLARATION AND ORDER OF PROHIBITED DANGEROUS ANIMAL**

Please let this letter and the attached order serve as your notice that the City of Appleton's Humane Officer has formally declared your animal, **RIVER: L+2024 #1445, BLACK, F, N+, R+2026 NORTH HEIGHTS, RETRIEVER LAB MIX** as a **Prohibited Dangerous Animal**, pursuant to the City of Appleton Municipal Code; Section 3-134.

I have declared your animals, **RIVER: L+2024 #1445, BLACK, F, N+, R+2026 NORTH HEIGHTS, RETRIEVER LAB MIX**, as a prohibited dangerous animal after conducting my investigation, which is summarized below:

- On 07/05/2024 River was involved in a unprovoked animal attack in the City of Appleton. River was reported to have attacked and bit one of the Vet Techs at North Heights Veterinary Clinic. The Vet Tech was bit three times in different locations. This was determined to be an unprovoked attack. During this investigation it was discovered that River was not muzzled when leaving her car. It was also discovered that the owner of River, Dylan, told CSO Wiley that River is walked at nighttime without a muzzle. This is in violation of AC 3-132(c) (4) Leash and Muzzle **A240 30554**

Due to **River being outside her dwelling in the City of Appleton without a muzzle on**, (REF. #A2430554), I am declaring the animals known as **RIVER: L+2024 #1445, BLACK, F, N+, R+2026 NORTH HEIGHTS, RETRIEVER LAB MIX** as Prohibited Dangerous Animals that should be prohibited within the City of Appleton.

**IMMEDIATE ACTION IS REQUIRED:**

Because **RIVER: L+2024 #1445, BLACK, F, N+, R+2026 NORTH HEIGHTS, RETRIEVER LAB MIX** has been declared as Prohibited Dangerous Animals, you must not bring the animals into or keep the animals within the City of Appleton. You must immediately comply with this order, pursuant to City of Appleton Municipal Ordinance 3-134. You may arrange for the animals to be held outside of the City of Appleton, or the animals will be confined subject to Wis. Stat. 173.21. The pertinent section of the municipal code is attached to this document. This order is intended to protect against injurious results to human beings and domestic pets caused by unprovoked attacks by your animals. The location of the Prohibited Dangerous Animal needs to be communicated to the Appleton Police Department per AC 3-132 (I) NOTIFICATION.

# Approved Noise Variances 2024

Event Date	Time	Address	Event Name	Source of Noise	Contact Name	Contact Phone
Saturday, July 6, 2024	4:00pm-10:00pm	1025 N Badger Ave	Area 509	Amplified Music/Sound	Roxanne Adams	(920) 410-1405
Friday, July 12, 2024	7:00pm-10:00pm	211 S Walnut St	Fox River House	Amplified Music/Sound	Chris Rieger	(920) 737-4680
Saturday, July 13, 2024	4:00pm-6:30pm	211 S Walnut St	Fox River House	Amplified Music/Sound	Chris Rieger	(920) 737-4680
Friday, July 19, 2024	7:00pm-10:00pm	211 S Walnut St	Fox River House	Amplified Music/Sound	Chris Rieger	(920) 737-4680
Saturday, July 20, 2024	4:00pm-6:30pm	211 S Walnut St	Fox River House	Amplified Music/Sound	Chris Rieger	(920) 737-4680
Friday, July 26, 2024	7:00pm-10:00pm	211 S Walnut St	Fox River House	Amplified Music/Sound	Chris Rieger	(920) 737-4680
Saturday, July 27, 2024	4:00pm-6:30pm	211 S Walnut St	Fox River House	Amplified Music/Sound	Chris Rieger	(920) 737-4680
Monday, July 29, 2024	7:00pm-8:40pm	311 W Evergreen Drive	Womens Connection Night - Worship on the Lawn	Live Music	Mandy Stambuk	(920) 737-4969
Wednesday, July 31, 2024	6:00pm-10:00pm	115 S State St	McFleshman's: Live Music	Amplified Music/Sound	Danielle Kramer	(920) 574-6392
Thursday, August 1, 2024	11:00am-11:00pm	211 S Walnut St	Fox River House/Mile of Music	Amplified Music/Sound	Brad Kaster	(920) 527-8080
Friday, August 2, 2024	11:00am-11:00pm	211 S Walnut St	Fox River House/Mile of Music	Amplified Music/Sound	Brad Kaster	(920) 527-8080
Saturday, August 3, 2024	11:00am-11:00pm	211 S Walnut St	Fox River House/Mile of Music	Amplified Music/Sound	Brad Kaster	(920) 527-8080
Sunday, August 4, 2024	11:00am-11:00pm	211 S Walnut St	Fox River House/Mile of Music	Amplified Music/Sound	Brad Kaster	(920) 527-8080
Tuesday, August 6, 2024	5:00pm-7:00pm	Approved Special Event Sites	National Night Out	Amplified Music/Sound	Appleton Police Department	(920) 832-5500
Thursday, August 8, 2024	5:00pm-10:00pm	115 S State St,	McFleshman's: Live Music	Live Music	Danielle Kramer	(920) 574-6392
Friday, August 9, 2024	7:00pm-10:00pm	211 S Walnut St	Fox River House	Amplified Music/Sound	Chris Rieger	(920) 737-4680
Saturday, August 10, 2024	4:00pm-6:30pm	211 S Walnut St	Fox River House	Amplified Music/Sound	Chris Rieger	(920) 737-4680
Saturday, August 10, 2024	12:00pm-4:00pm	Pierce Park, 1035 W Prospect Ave	Miller Electric Family Picnic	Amplified Music/Sound	Gary Weismann	(414) 614-4736
Friday, August 16, 2024	7:00pm-10:00pm	211 S Walnut St	Fox River House	Amplified Music/Sound	Chris Rieger	(920) 737-4680
Friday, August 16, 2024	3:00pm-9:00pm	Pierce Park, 1035 W Prospect Ave	Lawrence School of Drumming Recital 2024	Live Music	David Lawrence	(920) 428-9622
Saturday, August 17, 2024	4:00pm-6:30pm	211 S Walnut St	Fox River House	Amplified Music/Sound	Chris Rieger	(920) 737-4680

# Approved Noise Variances 2024

Sunday, August 18, 2024	1:00pm-7:00pm	Jones Park, 301 W Lawrence St	Culture in the Valley	Amplified Music/Sound	Elijah Evans	(920) 288-2294
Wednesday, August 21, 2024	5:00pm-7:00pm	400 W College Ave	Fox Cities PAC Annual Partner Cookout	Live Music	Andrea Kuhlow	(920) 730-3785
Friday, August 23, 2024	7:00pm-10:00pm	211 S Walnut St	Fox River House	Amplified Music/Sound	Chris Rieger	(920) 737-4680
Friday, August 23, 2024	3:00pm-10:00pm	500 W Marquette St	St. Pius X Church Summer Festival	Amplified Music/Sound	Andy Miles	(920) 284-8676
Saturday, August 24, 2024	4:00pm-6:30pm	211 S Walnut St	Fox River House	Amplified Music/Sound	Chris Rieger	(920) 737-4680
Saturday, August 24, 2024	4:00pm-10:00pm	1025 N Badger Ave	Area 509	Amplified Music/Sound	Roxanne Adams	(920) 410-1405
Saturday, August 24, 2024	1:00pm-10:00pm	500 W Marquette St	St. Pius X Church Summer Festival	Amplified Music/Sound	Andy Miles	(920) 284-8676
Tuesday, August 27, 2024	6:00pm-10:00pm	1009 N Appleton Street	Neighborhood Concert	Live Music	Josh Lambrecht	(612) 703-0126
Tuesday, August 27, 2024	6:00pm-10:00pm	1014 N Superior Street	Neighborhood Concert	Live Music	Josh Lambrecht	(612) 703-0126
Tuesday, August 27, 2024	6:00pm-10:00pm	1021 N Oneida Street	Neighborhood Concert	Live Music	Josh Lambrecht	(612) 703-0126
Tuesday, August 27, 2024	6:00pm-10:00pm	1102 N Appleton Street	Neighborhood Concert	Live Music	Josh Lambrecht	(612) 703-0126
Tuesday, August 27, 2024	6:00pm-10:00pm	217 W Winnebago St	Neighborhood Concert	Live Music	Josh Lambrecht	(612) 703-0126
Tuesday, August 27, 2024	6:00pm-10:00pm	225 W Commercial Street	Neighborhood Concert	Live Music	Josh Lambrecht	(612) 703-0126
Tuesday, August 27, 2024	6:00pm-10:00pm	809 N Appleton Street	Neighborhood Concert	Live Music	Josh Lambrecht	(612) 703-0126
Tuesday, August 27, 2024	6:00pm-10:00pm	821 N Appleton Street	Neighborhood Concert	Live Music	Josh Lambrecht	(612) 703-0126
Tuesday, August 27, 2024	6:00pm-10:00pm	900 N Superior Street	Neighborhood Concert	Live Music	Josh Lambrecht	(612) 703-0126
Thursday, August 29, 2024	1:00pm-6:00pm	Elm Street block next to APD	Back to School Mural Celebration	Amplified Music/Sound	Appleton Police Department	(920) 832-5500
Saturday, August 31, 2024	6:00pm-10:00pm	1826 W Grant St	Private Party	Amplified Music/Sound	Robin Bricco	(920) 636-3614
Thursday, September 5, 2024	7:00pm-9:00pm	Houdini Plaza 100 W Lawrence St	The Contemporaries Launch Party	Live Music	Shawn Thiel	(920) 858-0249
Saturday, September 7, 2024	7:00pm-9:00pm	1213 Woodland Ct	Private Party	Live Music	Carmen Young	(608) 576-8139
Saturday, September 7, 2024	12:00pm-4:00pm	800 S Lawe St	Coffee Wizardz Summer Party	Live Music	Tawn Christen	(602) 561-2603
Friday, September 13, 2024	2:00pm-10:00pm	Jones Park, 301 W Lawrence St and 355 W Lawrence St	Irish Fest of the Fox Cities	Amplified Music/Sound	Mark Hudson	(920) 949-1583
Saturday, September 14, 2024	10:00am-10:00pm	Jones Park, 301 W Lawrence St and 355 W Lawrence St	Irish Fest of the Fox Cities	Amplified Music/Sound	Mark Hudson	(920) 949-1583

## Approved Noise Variances 2024

Sunday, September 15, 2024	3:00pm-7:00pm	3001 E Drake Lane	Private Party	Live Music	Rich Vezina	(920) 915-7047
Thursday, September 19, 2024	6:00pm-10:00pm	920 W Third St	Neighborhood Concert	Live Music	Brian Rahn	(715) 572-3825
Wednesday, September 25, 2024	6:00pm-7:00pm	Approved Special Event Route	2024 Appleton North High School Homecoming Parade	Live Music	Nate Werner	(920) 740-0643
Friday, October 4, 2024	5:30pm-6:30pm	Approved Special Event Route	Appleton East Homecoming Parade	Amplified Music/Sound	Jen Flannery-Bosin	(920) 915-3526
Friday, October 4, 2024	6:00pm-10:00pm	400 W College Ave	a la cARTE	Live Music	Andrea Kuhlow	(920) 730-3785
Saturday, October 5, 2024	1:00pm-6:00pm	115 S State St	Fox Valley Lagerfest	Amplified Music/Sound	Danielle Kramer	(920) 574-6392
Saturday, October 5, 2024	7:30am-12:00pm	Appleton Memorial Park 1620 E Witzke Blvd	Miles for Myeloma	Amplified Music/Sound	Mary Voss	(920) 428-2044
Tuesday, November 26, 2024	7:00pm-9:00pm	Approved Special Event Route	Downtown Appleton Christmas Parade	Amplified Music/Sound	Corey Otis/Meghan Warner	(920) 277-3534/ (920) 205-5255

08.2024

PUBLIC HEALTH

# NEWSLETTER

OF THE APPLETON PUBLIC HEALTH DEPARTMENT



## IN THIS ISSUE:

THRIVE Leadership Development

Our THRIVE Graduates

**VISION:** Health for all, together.

**MISSION:** Facilitate equitable community wellbeing through education, health promotion, and response to public health needs.

## 10 ESSENTIAL PUBLIC HEALTH SERVICES

Each month, the Appleton Health Department Newsletter features stories about how we are achieving each of the 10 Essential Public Health Services. This month, we focus on:

Essential Public Health Service #8: Build and support a diverse and skilled public health workforce

## THRIVE: CITY OF APPLETON LEADERSHIP

The City of Appleton's THRIVE program is an internal leadership development cohort created and facilitated by the City of Appleton's Human Resource Development and Training Coordinator, Mel Lewis. The program began six years ago and to date, more than 70 participants have graduated from the program.

The THRIVE program operates by identifying and supporting current and potential leaders from within every city department. THRIVE participants meet as a cohort and learn together over the course of a year, including a retreat, seven in-person classes, and a final graduation. Participants gain knowledge not only through the outside presenters, but also through networking opportunities that cross departmental boundaries.

The program's impact is clear: THRIVE graduates further develop leadership capabilities, the program proactively addresses leadership vacancies ahead of anticipated retirements among city staff, and many THRIVE graduates have advanced into leadership roles of City of Appleton departments and teams. Most notably, the cohorts encourage interdepartmental communication and sharing that "business-as-usual" doesn't make room for. The relationships leaders grow in the THRIVE program extend past graduation and result in better service for Appleton residents long after the cohort dissolves.

Looking forward, Mel hopes to continue to expand THRIVE to further support THRIVE graduates and maintain continued enrollment for new cohorts.

# APPLETON HEALTH DEPARTMENT THRIVE GRADUATES



**Jena McNeil, Public Health Nurse**

Leadership training has allowed me to grow as an employee and I feel that it has especially helped me in settings when providing and seeking feedback from community partners, residents and fellow employees. It increased the variety of ways I feel confident engaging with others and gaining their input.



**Sonja Jensen, Deputy Director and Nursing Supervisor**

THRIVE participation was a great way to get to know other City of Appleton employees and their department. In addition, I learned how important it is to invest in your team, to truly take the time to listen, and to build and maintain trust.



**Breanna Mekuly, Community Health Supervisor**

In my role as Community Health Supervisor, leadership often looks like listening. My team interacts daily with individuals lacking basic needs, along with organizations that address these needs. I listen to the community to hear the needs and assets in our area. I listen for the larger themes and then help guide our work accordingly. I listen for the needs of my staff to continue doing their job well and have a work-life balance. I praise as often as I can. My team knows I care deeply about the work we do and I know they do, too.



**Eric Maggio, Health Operations Supervisor**

THRIVE leadership training equips staff with the skills to develop and execute policies and programs that are responsive to the community's needs, which improves community well-being and service quality.



**Steve Kihl, Environmental Health Supervisor**

As regulatory officials, clear communication and consistency is essential to equitable enforcement. I try to lead by example when working with our regulated community.

## RESOURCES

[CDC-10 Essential Public Health Services -Full](#)



**Public Health**  
Prevent. Promote. Protect.



[BOARD OF HEALTH CALENDAR](#)