



City of Appleton

100 North Appleton Street
Appleton, WI 54911-4799
www.appleton.org

Meeting Agenda - Final Parks and Recreation Committee

Monday, June 10, 2024

6:15 PM

Council Chambers, 6th Floor

1. Call meeting to order

2. Pledge of Allegiance

3. Roll call of membership

4. Approval of minutes from previous meeting

[24-0700](#) Minutes of the May 20, 2024 Parks & Recreation Committee Meeting

Attachments: [Minutes of the May 20, 2024 Parks & Recreation Committee Meeting.pdf](#)

5. **Public Hearing/Appealances**

6. **Action Items**

[24-0341](#) Resolution #4-R-24 Sustainable Use of Pesticides

Attachments: [#4-R-23 Sustainable Use of Pesticides.pdf](#)

[Memo RE 4.R.24 Sustainable Use of Pesticides Response.pdf](#)

[24-0701](#) Request to Approve an amendment to the Houdini Plaza Lease Agreement

Attachments: [Houdini Plaza Lease Agreement Memo.pdf](#)

[24-0767](#) Adopt the Proposed Revised Agreements for Stormwater Ponds at Memorial Park and Reid Golf Course

Attachments: [Reid and Memorial Park Stormwater Pond Agreements Memo.pdf](#)

[Memorial Park Stormwater Agreement - Amended - CLEAN - 05-30-2024.pdf](#)

[Memorial Park Stormwater Agreement - Amended - REDLINE - 05-30-2024.pdf](#)

[Reid Stormwater Pond Agreement - Amended - CLEAN - 05-30-2024.pdf](#)

[Reid Stormwater Pond Agreement - Amended - REDLINED - 05-30-2024.pdf](#)

[2024 Stormwater Pond Market Value Analysis.pdf](#)

[24-0768](#) Adopt Resolution #2024-02 for the Wisconsin DNR IRA Urban Forestry Grant

Attachments: [WI DNR IRA Urban Forestry Grant Memo.pdf](#)

[24-0776](#) Approve updated Park Pavilions and Special Areas Policy

Attachments: [Park Pavilions and Special Areas Memo.pdf](#)

[2024 Pavilion Special Areas Policy - Redline - 6-5-2024_1.pdf](#)

7. Information Items

[24-0769](#) Reid Golf Course-May, 2024 Revenue & Expense Report

Attachments: [Reid Golf Course-May, 2024 Revenue & Expense Report.pdf](#)

8. Adjournment

Notice is hereby given that a quorum of the Common Council may be present during this meeting, although no Council action will be taken.

Reasonable Accommodations for Persons with Disabilities will be made upon Request and if Feasible.



City of Appleton

100 North Appleton Street
Appleton, WI 54911-4799
www.appleton.org

Meeting Minutes - Final Parks and Recreation Committee

Monday, May 20, 2024

6:15 PM

Council Chambers, 6th Floor

1. Call meeting to order

Chair Van Zeeland called the meeting to order at 7:19 p.m.

2. Pledge of Allegiance

3. Roll call of membership

Present: 5 - Van Zeeland, Schultz, Wolff, Jones and Smith

4. Approval of minutes from previous meeting

[24-0675](#)

Minutes of the May 1, 2024 Parks & Recreation Committee Meeting

Attachments: [Minutes of the May 1, 2024 Parks & Recreation Committee Meeting.pdf](#)

**Smith moved, seconded by Jones, that the Minutes be approved. Roll Call.
Motion carried by the following vote:**

Aye: 5 - Van Zeeland, Schultz, Wolff, Jones and Smith

5. Public Hearing/Appearances

6. Action Items

[24-0674](#)

Adopt the Proposed Revised Scheig Center and Gardens Rental and Fee Policy

Attachments: [Scheig Center and Gardens Rental and Fee Policy Memo.pdf](#)
[Scheig Center and Gardens Rental and Fee Policy - CLEAN.pdf](#)
[Scheig Center and Gardens Rental and Fee Policy - REDLINED.pdf](#)

Jones moved, seconded by Smith, that the Report Action Item be recommended for approval. Roll Call. Motion carried by the following vote:

Aye: 4 - Van Zeeland, Wolff, Jones and Smith

Nay: 1 - Schultz

7. Information Items

[24-0676](#)

Reid Golf Course-May, 2024 Revenue & Expense Report

Attachments: [Reid Golf Course-May, 2024 Revenue & Expense Report.pdf](#)

The Reid Golf Course-May, 2024 Revenue & Expense Report was presented.

8. Adjournment

Smith moved, seconded by Jones, that the meeting be adjourned at 7:29 p.m.

Roll Call. Motion carried by the following vote:

Aye: 5 - Van Zeeland, Schultz, Wolff, Jones and Smith

Resolution #4-R-24
Sustainable and responsible use of chemical pesticides

Submitted By: *Ald. Del Toro - District 4, Ald. Meltzer - District 2, Ald. Schultz - District 9*

Date: *March 20, 2024*

Referred To: *Staff*

Resolution Summary: The city of Appleton strives to be a good environmental steward and provide safe public places. As such the city has a responsibility to limit the use of known dangerous chemical pesticides in city-owned and managed spaces. This resolution identifies a living document list of chemical pesticides that will no longer be used by the city to manage pests and vegetation. This resolution also recognizes that these chemicals are commonly used by city-hired contractors, as such this resolution aims to limit what chemical pesticides contractors can use in city owned or managed properties. Finally this resolution provides an exception mechanism for extenuating circumstances, whereby the city must request

Whereas, the city of Appleton seeks to be a good environmental stewards and provide safe public spaces for the community, and

Whereas, the effects of pesticides (insecticides and herbicides) extend into human and environmental health, and are broadly documented in the scientific literature, and

Whereas, the city currently uses pesticides that that are potentially harmful to human and environmental health in managing city-owned properties and

Whereas, the city currently contracts with parties that commonly use know pesticides that are potentially harmful to human and environmental health

Therefore let it be resolved that the city recognizes that attached list (the attachment) of chemical pesticides as potentially harmful to human and/or environmental health. The city recognizes this list as a living document with allowable future additions or deletions to the list citing sufficient scientific evidence.

Therefore let it be further resolved that the city will no longer purchase or use chemical pesticides on the attachment list.

Therefore let it be further resolved, that the city will no longer contract services that include the use of the potentially dangerous chemical herbicides listed in the attachment that can potentially negatively impact the community's health and environment.

Therefore let it be further resolved, that the city will publicly release information regarding the chemical pesticides are used in city-owned property.

Therefore let it be further resolved, that exceptions to the ordinance may be formally requested by city staff and considered for approval by the city's board of health on a case-by-case basis. If approval is granted by the board of health the city must clearly communicate the use of chemical pesticides to the community users of public spaces.

Attachment List:

Chemical Compound	Toxicity to Human and/or Environment	Documented Effects
Atrazine	Human	Carcinogen, reproductive effects
1,3-Dichloropropene	Human	Carcinogen, respiratory side effects
2,4-D	Human	Skin rash, liver and kidney function, increased risk of cancer

Chlorpyrifos	Human and Environment	Hormonal disruptions, aquatic life
Glyphosate	Human and Environment	Non-Hodgkin's Lymphoma, kidney disease, nonselective impacts on invertebrates
Methomyl	Human and Environment	Nervous system effects, effects on many species including birds, mammals and fish
Metolachlor	Human and Environment	Liver function, Toxic to freshwater fish
Neonicotinoids	Human and Environment	Hormonal imbalance and toxic to pollinators
Paraquat	Human	Parkinson's Disease, multiple organ failure lung scaring
Pyrethroid	Human and Environment	Autism, cognitive deficiencies, Parkinson's Disease, toxic to pollinators and fish

--



CITY OF APPLETON

Office of the Mayor
Jacob A. Woodford
100 N Appleton St
Appleton, WI 54911
p: 920.832.6400
f: 920.832.5962
Mayor@appleton.org

MEMORANDUM

Date: May 17, 2024

To: Municipal Services and Parks & Recreation Committee; Common Council

From: Mayor Jake Woodford

Subject: Staff Response to Resolution 4-R-24 Sustainable Use of Pesticides

Enclosed you will find a compilation of staff responses to Resolution 4-R-24. As you will find across the 125 pages of analysis and information provided, this resolution stands to adversely affect the City's management of public land across the community. Furthermore, you will find that the City's existing policies and practices related to use of pesticides take great care to comply with product specifications, and in many cases, meet or exceed the strict standards of numerous local, state, and federal agencies and environmental NGOs.

The City of Appleton prides itself on being a leader in reducing environmental impact and carefully stewarding the community's resources. Any suggestion that the use of pesticides and herbicides by the City is not handled with the utmost attention to mitigating adverse effects on the people, flora, and fauna of our community does not take into account the information provided in this report. While we agree that minimizing use of chemicals that, used carelessly and inconsistently with product specifications, can and do harm the natural environment, the City of Appleton stands behind our processes and practices, which seek to avoid such harm in our community.

It is evident that further education for our Common Council on this matter would be beneficial – as evidenced by the substantial investment of legislative and administrative time demanded to research and discuss this subject over the last couple of years. Pursuant to this objective, staff has organized an opportunity for alders to join our experts in the field to learn more about our management practices in particularly sensitive areas of the City. All alders are strongly encouraged to participate in this opportunity.

In summary, staff recommend **denial** of Resolution 4-R-24, as its scope and implications are significant and not supported by best practices.

While there is a great deal of material in this report, please do take the time to review it carefully, as it required significant time and effort to assemble. As always, we are available to answer any questions that arise as you review and consider.



DEPARTMENT OF
**PUBLIC
WORKS**

MEMORANDUM

Date: May 15, 2024
To: Municipal Services and Parks & Rec Committee
From: Danielle Block, PE Director of Public Works
Peter Neuberger, PE Deputy Director of Public Works
Subject: DPW Comments Resolution 4-R-24 Sustainable Use of Pesticides

The resolution is likely to have a significant detrimental effect on the City's ability to perform certain operations within the public right-of-way. Chemical herbicides are a very important tool, among several others, that the Department of Public Works (DPW) staff and contractors use appropriately, responsibly, and after careful consideration to establish and maintain many acres of sustainable, cost-effective native plant communities in Appleton. These native plant communities represent a wealth of biodiversity, including populations of pollinators.

Here are factors to consider:

- Emerald Ash Borer treatments. EAB is an existential threat to all ash trees in the City that are not chemically inoculated against infestation. The City has an extensive program for inoculating ash trees within the public right-of-way and other City properties using an injected liquid insecticide.
- Wasp nest insecticide. When performing pruning, limbing, and tree removal work on terrace trees, City staff occasionally encounter the nests of wasps and other stinging insects. The safest and most cost-effective way to significantly reduce the threat of employee injury is to spray the nest with an appropriate insecticide. Alternative methods involving extensive Personal Protective Equipment (PPE) and physical removal of nests, which are often at great height, are available but are considered less safe and less cost-effective.

The above two examples in this section demonstrate the significant potential for the arrival, on occasion, of invasive species that quickly multiply to have a devastating ecological impact. Properly used pesticide sprays are often the best, most cost-effective, quickly deployable, and proven first line of defense toward eliminating or mitigating these impacts. This draft could delay or otherwise limit implementation of these tools.

- The City maintains an inventory of 94 stormwater management sites including ponds, biofilters, and channels. This number is expected to grow in the future. The City uses a variety of spray herbicides to control invasive species populations at these sites, often to maintain and improve native landscaping that provides excellent habitat for pollinators and other diverse species. Alternative methods of control such as spot mowing and hand

pulling are already employed when deemed appropriate based on species, scale, and other factors. Elimination of herbicide use such as Glyphosate and 2,4-D at these areas has the potential to greatly increase the expense of maintaining and initially establishing these areas, depending on site conditions.

- City staff and contractors have significant expertise in the regulations and practices for avoiding overuse and misuse of proposed prohibited chemical applications within rights-of-way and other areas. Broad restrictions on use of chemicals within this context could limit access to valuable tools that City staff currently employ effectively to provide high levels of services enjoyed by its citizens in a responsible and cost-effective manner.
- EPA guidance such as that found on the EPA website for Introduction to Pesticide Labels, states, “Unlike most other types of product labels, pesticide labels are legally enforceable, and all of them carry the statement: ‘It is a violation of Federal law to use this product in a manner inconsistent with its labeling.’ In other words, “the label is the law.” This information provides a good example of the existing protections already provided by EPA regulations for proper use of pesticides, which are product specific.
- The State of Wisconsin through DATCAP ACTCP 29.50 currently regulates pesticides similarly:
 - ATCP 29.50(1)(a)[Negligent use. No person may do any of the following:] Use or direct the use of a pesticide in a negligent manner, or in a manner inconsistent with the pesticide label.
 - ATCP 29.50(2)(2) Overspray and drift.
 - (a) No person may use or direct the use of a pesticide in a manner that results in pesticide overspray or significant pesticide drift. This paragraph does not apply to mosquito control applications, made by, or under the direction of, a governmental entity for public health purposes, that use proper mosquito control application methods.
 - (b) The application of pesticide outside the target application site is presumed to be the result of pesticide drift unless there is evidence of pesticide overspray.
 - (c) Pesticide drift is significant, under par. (a), if there is credible evidence that it has moved outside the target application site in any of the following amounts:
 - 1. Amounts that cause actual harm to persons, property, or the environment.
 - 2. Amounts that could potentially harm persons, property, or the environment under any reasonably foreseeable circumstances, regardless of whether an actual exposure or harm has occurred.

March 15, 2024

Peter Neuberger - Deputy Director of Public Works
CITY OF APPLETON
100 North Appleton Street – Floor 5
Appleton, WI 54911
Peter.Neuberger@Appleton.org

RE: Glyphosate Use

Dear Mr. Neuberger:

Per your request, NES Ecological Services (NES) – A Division of Robert E. Lee & Associates, Inc. has assembled the below information to help clarify the reason for utilizing glyphosate for maintaining natural areas throughout the City of Appleton.

Glyphosate is a widely used chemical available for over-the-counter purchase by any individual wanting to buy it. Homeowners often use the non-selective herbicide to treat weeds in their driveways, sidewalks and mulch beds. NES ecologists use the chemical to help control and eradicate invasive, herbaceous and woody perennial species that degrade native plantings. Target species include but are not limited to reed canary grass (*Phalaris arundinacea*), giant reed grass (*Phragmites australis*), wild parsnip (*Pastinaca sativa*), spotted knapweed (*Centaurea stoebe*), thistle (*Cirsium spp.*) and common buckthorn (*Rhamnus cathartica*). Wisconsin Department of Natural Resource (WDNR) staff also use glyphosate to help control these and other species within State Natural Areas and Parks. Since the WDNR is applying within public spaces, the agency asked Dr. Mark Renz (University of Wisconsin Professor and Extension Weed Specialist) to provide his professional opinion on the use and general safety of glyphosate (see attached correspondence letter). WDNR staff have relied on Dr. Renz's opinion to continue their use of the chemical. The agency has also developed a chemical fact sheet to help educate the public.

In addition to the WDNR, other agencies, municipalities and non-profit groups that allow and, in some cases, require the use of glyphosate to control invasive species include:

- U.S. Fish and Wildlife Service
- Wisconsin Department of Transportation
- City of Green Bay
- City of Oshkosh
- Village of Bellevue
- Door County Land Conservation Department
- Baird Creek Preservation Foundation
- Door County Land Trust
- The Nature Conservancy
- University of Wisconsin Green Bay

The above groups are either existing NES clients or organizations that have requested bids to control invasive species using chemicals. These are just a small subset of groups throughout Northeast Wisconsin that allow the use, and in some cases require the use, of chemicals such as glyphosate to control certain invasive species.

Our ecologists are very aware of the damage herbicides pose to the environment, especially if used incorrectly including at a rate higher than recommended on the label. Our staff's goal is to utilize the least amount of chemical possible to achieve control. These actions benefit both the environment and overall costs since less chemical is utilized. Unlike large scale farming operations and golf courses, our herbicide applications are very target specific with herbicide applied using primarily backpack sprayers. In cases where invasive plant density is very low, hand wicking of individual plants is conducted. The NES team is highly skilled at plant identification which helps ensure that desirable plants are not negatively impacted during the herbicide work. NES applicators are certified and licensed in the appropriate categories, such as Forestry, Right-of-Way & Natural Areas and Aquatic & Mosquito as required by Wisconsin state law and we have the required business license, all of which are listed below.

NES: Business License (93-015942-012926)

Wisconsin Pest Control Pollutant Discharge Permit (WPDES) for Aquatic Plants, Algae, and Pathogens (WI-0064556-2-01)

Individual Licenses

Full-time Staff

Nick Kintopf (Certification #106026)

- Category 5.0 – Aquatic & Mosquito
- Category 6.0 – Right-of-Way & Natural Areas

Thomas Gerbyshak (Certification #090718)

- Category 5.0 – Aquatic & Mosquito
- Category 6.0 – Right-of-Way & Natural Areas

Mark Linder II (Certification #78465)

- Category 5.0 – Aquatic & Mosquito
- Category 6.0 – Right-of-Way & Natural Areas

Shannon McClusky (Certification #103584)

- Category 2.0 - Forestry
- Category 5.0 – Aquatic & Mosquito
- Category 6.0 – Right-of-Way & Natural Areas

Steven Essex (Certification #111197)

- Category 5.0 – Aquatic & Mosquito
- Category 6.0 – Right-of-Way & Natural Areas

Ian Mueller (Certification #112155)

- Category 5.0 – Aquatic & Mosquito
- Category 6.0 – Right-of-Way & Natural Areas

Dustin Sablich (Certification #111931)

- Category 5.0 – Aquatic & Mosquito
- Category 6.0 – Right-of-Way & Natural Areas

Noelle Vallee (Certification #300211)

- Category 5.0 – Aquatic & Mosquito
- Category 6.0 – Right-of-Way & Natural Areas

Seasonal Staff**Wess Willette** (Certification #300291)

- Category 5.0 – Aquatic & Mosquito
- Category 6.0 – Right-of-Way & Natural Areas

Alex Summernote (Certification #116784)

- Category 1.1 – Field & Vegetable Crops
- Category 5.0 – Aquatic & Mosquito
- Category 6.0 – Right-of-Way & Natural Areas

Kailey Bauldry (Certification #118663)

- Category 5.0 – Aquatic & Mosquito
- Category 6.0 – Right-of-Way & Natural Areas

Not all species require the use of chemicals for successful control. If certain annual or biennial species are present such as Sweet Clover (*Melilotus alba/Melilotus officinale*), Bull thistle (*Cirsium vulgare*), wild carrot (*Daucus carota*), NES staff will either hand pull plants or mow the populations. These actions will destroy the plant and prevent reproduction while reducing chemical use. Prescribed burning is also utilized to setback many of the undesirable species found within native plantings; however, some of the species initially mentioned such as reed canary grass and *Phragmites* have such robust root systems that mowing and burning do not reduce their populations as well as chemicals do. In addition to the above non-chemical management options, NES has utilized bio-control to reduce invasive plant populations. Unfortunately, there are very limited and approved bio-control options available. However, NES has successfully used beetles to control purple loosestrife (*Lythrum salicaria*) and we are working to expand the possible use of other insects to control spotted knapweed and leafy spurge (*Euphorbia esula*). Although we use alternative methods as much as possible, some species are controlled more effectively using chemicals such as glyphosate. Alternative methods are often times less successful and are more costly. If certain species are not controlled with chemicals and allowed to spread, the desired native species found within the stormwater plantings will be outcompeted. The loss of native plant diversity and density then directly impacts wildlife species including pollinators.

Please call me if you have any questions or need any further information.

Sincerely,

NES ECOLOGICAL SERVICES – A DIVISION OF ROBERT E. LEE & ASSOCIATES, INC.



James Havel
Division Manager
Senior Ecologist
jhavel@releeinc.com

JRH/jrh

ENC.



January 19, 2020

WI DNR Pesticide Use Advisory Team

This Pesticide Assessment was conducted at the request of the Wisconsin Department of Natural Resources (WI DNR). The Department Pesticide Use Team requested that Dr. Mark Renz (University of Wisconsin Professor and Extension Weed Specialist) review and summarize aspects of active ingredients commonly used for unwanted plant control in forests and natural areas and provide his **professional opinion** on the risks and value of this active ingredient compared to other commonly used practices. For more detailed information about this active ingredient, please consult the [US Environmental Pesticide Agency](#) or [National Pesticide Information Center](#). Pesticide labels are the law and must be followed.

Per your request, I am providing information to consider when determining if glyphosate should continue to be listed as a general pesticide for use on Wisconsin Department of Natural Resources lands. My comments are related to the specific assessment considerations that you wanted me to consider. All of my toxicological information is taken directly from the US EPA or the National Pesticide Information Center unless otherwise noted. I have listed links to these resources at the end of this letter.

Glyphosate is a non-selective herbicide providing control of a range of broadleaf and grass weeds and brush in agriculture, forestry, industrial, lawn, garden, and aquatic environments. It is applied to foliage of plants that are actively growing and directly to cut surfaces. It has been registered for use since 1974 and is currently the most widely used pesticide in the world. It is used by Wisconsin DNR for agricultural weed control, maintaining bare ground areas (rights of way/parking lot), and for invasive plant control (aquatic and terrestrial). While alternatives exist to this product its effectiveness on a wide range of species (especially perennials) in combination with its limited bioavailability after application make this an herbicide with high utility. It is also inexpensive. Many (> 200) different products are available which use three main formulations: technical grade glyphosate (acid), glyphosate isopropylamine, and glyphosate ammonium salts. Of these, the isopropylamine salt is most commonly used in formulated products.



Assessment Considerations

1. What are the human health risks (applicator and the public)? Glyphosate has been found to have low acute toxicity to animals and humans. Studies have found acute toxicity (dermal, when ingested, inhalation) were similar or safer than caffeine. Chronic toxicity has been widely debated. Data, from animal toxicity implicate it to be potentially a carcinogen but the majority of research shows no linkage between glyphosate and cancer. The USEPA recently (2017) re-evaluated data and determined that glyphosate is “not likely to be carcinogenic to humans.” Other country/regional pesticide agencies agree with this decision (e.g. European Union) but an international agency has classified it as a probable carcinogen (International Agency for Research on Cancer=IARC). A recent meta-analysis (2019) found a link between glyphosate exposure and increased risk to non-hodgkins lymphoma (Zhang et al. 2019). While this study agrees with IARC’s classification they only used data from individuals who had high levels of glyphosate exposure in their analysis. Other reports have shown that these high exposures are consistent with individuals who do not wear protective equipment recommended on the label (Acquavella et al. 2004). While research continues to evaluate the risk of cancer from glyphosate exposure the current body of scientific information does not suggest health risks to applicators or the public if applied following the restrictions of the label and using the recommended personal protection equipment.
2. What are the potential negative environmental impacts and risks?
 - **Environmental fate:** Glyphosate persists in the environment to varying degrees based on the environment. In soil, this molecule degrades by microbes with half-lives between 2 to 197 days depending on soil type, with typical half-life of 47 days. Longer persistence in soil is observed under anaerobic conditions. Glyphosate adsorbs tightly to the soil and is not bio-available in soil. Glyphosate breaks down in water with half-lives between 1-91 days. Longer persistence in water is associated with binding to sediments under anaerobic conditions. The primary pathway for glyphosate degradation is from microbes which products AMPA and glyoxylic acid. These are further degraded to carbon dioxide. Glyphosate and degradates have low potential to leach and contaminate groundwater due to its high affinity to soil/organic matter. Potential for surface water contamination is present from aquatic uses of



glyphosate but due to dilution and safety to wildlife it is unlikely to have any impacts. Volatilization of glyphosate is not expected due to its physical properties.

- **Risk to organisms:** glyphosate is practically non-toxic or slightly toxic to birds, freshwater fish, invertebrates, and estuary and marine organisms and practically non-toxic to honeybees and earthworms. Some formulated products that contain the surfactant POEA known as MON 0818 which is moderately toxic to very highly toxic to freshwater fish and frogs therefore these products contain the statement "This pesticide is toxic to fish" on the label and those products are not registered for use in aquatic systems. Formulations are available for aquatic environments that do not contain this surfactant. It is believed that terrestrial applications will be bound to the soil or organic matter or diluted to a degree if transported via surface water and not pose a risk to these species. Using buffer strips and limiting spray drift could further limit this impact.

In summary this product is widely used in Wisconsin and does persist in the environment but is rarely bio-available due to its high affinity to soils and organic matter. While widely studied, the current body of knowledge does not suggest that applicators or citizens are at risk from its use if label directions are followed (PPE and restricted entry intervals). While some wildlife are sensitive to formulations that contain the surfactant POEA, these products are only registered in areas that will limit exposure of these sensitive species. Given these facts and the limited use by WI DNR compared to nearby lands (agriculture) I am confident that, if the label is followed, limited to no impacts to the environment will occur due to WI DNR use.

3. How effective is the proposed pesticide for the proposed target(s)? Glyphosate based herbicides are effective on a wide range of species. Due to its wide use in agriculture and urban environments and cost in combination with limited bioavailability make it an effective and flexible tool for WI DNR land managers compared to other products.
4. What is the specificity of the proposed pesticide to the proposed target(s)? Glyphosate is a non-selective herbicide that can be applied to foliage or directed to the stem. Its main use in natural areas is to control unwanted perennial and annual vegetation. Often applications are



used to prepare a location for restoration events where desirable plants are established shortly after application.

5. Is there a need for a maximum application site frequency and/or area other than specified on the product label? No.
6. Is there another pesticide and/or Integrated Pest Management (IPM) technique that should be considered in-lieu of the proposed pesticide? Several other products exist that will provide similar results, but they often have a higher cost, environmental concerns, and/or greater non-target impacts. Details would be site and species specific. Other techniques to be considered include removal, grazing, burning, and repeated mowing. These techniques have positive and negative attributes which would need to be considered compared to herbicide use but most often these non-chemical treatments either result in a large amount of disturbance (removal) or need to be repeated multiple times to obtain similar levels of success as the use of glyphosate.
7. Other Considerations:None.

<http://npic.orst.edu/factsheets/archive/glyphotech.html>

<https://www.regulations.gov/contentStreamer?documentId=EPA-HQ-OPP-2009-0361-2344&contentType=pdf>

Acquavella JF, Alexander BH, Mandel JS, Gustin C, Baker B, Chapman P, and Bleeke M. 2004. Glyphosate biomonitoring for farmers and their families: results from the Farm Family Exposure Study. *Journal of Environmental Health Perspective*. 2004 Mar; 112: 321–326.

Zhang L, Rana I, Shaffer R, Taioli E., and Sheppard L. 2019. Exposure to glyphosate-based herbicides and risk for non-Hodgkin lymphoma: A meta-analysis and supporting evidence. *Mutation Research/Reviews in Mutation Research* 781:186-206.

Feel free to contact me if you have any specific questions with regards to this information.



Sincerely,

A handwritten signature in blue ink, appearing to be 'M. Renz', written over a horizontal line.

Mark Renz PhD
Extension Weed Scientist
Agronomy Dept., University of Wisconsin-Madison
email: mrenz@wisc.edu
Office: 608 263-7437

GLYPHOSATE CHEMICAL FACT SHEET

Formulations

Glyphosate is a commonly used herbicide that is used in both aquatic and terrestrial sites. It was first registered with the U.S. EPA for use in 1974 and is currently under registration review. An interim registration review decision was released in 2020. Different formulations of glyphosate are available, including isopropylamine salt of glyphosate and potassium glyphosate. It is labeled for control of emergent vegetation using direct foliar application. Commercial formulations approved for aquatic use in Wisconsin include AquaPro®, Imitator®, GlyphoMate® and Roundup® Custom for Aquatic & Terrestrial Use.* Most glyphosate-based products are solely intended for terrestrial use and are highly toxic to aquatic life. The use of glyphosate-based herbicides in aquatic environments that are not approved for aquatic use is a violation of federal and state pesticide laws.

Aquatic Use and Considerations

Glyphosate is a systemic herbicide (i.e., it moves throughout the plant tissue). It is a WSSA Group 9 herbicide, meaning that the mechanism of action is by inhibiting enolpyruvyl shikimate-3-phosphate synthase, an important enzyme needed for multiple plant processes including growth. Following treatment, plants will gradually wilt, appear yellow, and decompose in approximately two to seven days. It may take up to 30 days for effects to become apparent on woody species.

It is important to note that repeated use of herbicides in the same WSSA group (i.e., with the same mechanism of action) can lead to herbicide-resistant plants, even in aquatic

environments. In order to reduce the risk of developing resistant genotypes, avoid using the same type of herbicides year after year, and utilize effective integrated pest management strategies as part of any long-term control program.

Glyphosate is only effective on plants that are actively growing above the water. It will not be effective on submerged aquatic plants, nor will it control regrowth from seed. Glyphosate treatments may not be as effective if applied when plants are growing poorly, which may occur due to drought stress, disease, or insect damage.

To avoid drift, application is not recommended when winds exceed 5 mph. In addition, excessive speed or pressure during application may allow spray to drift and must be avoided. Care must be used when applying glyphosate to prevent injury or death to nontarget plants. Broadcast spray treatment can be ineffective if surrounding nontarget plants are killed since the target species can rapidly recolonize the newly cleared area.

An alternative method of glyphosate application for small stands is painting cut stems with glyphosate using a wick-type applicator. This method is effective, albeit time intensive. The herbicide will travel from the cut stem down into the roots and kill the remaining portion of the plant. With some species, such as non-native phragmites (*Phragmites australis* subsp. *australis*), it is important to remove the cut vegetation to avoid re-rooting from the cut material that is not treated with herbicide.

Unless the glyphosate product used includes a pre-mixed surfactant, chemical applicators must mix a surfactant approved for aquatic sites with glyphosate before application. A surfactant helps the herbicide “stick” to the plant surfaces and increases the rate of

* Product names are provided solely for your reference and should not be considered exhaustive nor endorsements.

absorption. Not all surfactants are approved for use in aquatic environments, and some may be toxic to aquatic organisms; the surfactant labels must be carefully read and followed.

Application should be avoided when heavy rain is predicted within six hours, as rainfall may wash herbicide off plant exterior.

Glyphosate is labeled to control invasive reed canary grass (*Phalaris arundinacea*), cattails (*Typha* spp.), purple loosestrife (*Lythrum salicaria*) and non-native phragmites (*Phragmites australis* subsp. *australis*)[†]. Glyphosate is also labeled to control native waterlilies (*Nymphaea* spp. & *Nuphar* spp.)[†].

Post-Treatment Water Use Restrictions

Most aquatic forms of glyphosate have no post-treatment restrictions on water use for swimming, irrigation, or fishing. However, potable water intakes within one-half of a mile of application must be turned off for 48 hours after treatment or until glyphosate levels reach below 0.7 parts per million.[†]

Herbicide Degradation, Persistence and Trace Contaminants

Glyphosate is primarily broken down by microbes. The half-life of glyphosate (the time it takes for half of the active ingredient to degrade) is between 3 and 133 days, depending on environmental conditions. Glyphosate disappears quickly from the water column due to water dispersal and sediment binding. It adsorbs strongly to sediment particles, so leaching into groundwater is unlikely. The primary breakdown product of glyphosate is aminomethylphosphonic acid (AMPA), which is also degraded by microbes and is immobile once bound to sediment. However, AMPA is much more persistent in sediment than glyphosate; its half-life ranges from 119 to 958 days.

[†] May vary by formulation, application rate, and/or product. Every product label must be carefully reviewed and followed by the user.

Impacts on Fish and Other Aquatic Organisms

Since the mechanism of action involves an enzyme that isn't found in animals, glyphosate has low toxicity to animals. Glyphosate is rated practically non-toxic to slightly toxic to freshwater fish, freshwater invertebrates and birds. However, some formulations of glyphosate may be moderately toxic to fish due to the presence of an inert ingredient. As with all herbicide applications, it is important to read and follow all label instructions to prevent adverse environmental impacts.

Human Health

Most glyphosate-related health concerns for humans involve applicator exposure, exposure through drift and surfactant exposure. Some adverse effects from direct contact with the herbicide include temporary symptoms of dermatitis, eye ailments, headaches, dizziness and nausea. Wear proper personal protective equipment and follow label instructions while handling.

The U.S. EPA has determined that glyphosate does not pose any long-term health risks to humans when used according to label directions and established tolerance levels.

For Additional Information

U.S. Environmental Protection Agency (EPA)
Office of Pesticide Programs
epa.gov/pesticides

Wisconsin Department of Agriculture, Trade,
and Consumer Protection
datcp.wi.gov/Pages/Programs_Services/ACMOOverview.aspx

Wisconsin Department of Natural Resources
608-266-2621
dnr.wi.gov/lakes/plants

Wisconsin Department of Health Services
dhs.wisconsin.gov

National Pesticide Information Center
1-800-858-7378
npic.orst.edu





Pesticide Regulation

Prepared by: Ethan Lauer, Staff Attorney

A pesticide is any substance designed, intended, or labeled for use in controlling pests or as a plant regulator, defoliant, or desiccant. The term pesticide generally includes such substances as herbicides, insecticides, fungicides, and rodenticides. Pesticides are regulated by both federal and state law, but generally not by local ordinance in Wisconsin. Applicable federal and state regulations include requirements related to labeling, application, and amount of residue allowable on food intended for human or animal consumption.

FEDERAL REGULATION

Pesticides are regulated at the federal level primarily by two laws: the Federal Insecticide, Fungicide, and Rodenticide Act (FIFRA); and the Federal Food, Drug, and Cosmetic Act (FFDCA). The U.S. Environmental Protection Agency (EPA) administers both laws.

FIFRA

Under FIFRA, a person generally may not sell or distribute a pesticide within the United States unless it has been registered in accordance with the act, although EPA may grant exceptions to this restriction for certain experimental or emergency uses. EPA must review each registration every 15 years.¹

In addition to satisfying requirements relating to efficacy and labeling, a pesticide proposed for use by the general public must also be found by EPA to perform its intended function without unreasonable adverse effects on the environment. Under the act, “unreasonable adverse effects on the environment” means: (1) any unreasonable risk to humans or the environment, taking into account economic, social, and environmental costs and benefits; or (2) a human dietary risk from pesticide residues in or on any food.²

If EPA determines that a pesticide may cause unreasonable adverse effects on the environment if used without additional restrictions, it must classify the pesticide as a restricted use pesticide. These pesticides are not available for use by the general public. Commercial application of restricted use pesticides may require protective gear and special training by the applicator.³

A further registration prerequisite applies if a pesticide is intended to be used on food, animal feed, or food or feed crops, or if its intended use could reasonably be expected to result in pesticide residue remaining on such food or feed. In such cases, the pesticide may not be registered unless the EPA has issued a tolerance under FFDCA.⁴

FFDCA

Under FFDCA, EPA must establish a tolerance for any pesticide chemical residue on or in food. A food that bears or contains a residue in a quantity that exceeds the limits of a tolerance is considered adulterated and therefore may not be manufactured or introduced into interstate commerce.⁵

The tolerance is the maximum safe amount of residue that may be present. Under the act, “safe” means that EPA has determined that there is a reasonable certainty that no harm will result from aggregate exposure to the pesticide chemical residue, including all anticipated dietary exposures and all other exposures for which there is reliable information. EPA may establish a tolerance on its own initiative or in response to a petition.⁶

STATE REGULATION

States may not allow the sale and use of a pesticide that is prohibited by FIFRA and may not create labeling or packaging requirements that are in addition to or different from those imposed by FIFRA. Beyond those limitations, however, a state generally is allowed to regulate the sale and use of pesticides.⁷

Wisconsin has enacted certain restrictions, such as an annual licensing requirement for producers and distributors of pesticides. The Department of Agriculture, Trade, and Consumer Protection (DATCP) has prohibited the use of certain pesticides, established special use permits for others, and created a landscape pesticide registry through which a person may receive notification of a pending commercial application of pesticides to neighboring lawns. The Department of Natural Resources regulates the use of certain pesticides that could constitute a serious hazard to wild animals.⁸

LOCAL REGULATION

Units of local government in Wisconsin presently have very limited authority to impose their own pesticide regulations because of state law. When a pesticide applicator in 1985 challenged an ordinance of the Town of Casey (Washburn County) that required a town permit for aerial spraying of pesticides on private lands, the U.S. Supreme Court held that FIFRA did not preempt local regulation of pesticides. A change in state law in 1993, however, explicitly preempted most local regulation.⁹

The relevant state law enumerates the following nine actions that a local government may take by ordinance:

- Regulate pesticide use on property which the political subdivision owns.
- Zone areas with respect to pesticide manufacturing, distribution, and disposal.
- Implement any regulation of pesticides that the political subdivision is required by federal law or other state laws to implement.
- Implement a cooperative agreement with EPA regarding enforcement of FIFRA and training and certifying applicators under that law.
- Prohibit conduct that is prohibited under specified provisions of state pesticide law or under FIFRA.
- Require that, when notification of pesticide use is required by state or federal law, notification of that use be given to the political subdivision.
- Set standards for fire prevention in the storage of a pesticide that poses a fire hazard.
- Regulate pesticides pursuant to a storm water management program that is consistent with a specified federal regulation.
- Regulate the storage, treatment, or disposal of solid waste containing pesticides, pesticide containers, or pesticide residues.¹⁰

In addition, the state law has been judicially interpreted as not preempting local regulation of the fertilizer component of a product that is both a pesticide and a fertilizer.¹¹

¹ 7 U.S.C. s. 136a (a), (b), (c) (5), and (g) (1) (A); 40 C.F.R. s. 152.15.

² 7 U.S.C. ss. 136 (bb) and 136a (d) (1) (B).

³ 7 U.S.C. s. 136a (d) (1) (c); 40 C.F.R. s. 152.160 (b).

⁴ 40 C.F.R. s. 152.112 (g).

⁵ 21 U.S.C. ss. 331 (a) and (g) and 342 (a) (2) (B).

⁶ 21 U.S.C. s. 346a (a) (1), (b) (1), and (b) (2) (A) (ii).

⁷ 7 U.S.C. s. 136v.

⁸ ss. 94.68 (1) (intro.) and 94.685 (1), Stats.; ss. ATCP 29.56 (6), 30.05, and 30.10, Wis. Adm. Code.

⁹ s. 94.701 (3) (a), Stats.; *Wisconsin Pub. Intervenor v. Mortier*, 501 U.S. 597 (1991).

¹⁰ s. 94.701 (3) (b) and (c), Stats.

¹¹ s. 94.701 (3) (b), Stats.; *Croplife America, Inc. v. City of Madison*, 432 F.3d 732 (7th Cir. 2005).



CITY OF APPLETON

Department of Public Health
100 North Appleton Street
Appleton, WI 54911
p: 920.832.6429
f: 920.832.5853
www.appleton.org/health

MEMORANDUM

Date: May 15, 2024
To: Municipal Services and Parks & Rec Committee
From: Charles E Sepers, Jr., PhD, MPH, Health Officer/Director Department of Public Health
Subject: Department of Public Health Comments on 4-R-24 Sustainable Use of Pesticides

The application of lawncare chemicals in the form of herbicides and pesticides is a highly regulated activity at both the State and Federal levels through rigorous regulation and enforcement. Based on a cursory review of these regulations and enforcement activity, combined with the vast infrastructure around oversight—including the Federal Insecticide, Fungicide, and Rodenticide Act (FIFRA) Scientific Advisory Panel—the Appleton Health Department does not recommend additional regulation at the municipal level through resolution or related ordinance.

Attached you will find the citations and associated statutes and regulations placed on this issue at the State and Federal level.

Recommended action: The Appleton Health Department does not recommend the adoption of Resolution 4-R-24 Sustainable Use of Pesticides

Pesticide Drift/Overspray Defined

Drift is movement of pesticide in air currents or by diffusion onto property beyond the boundaries of the target area; it may occur either as solid or liquid particles or as vapors. Pesticide drift, like overspray, often implies a lack of due care on the part of the applicator. You are responsible for confining pesticide applications to the target area, and for taking precautions to prevent unwanted exposure to persons or to property of others.

By Wisconsin law (ATCP 29), significant pesticide drift is considered negligent, and you can be prosecuted for the results of drift that goes off-site. Significant pesticide drift is an amount which:

- Is readily visible, or
- Moves to areas outside the target area and either causes actual harm or could conceivably cause harm to persons, property, or the environment.

The available scientific information about the pesticide also will be used to determine its effects on persons, property, and the environment. By prohibiting "significant" pesticide drift, the WDATCP does not condone, encourage, or give advance authorization to lesser forms of drift as being legitimate side effects of pesticide applications. **The WDATCP investigates all complaints of pesticide drift, and, where drift can be proven, takes some form of enforcement or corrective action: Under ATCP 29, the WDATCP is directed to seek equivalent enforcement sanctions for pesticide overspray and drift violations in cases involving human exposure.**

Groundwater Protection Rules

Wisconsin has multi-agency approach to groundwater protection. ATCP 31 establishes the WDATCP's regulatory program for the prevention and control of groundwater contamination. The rule creates two guidelines to limit the presence of pesticides in groundwater: enforcement standards (ES; the maximum levels allowed in groundwater) and preventive action limits (PAL; set at a percentage of the enforcement standard). When contamination approaches the PAL, the party responsible must implement connective measures to prevent further contamination. Groundwater in which an ES is exceeded is unsafe for human consumption.

The DNR also has rules to govern groundwater protection. Chapter NR 140 establishes groundwater quality standards for substances detected in or having a reasonable probability of entering the state's groundwater. Many of the substances for which the DNR has established public health groundwater standards are pesticide active ingredients.

Landlords Responsibilities/Tenant Protection

Often landlords or their employees apply pesticides in rental housing to get rid of bedbugs, cockroaches, or other pests. Landlords or their employees do not need to be certified and licensed to apply pesticides, if all of the following apply:

- They make applications to property they own
- Do not accept payment for the application
- Use only general use (over-the-counter) pesticides

The label is the law.

You are responsible for reading the pesticide product label and following all the instructions for use – where to apply the product, how much to apply, how often to apply it, and what pests to use it on. If you assign an employee to apply the pesticide, you are responsible for educating them on the label requirements and ensuring that those requirements are followed."

Wisconsin law requires that you leave the following written information for your tenants when making an application to their residential structure:

- Name and address of the person who applied the pesticide.

- Telephone number where residents can get more information.
- What was applied (brand name, product name or common chemical name).
- Amount applied.
- Post-application precautions, such as time before re-entry to the treated area.
- If such a re-entry time is listed on the label, you must also post a warning sign at each entrance to the treated area.
- Date, starting and ending time of the application.
- Notice that a copy of the label is available on request.
- Specific description of where you applied the pesticide. For example, do not say “kitchen.” Say “behind the stove and under the sink.”

These requirements only apply to applications of a pesticide, other than a germicide, sanitizer, or disinfectant, to a residential structure where the pesticide applicator does not reside.

Landscape applications are not covered by these requirements in ATCP 29.55(3). To receive advanced notice of commercial for hire landscape pesticide applications, please see DATCP's landscape registry.

FIFRA Scientific Advisory Panel

The Federal Insecticide, Fungicide, and Rodenticide Act (FIFRA) Scientific Advisory Panel (SAP) is composed of biologists, statisticians, toxicologists and other experts who provide independent scientific advice to the EPA on a wide-range of health and safety issues related to pesticides.

As the nation’s primary pesticide regulatory agency, EPA makes decisions on a wide-range of pesticide uses in the United States. These decisions require that EPA review scientific data on risks that pesticides pose to wildlife, farm workers, pesticide applicators, and the general public through diet and exposure in homes, schools, parks, pools and golf courses.

The scientific data involved in these decisions is complex, so to make the best decisions possible, EPA often seeks technical advice from outside the Agency by consulting the members of the FIFRA SAP.

Federal Pesticide Regulations and Laws

The Code of Federal Regulations (CFR) is a codification of rules published in the Federal Register (the official daily publication for rules) by the Executive departments and agencies of the Federal Government. The CFR is divided into 50 titles that represent broad areas subject to Federal regulation. The CFR may be searched on line at: <http://www.ecfr.gov/>

Commercial Driver's License (CDL) Standards, Code of Federal Regulations, Title 49, part 383.

Comprehensive Environmental Response Compensation and Liability Act (CERCLA), Code of Federal Regulations, Title 40, parts 300-302. For information on CERCLA, call 800-424-9346.

Federal Insecticide, Fungicide and Rodenticide Act (FIFRA), Code of Federal Regulations, Title 40, parts 152-186. For information on FIFRA check the website at: <https://www3.epa.gov/>

Hazard Communication Standard (HCS), Code of Federal Regulations, Title 29, part 1910.1200. For information on HCS, check the website at: <https://www.osha.gov/index.html> or call OSHA's office at 800-321-6742.

Hazardous Materials Transportation and Training, Code of Federal Regulations, Title 49, parts 171-177. For information on hazardous material transportation or training requirements, check the website at: <https://www.fmcsa.dot.gov/regulations/hazardous-materials> or call 855-368-4200.

Resource Conservation and Recovery Act (RCRA), Code of Federal Regulations, Title 40, parts 260-281. For information on RCRA, check the website at: <https://www.epa.gov/rcra>

Superfund Amendments and Reauthorization Act (SARA), Code of Federal Regulations, Title 40, parts 350-372. For information on SARA, check the website at: <https://www.epa.gov/superfund> or call 800-424-9346.

Worker Protection Standard (WPS) for Agricultural Pesticides, Code of Federal Regulations, Title 40, part 170. Search EPA's website for more info on the WPS.

Copies of the above laws and rules are available from: U.S. Government Printing Office. Purchase on line at: <https://bookstore.gpo.gov/> or call (toll-free) 866-512-1800 or email at: ContactCenter@gpo.gov

State of Wisconsin Pesticide Regulations and Laws

An online version of the Wisconsin Statutes and Wisconsin Administrative Codes is available at: <http://docs.legis.wisconsin.gov/>

Wisconsin Department of Agriculture, Trade and Consumer Protection:

Wisconsin Pesticide Law. (Wisconsin Statutes, Sections 94.67-94.715).

Wisconsin Groundwater Law. (Wisconsin Statutes, Chapter 160).

Pesticide Use and Control. (Wisconsin Administrative Code, Chapter ATPC 29).

Pesticide Product Restrictions. (Wisconsin Administrative Code, Chapter ATPC 30).

Groundwater Protection Program. (Wisconsin Administrative Code, Chapter ATPC 31).

Fertilizer and Pesticide Bulk Storage. (Wisconsin Administrative Code, Chapter ATPC 33).

Copies of the above laws and rules are available from: Wisconsin Department of Agriculture, Trade and Consumer Protection, 2811 Agriculture Drive, P.O. Box 8911, Madison, WI 53708-8911. Phone 608-224-4500.

Wisconsin Department of Natural Resources:

Use of Pesticides on Land and Water, Areas of the State of Wisconsin. (Wisconsin Administrative Code, Chapter NR 80).

Aquatic Plant Management (Wisconsin Administrative Code, Chapter NR 107).

Groundwater Quality. (Wisconsin Administrative Code, Chapter NR 140).

Hazardous Waste Management. (Wisconsin Administrative Code, Chapter NR 600 series).

Wisconsin Spill Law. (Wisconsin Statutes, Chapter 292.11).

Hazardous Substance Discharge Notification and Source Confirmation Requirements.
(Wisconsin Administrative Code, Chapter NR 706).

Use of Pesticides to Control Wild Animals (Wisconsin Statutes, Sections 29.29, 29.596, and 29.60).

Copies of the above laws and rules are available online from: Wisconsin Department of Administration, Document Sales Unit.

Wisconsin Emergency Management:

Wisconsin SARA Law. (Wisconsin Statutes, sections 166.20 - 166.22).

Copy of this law is available from: Wisconsin Emergency Management, 2400 Wright St., Madison, WI 53707. Phone: 608-242-3232.

Wisconsin Department of Transportation:

Wisconsin Commercial Driver's License Law. (Wisconsin Act 105).

For a copy of the CDL manual, see contact info for Wisconsin Department of Transportation in Appendix A.



CITY OF APPLETON

Department of Parks & Recreation

1819 East Witzke Blvd.

Appleton, WI 54911

p: 920-832-5905

f: 920-993-3103

www.appletonparkandrec.org

MEMORANDUM

Date: May 16, 2024
To: Municipal Services and Parks & Recreation Committee
From: Dean Gazza, Director of Parks & Recreation
Subject: Parks & Recreation Comments Resolution 4-R-24 Sustainable Use of Pesticides

Upon discussing the proposed resolution further, our department believes the necessary laws and enforcement already exist for the safe use of pesticides and herbicides selected by staff for use. Our department follows the laws through certifications and training. We believe this resolution would conflict with current policies and would have a significant impact on providing the level of turf management we recommend based on our understanding of the public's expectations.

Below are further issues to be considered:

- Chemicals must be applied in accordance with the instructions provided. When doing properly it is considered safe.
- The department maintains over 600 acres of turf including facilities, parks and numerous boulevards, triangles and other misc. areas which would be affected by this resolution. The lack of pesticides and herbicides would require alternative means and labor which would not be cost effective nor feasible.
- We have numerous miles of fencing which requires maintenance to keep invasives from growing into the fence line and damaging the fences.
- The department maintains over 1.2 million square feet at over 70 locations requiring various degrees of pest control. There are no feasible alternative means and pest damage can be considerable including mice, ants, hornets, spiders, etc.
- The department has a Turf Management policy that the Common Council approved. This policy specifies the level of turf management necessary to meet the expectations of our Community. In many areas such as downtown parks, ball diamonds, sidewalks, fence lines, etc. require a greater level of management and use of herbicides and pesticides. To meet expectations without the use of chemicals would require substantially more labor resulting in significantly increased budget.
- Reid Golf Course could lose substantial revenue if not for the excellent playing conditions provided. This includes areas affected by this resolution.
- Hiring of part-time labor is difficult and the cost is increasing. In addition, students only can work a limited period between mid-May to mid-August leaving considerable needs

in the spring and fall. The restrictive use of herbicides and pesticides would require significantly more labor for trimming, weeding, etc.

- Based on the studies completed, if applied per the instructions, there are no health risks. When signage is posted on public property, the public should be considered educated enough to understand they need to avoid.
- There are no benefits to our department that we can determine at this time. When applied correctly we meet the public's expectations that ensure the parkland is maintained for its intended usage.



WEED B GON®

PLUS CRABGRASS CONTROL
READY-TO-SPRAY₂

CON CONTROL DEL ZACATE MANO DE CANGREJO LISTO PARA ROCIAR₂



KILLS CRABGRASS, DANDELIONS
AND OTHER COMMON LAWN WEEDS

KILLS WEEDS TO THE ROOTS

TREATS UP TO 5,000 SQ FT

FOR HOME USE ONLY

KEEP OUT OF REACH OF CHILDREN

CAUTION STOP! READ THE ENTIRE LABEL FIRST. OBSERVE ALL PRECAUTIONS AND FOLLOW DIRECTIONS CAREFULLY.

MANTENER FUERA DEL ALCANCE DE LOS NIÑOS

PRECAUCIÓN ¡ALTO! LEA PRIMERO TODA LA ETIQUETA. OBSERVE TODOS LOS AVISOS DE PRECAUCIÓN Y SIGA ATENTAMENTE LAS INSTRUCCIONES.

Active Ingredient:

2,4-D, dimethylamine salt	6.42%
Quinclorac	2.13%
Dicamba, dimethylamine salt	0.60%
Other Ingredients:	90.85%
TOTAL	100.00%



LB49980

This Product Contains:
0.456 lb 2,4-dichlorophenoxyacetic acid equivalent per gallon or 5.33%
0.182 lb 3,7-dichloro-8-quinolinecarboxylic acid per gallon or 2.13%
0.043 lb 3,6-dichloro-o-anisic acid equivalent per gallon or 0.50%
Isomer Specific By AOAC Methods.

WON'T HARM THE LAWN GUARANTEED*

NET CONTENTS/CONTENIDO NETO
32 fl oz (1 quart) / 946 ml

*WHEN USED AS DIRECTED

PRECAUTIONARY STATEMENTS

HAZARDS TO HUMANS AND DOMESTIC ANIMALS

CAUTION: Causes moderate eye irritation. Avoid contact with eyes, skin or clothing. Harmful if swallowed. When using this product, wear long-sleeved shirt, long pants, socks, shoes and rubber gloves. Wash thoroughly with soap and water after handling and before eating, drinking, chewing gum or using tobacco. After using this product, rinse gloves before removing, remove clothing and launder separately before reuse, and promptly and thoroughly wash hands and exposed skin with soap and water. Remove saturated clothing as soon as possible and shower.

User Safety Recommendations - Users should wash hands before eating, drinking, chewing gum, using tobacco or using the toilet. - Users should remove clothing/PPE immediately if pesticide gets inside. Then wash thoroughly and put on clean clothing. If pesticide gets on skin, wash immediately with soap and water. - Users should remove PPE immediately after handling this product. Wash the outside of gloves before removing. As soon as possible, wash thoroughly and change into clean clothing.

FIRST AID

IF IN EYES

Hold eye open and rinse slowly and gently with water for 15 to 20 minutes. Remove contact lenses, if present, after the first five minutes, then continue rinsing eye. Call a poison control center or doctor for treatment advice.

IF SWALLOWED

Call a poison control center or doctor immediately for treatment advice. Have person sip a glass of water if able to swallow. Do not induce vomiting unless told to by a poison control center or doctor. Do not give anything to an unconscious person.

Have the product container or label with you when calling a poison control center or doctor, or going for treatment. You may also contact 1-800-225-2883 for emergency medical treatment advice.

ENVIRONMENTAL HAZARDS

This pesticide is toxic to fish and aquatic invertebrates. To protect the environment, do not allow pesticide to enter or run off into storm drains, drainage ditches, gutters or surface waters. Applying this product in calm weather when rain is not predicted for the next 24 hours will help to ensure that wind or rain does not blow or wash pesticide off the treatment area. Rinsing application equipment over the treated area will help avoid run off to water bodies or drainage systems.

This chemical has properties and characteristics associated with chemicals detected in groundwater. The use of this chemical in areas where soils are permeable, particularly where the water table is shallow, may result in groundwater contamination. Application around a cistern or well may result in contamination of drinking water or groundwater.

STORAGE AND DISPOSAL

PESTICIDE STORAGE

Keep from freezing. Store in original container in a locked storage area inaccessible to children and pets.

PESTICIDE DISPOSAL & CONTAINER HANDLING

Nonrefillable container. Do not reuse or refill this container.
If empty: Place in trash or offer for recycling if available.
If partly filled: Call your local solid waste agency for disposal instructions. Never place unused product down any indoor or outdoor drain.

NOTICE: To the extent consistent with applicable law, buyer assumes all risks of use, storage or handling of this product not in accordance with label directions.



If for any reason you, the consumer, are not satisfied with this product, mail us proof of purchase to obtain a full refund of your purchase price.

© 2017 The ORTHO Group. World rights reserved.
Sold by **The ORTHO Group**
P.O. Box 190, Marysville, OH 43040
EPA Reg. No. 2217-896-239
EPA Est. No. 239-1A-31, 239-MS-1M, 85652-OH-1W
Superscript is first letter of lot number.



Questions & Comments
Call 1-800-225-2883
or visit our website
at www.ortho.com



LB9411






OPEN RESEALABLE LABEL FOR DIRECTIONS
(ARMED LA ENDOURIN RESEALABLE PARA VER LAS INSTRUCCIONES)



WEED B GON®

PLUS CRABGRASS CONTROL
READY-TO-SPRAY²

LAWN FRIENDLY WEED CONTROL*

-  Kills 200+ weeds*
-  Treats up to 5,000 sq ft
-  Kills weeds to the roots
-  Rainproof in 1 hour
-  Results with 1 application



WHAT IT DOES: WHERE TO USE: WHEN TO USE:



Kills major broadleaf and troublesome grass weeds including dandelion, chickweed and clover as well as crabgrass and foxtail. (See inside for complete list.)



Kills the weeds not the lawn when used as directed
For use on grasses including: Bermudagrass, Buffalograss, Fescues, Kentucky Bluegrass, Ryegrass, Zoysiagrass.

90°F

Apply when daytime temperatures are below 90 °F
Do not apply above 85 °F for Bermudagrass.
*when used as directed

 **Questions & Comments Call 1-800-225-2883**
 or visit our website at www.ortho.com



If for any reason you, the consumer, are not satisfied with this product, mail us proof of purchase to obtain a full refund of your purchase price.

FPO

0 71549 99941 4 3020

© 2017 The ORTHO Group. World rights reserved.
Sold by **The ORTHO Group**
P.O. Box 190, Marysville, OH 43040
EPA Reg. No. 239-1A-3, 239-MS-1M, 85652-OH-1W
Superscript is first letter of lot number.

*see inside booklet for a complete list of weeds controlled



LB9411

DIRECTIONS FOR USE

It is a violation of Federal law to use this product in a manner inconsistent with its labeling.

READ ENTIRE LABEL BEFORE USE.

SHAKE WELL BEFORE USING.

Use Restrictions:

• For residential lawn use only. • Do not apply this product in a way that will contact any person or pet, either directly or through drift. Keep people and pets out of the area during application. • Do not allow people or pets to enter the treated area until sprays have dried. • Do not use on Bahiagrass, Bentgrass (colonial and creeping), Carpetgrass, Centipede grass, Dichondra, Gardens (including vegetables, fruit trees, vines and berries), Ornamental plants (flowers, trees, groundcovers, landscape beds and shrubs), Seashore Paspalum, St. Augustine grass, and turfgrass species that are not listed on this label. • Do not use clippings from the treated areas as mulch or compost around flowers, ornamentals, trees, or in vegetable gardens. • Do not spray exposed roots of ornamentals and trees.



SPRAY DRIFT MANAGEMENT

It is the responsibility of the applicator to avoid spray drift at the application site. Do not allow the herbicide solution to mist, drip, drift, or splash onto desirable broadleaf plants, as small amounts of this product can damage sensitive plants near the treated area. If desirable plants are accidentally sprayed, immediately rinsing leaves with water may reduce or eliminate plant damage.

Use Precautions:

• Apply when weeds are young and actively growing. • Delay mowing 2 days before and until 2 days after the application of this product. • If the lawn is dry, water 24 hours before using this product. • Do not water lawn within 24 hours of treatment. • Certain hard-to-kill weeds may need to be spot treated in 21 days. • For new lawns, apply only when grass has reached a height of at least 2 inches. • Bare spots may be seeded 4 weeks after application. • Spray when air temperatures are cooler than 90 °F. • Avoid applications during the spring transition of the warm season grasses and during periods of extremely high temperatures. • Avoid application to Bermudagrass when daytime temperatures exceed 85 °F. • Application to Bermudagrass may cause temporary yellowing or discoloration but full recovery can be expected. • Use on established lawns.

HOW IT WORKS

Ortho® Weed B Gon® Plus Crabgrass Control Ready-To-Spray₂ contains three proven weed killers that target lawn weeds and crabgrass. This herbicide enters the lawn weeds through their leaves and moves throughout the plant to provide control. And lawns listed on this label will not be harmed when used as directed.

WHERE TO USE

This product can be applied to residential lawns with the following turfgrass types:

LAWNS TO BE TREATED:

Cool Season Turfgrass (Northern Lawns)

Kentucky bluegrass; Ryegrass, perennial and annual; Tall fescue; Fine fescues.

Warm Season Turfgrass (Southern Lawns)

Bermudagrass¹, common and hybrid; Zoysiagrass; Buffalograss.

¹Application to Bermudagrass may cause temporary yellowing or discoloration but full recovery can be expected. Do not apply to Bermudagrass when daytime temperatures exceed 85 °F.

DO NOT apply Ortho® Weed B Gon® Plus Crabgrass Control Ready-To-Spray₂ to the following:

Bahiagrass; Bentgrass; Carpetgrass; Centipede grass; Dichondra; Gardens including vegetables, fruit trees, vines and berries; Ornamental plants (flowers, trees, groundcovers, landscape beds and shrubs); Seashore paspalum; St. Augustine grass; Turfgrass species that are not listed on this label.

HOW MUCH TO USE

Entire Lawn Treatments: This container covers 5,000 sq.ft. Measure the size of your yard. If the area to be treated is larger than 5,000 sq.ft., you may need to buy more containers. Over-application or rates above those specified on this label can cause turf injury.

Limitations: The maximum application rate is 6.4 fl oz of product per 1,000 sq ft per application (1.0 lb 2,4-D acid equivalent per acre per application). Do not apply more than 2 applications per year. The second application may be made no sooner than 21 days after the first application. The maximum seasonal rate is 12.8 fl oz of product per 1,000 sq ft (2.0 lb 2,4-D acid equivalent per acre).

WHEN TO USE

Apply this product when weeds are small and actively growing in the spring or fall.

Crabgrass, large & smooth – Apply in the spring before crabgrass is 4 inches tall or when crabgrass is first noticeable in the lawn. Make a second application after 3 weeks for dense weed populations.

HOW TO USE

CONNECT	<ul style="list-style-type: none">• Connect sprayer to garden hose.• Turn on water. <p>User Tip: Start at the farthest point in your yard and work back.</p>
SPRAY	<ul style="list-style-type: none">• To BEGIN spraying, slide switch to "ON".• Spray only until the surface of the lawn is wet. Spray evenly.
FINISH	<ul style="list-style-type: none">• To STOP spraying, slide switch to "OFF".• Turn off water.• Relieve water pressure by sliding switch to "WATER".• After water slows to a drip, slide switch back to "OFF".• Disconnect sprayer from garden hose.

GRASS AND BROADLEAF WEEDS CONTROLLED

GRASS WEEDS: Crabgrass, large and smooth; Foxtail, green, yellow and giant; Signalgrass, broadleaf.

BROADLEAF WEEDS: Annual yellow sweetclover; Aster; Austrian fieldress; Bedstraw; Beggarticks; Betony, Florida; Bindweed, field; Bird vetch; Bitter wintergrass; Bittercress, hairy; Bitterweed; Black-eyed Susan; Black medick; Black mustard; Blackseed plantain; Blessed thistle; Bloodflower milkweed; Blue lettuce; Blue vervain; Bracted plantain; Brassbuttons; Bristly oxtongue; Broadleaf dock; Broadleaf plantain; Broomweed; Buckhorn; Buckhorn plantain; Bulbous buttercup; Bull thistle; Bullnettle; Burdock; Burdock; Burning nettle; Burweed; Buttercup; Buttonweed; Canada thistle; Carolina geranium; Carpetweed; Catchweed bedstraw; Catnip; Catsear; Chickweed, common; Chickweed, mouseear; Chicory; Cinquefoil; Clover, crimson; Clover, hop; Clover, red; Clover, strawberry; Clover, sweet; Clover, white; Cockle; Cocklebur; Common mullein; Creeping Jenny (Creeping Charlie); Cudweed; Curly dock; Daisy, English; Daisy fleabane; Daisy, oxeye; Dandelion; Dichondra; Dogbane; Dogfennel; Dollarweed; False dandelion; False flax; False sunflower; Fiddleneck; Florida pusley; Frenchweed; Galinsoga; Goathead; Goldenrod; Ground ivy; Gumweed; Hairy fleabane; Hawkweed; Heald; Heartleaf drymary; Heathaster; Hedge bindweed; Hedge mustard; Hemp; Henbit; Hoary cress; Hoary plantain; Hoary vervain; Horsenettle; Jimsonweed; Knawel; Knotweed; Kochia; Lambsquarters; Lespedeza; Mallow; Matchweed; Mexicanweed; Milk vetch; Morningglory; Mouseear hawkweed; Mugwort; Musk thistle; Mustard; Narrowleaf

(Continued) 3

GRASSES AND BROADLEAF WEEDS CONTROLLED (Continued)

plantain; Narrowleaf vetch; Nettle; Orange hawkweed; Oriental cocklebur; Oxalis; Parsley-piert; Parsnip; Peardwort; Pennycress; Pennywort; Peppergrass; Pepperweed; Pigweed; Pineywoods bedstraw; Plains coreopsis (tickseed); Plantain; Poison ivy; Poison oak; Pokeweed; Poorjoe; Prairie sunflower; Prickly lettuce; Prickly sida; Prostrate knotweed; Prostrate pigweed; Prostrate spurge; Prostrate vervain; Puncturevine; Purslane, common; Ragweed; Red sorrel; Redroot pigweed; Redstem filaree; Rough cinquefoil; Rough fleabane; Russian pigweed; Russian thistle; Scarlet pimpernel; Scotch thistle; Sheep sorrel; Shepherdspurse; Slender plantain; Smallflower galinsoga; Smooth dock; Smooth pigweed; Sorrel; Sowthistle; Spanishneedles; Speedwell; Spiny amaranth; Spiny cocklebur; Spiny sowthistle; Spotted catsear; Spotted spurge; Spurweed; Stinging nettle; Strawberry; India mock; Tall nettle; Tall vervain; Tansy ragwort; Tansy mustard; Tanweed; Thistle; Trailing crownvetch; Tumble mustard; Tumble pigweed; Velvetleaf; Venice mallow; Virginia buttonweed; Virginia creeper; Virginia pepperweed; Wavyleaf bullthistle; Western clematis; Western salsify; White mustard; Wild aster; Wild buckwheat; Wild carrot; Wild four-o'clock; Wild garlic; Wild geranium; Wild lettuce; Wild marigold; Wild mustard; Wild onion; Wild parsnip; Wild radish; Wild rape; Wild strawberry; Wild sweet potato; Wild vetch; Wild violet; Woodsorrel; Woolly croton; Woolly morningglory; Woolly plantain; Wormseed; Yarrow; Yellow rocket; Yellowflower pepperweed.

PRECAUTIONARY STATEMENTS

HAZARDS TO HUMANS AND DOMESTIC ANIMALS

CAUTION: Causes moderate eye irritation. Avoid contact with eyes, skin or clothing. Harmful if swallowed. When using this product, wear long-sleeved shirt, long pants, socks, shoes and rubber gloves. Wash thoroughly with soap and water after handling and before eating, drinking, chewing gum or using tobacco. After using this product, rinse gloves before removing, remove clothing and launder separately before reuse, and promptly and thoroughly wash hands and exposed skin with soap and water. Remove saturated clothing as soon as possible and shower.

User Safety Recommendations • Users should wash hands before eating, drinking, chewing gum, using tobacco or using the toilet. • Users should remove clothing/PPE immediately if pesticide gets inside. Then wash thoroughly and put on clean clothing. If pesticide gets on skin, wash immediately with soap and water. • Users should remove PPE immediately after handling this product. Wash the outside of gloves before removing. As soon as possible, wash thoroughly and change into clean clothing.

FIRST AID

IF IN EYES	Hold eye open and rinse slowly and gently with water for 15 to 20 minutes. Remove contact lenses, if present, after the first five minutes, then continue rinsing eye. Call a poison control center or doctor for treatment advice.
IF SWALLOWED	Call a poison control center or doctor immediately for treatment advice. Have person sip a glass of water if able to swallow. Do not induce vomiting unless told to by a poison control center or doctor. Do not give anything to an unconscious person.

Have the product container or label with you when calling a poison control center or doctor, or going for treatment. You may also contact 1-800-225-2883 for emergency medical treatment advice.

ENVIRONMENTAL HAZARDS

This pesticide is toxic to fish and aquatic invertebrates. To protect the environment, do not allow pesticide to enter or run off into storm drains, drainage ditches, gutters or surface waters. Applying this product in calm weather when rain is not predicted for the next 24 hours will help to ensure that wind or rain does not blow or wash pesticide off the treatment area. Rinsing application equipment over the treated area will help avoid run off to water bodies or drainage systems.

This chemical has properties and characteristics associated with chemicals detected in groundwater. The use of this chemical in areas where soils are permeable, particularly where the water table is shallow, may result in groundwater contamination. Application around a cistern or well may result in contamination of drinking water or groundwater.

STORAGE AND DISPOSAL

PESTICIDE STORAGE

Keep from freezing. Store in original container in a locked storage area inaccessible to children and pets.

PESTICIDE DISPOSAL & CONTAINER HANDLING

Nonrefillable container. Do not reuse or refill this container. **If empty:** Place in trash or offer for recycling if available. **If partly filled:** Call your local solid waste agency for disposal instructions. Never place unused product down any indoor or outdoor drain.

NOTICE: To the extent consistent with applicable law, buyer assumes all risks of use, storage or handling of this product not in accordance with label directions.



If for any reason you, the consumer, are not satisfied with this product, mail us proof of purchase to obtain a full refund of your purchase price.

MODO DE EMPLEO

Se considera una violación a la ley federal usar este producto con otros fines que los indicados en la etiqueta.

LEA TODA LA ETIQUETA ANTES DE USAR EL PRODUCTO.

AGITE BIEN ANTES DE USAR.

Restricciones de uso:

* Para uso en céspedes domésticos, únicamente. * No aplique este producto de forma que entre en contacto con ninguna persona o mascota, ya sea directamente o al ser arrastrado por el viento. Durante la aplicación, mantenga alejados del área a las personas y a las mascotas. * No permita que las personas ni las mascotas entren a las áreas tratadas sino hasta que el rocíoado se haya secado. * No use este producto en céspedes de grama bahia, Bent grass (colonial y rastreo), alfombra, cémpes, oreja de ratón, huertos (incluidos de hortalizas, árboles frutales, enredaderas y bayas), plantas ornamentales (flores, árboles, cubiertas vegetales, macisos de jardín y arbustos), césped del mar, San Agustín y otras especies de césped que no están enumeradas en esta etiqueta. * No utilice las briznas de las áreas tratadas como mantillo o composta alrededor de flores, plantas ornamentales, árboles o en huertos de hortalizas. * No roce las raíces expuestas de árboles y plantas ornamentales.

CONTROL DEL ROCIADO PARA EVITAR SU DISPERSION

La persona encargada de aplicar el producto es responsable de evitar su dispersión en el lugar de aplicación. No permita que la solución herbicida se disperse al ser rebuzada, ni que gotee, sea arrastrado o salpique a otras plantas de hoja ancha, ya que pequeñas cantidades de este producto pueden dañar las plantas delicadas que se encuentran cerca de la zona tratada. Si rocía accidentalmente las plantas que desea conservar, lavar las hojas inmediatamente con agua puede reducir o evitar el daño a las plantas.

Precauciones de uso:

* Aplique este producto cuando las malezas sean pequeñas y estén en crecimiento activo. * Postergue el corte de césped para 2 días antes y hasta 2 días después de la aplicación de este producto. * Si el césped está seco, riegue 24 horas antes de usar este producto. * No riegue el césped en las 24 horas luego del tratamiento. * Es posible que haya que tratar de manera localizada ciertas malezas difíciles de eliminar en 21 días. * Para los céspedes nuevos, aplique el producto únicamente cuando hayan alcanzado una altura de por lo menos 2 pulgadas (5.08 cm). * Pueden sembrarse semillas en las áreas descubiertas 4 semanas después de la aplicación. * Rocíe cuando la temperatura del aire no pase de los 90 °F (32 °C). * Evite llevar a cabo aplicaciones durante la transición de los céspedes para climas cálidos hacia la primavera y durante los periodos de temperaturas extremadamente altas. * Evite aplicar al césped Bermuda cuando las temperaturas diurnas superen los 85 °F (29 °C). * La aplicación en el césped Bermuda puede causar amarillamiento o decoloración temporal, pero se puede esperar la recuperación completa. * Aplique a céspedes establecidos.

CÓMO FUNCIONA

Ortho® Weed B Gon® con control del zacate mano de cangrejo listo para rociar, contiene tres herbicidas comprobados dirigidos a las malezas de céspedes y el zacate mano de cangrejo. Este herbicida entra en la maleza del césped a través de las hojas y se mueve a lo largo de la planta para proporcionar control. Y los céspedes indicados en esta etiqueta no se verán perjudicados cuando se use según las indicaciones.

DÓNDE USARLO

Este producto puede aplicarse en jardines residenciales con los siguientes tipos de céspedes:

CÉSPEDES A TRATAR:

Césped para climas fríos (céspedes del norte)

Césped azul de Kentucky; raigrás, tanto anual como perenne; cañuela alta; cañuelas finas.

Césped para climas cálidos (céspedes del sur)

Bermuda¹, común e híbrido; zoysia; búfalo.

¹ La aplicación en el césped Bermuda puede causar amarillamiento o decoloración temporal, pero se puede esperar la recuperación completa. No aplique el producto a césped Bermuda cuando las temperaturas diurnas superen los 85 °F (29 °C).

NO aplique Ortho® Weed B Gon® con control del zacate mano de cangrejo listo para rociar, a lo siguiente: césped bahía; césped agrostis; césped alfombra; césped ciempiés; dicondra; jardines que incluyen hortalizas, árboles frutales, parras y bayas; plantas ornamentales (flores, árboles, cubiertas vegetales, macizos de jardín y arbustos); césped del mar; césped San Agustín; especies de césped que no están enumeradas en esta etiqueta.

CUÁNTO USAR

Tratamientos para prados enteros: este envase alcanza para tratar 5,000 pies² (465 m²). Mida el tamaño de su patio. Si el área a tratar es mayor de 5,000 pies² (465 m²), quizás tenga que comprar más producto.

Aplique de más o en proporciones por encima de las especificadas en esta etiqueta puede dañar el césped.

Límites: La cantidad máxima de aplicación es de 6.4 onzas líquidas (189 ml) de producto por cada 1,000 pies² (93 m²), por aplicación (el equivalente de 1.0 lb [0.45 kg] de ácido 2,4-D por acre, por aplicación). No exceda 2 aplicaciones por año. La segunda aplicación puede hacerse no antes de 21 días después de la primera. La cantidad máxima de aplicación por temporada es de 12.8 onzas líquidas (379 ml) de producto por cada 1,000 pies² (93 m²) (el equivalente de 2.0 lb [0.91 kg] de ácido 2,4-D por acre).

CUÁNDO USARLO

Aplique este producto cuando las malezas sean pequeñas y estén en crecimiento activo en la primavera o el otoño. Zacate mano de cangrejo, tanto de hoja ancha como de hoja lisa: Aplique el producto en la primavera, antes de que el zacate mano de cangrejo alcance las 4 pulgadas (10 cm) de altura o en cuanto sea visible en el césped. Aplique de nuevo a las tres semanas para las poblaciones densas de maleza.

CÓMO USARLO

CONECTE	<ul style="list-style-type: none">• Conecte el rociador a la manguera.• Abra la llave del agua. Consejo para el usuario: Empiece en el lugar más alejado del jardín y avance en dirección al lugar de inicio.
ROCIE	<ul style="list-style-type: none">• Para EMPEZAR a rociar, deslice el interruptor a la posición de "ON" (abierto).• Rocíe solo hasta humedecer la superficie del césped. Rocíe uniformemente.
TERMINE	<ul style="list-style-type: none">• Para TERMINAR de rociar, deslice el interruptor a la posición de "OFF" (cerrado).• Cierre la llave del agua.• Alivie la presión del agua deslizando el interruptor a la posición de "WATER" (regar).• Una vez que el flujo del agua se reduzca a un mero goteo, deslice de nuevo el interruptor a la posición de "OFF" (cerrado).• Desconecte el rociador de la manguera.

AVISOS DE PRECAUCIÓN

RIESGOS PARA LOS HUMANOS Y LOS ANIMALES DOMÉSTICOS

PRECAUCIÓN: Causa irritación moderada en los ojos. Evite el contacto con los ojos, la piel o la ropa. Dañino si se ingiere. Vista una camisa de manga larga, pantalones largos, medias o calcetines, zapatos y guantes de hule al usar este producto.

Lávese bien con agua y jabón después de manipular el producto y antes de comer, beber, masticar chicle o consumir tabaco. Al terminar de usar este producto, enjuague los guantes antes de quitárselos, quítese la ropa y lávela por separado antes de volver a usarla, y de inmediato lávese bien las manos y la piel expuesta con agua y jabón. Quítese la ropa empapada de producto lo antes posible y dúchese o báñese.

Recomendaciones de seguridad para el usuario • El usuario debe lavarse las manos antes de comer, beber, masticar chicle, consumir tabaco o usar el baño. • El usuario debe quitarse la ropa o el EPI de inmediato si le cae dentro pesticida, para luego lavarse bien y ponerse ropa limpia. Si el pesticida entra en contacto con la piel, lávese de inmediato con agua y jabón. • El usuario debe quitarse el EPI de inmediato después de manipular este producto. Lave los guantes por fuera antes de quitárselos. Tan pronto como pueda, lávese bien y póngase ropa limpia.

PRIMEROS AUXILIOS

SI ENTRA EN LOS OJOS	Mantenga el ojo abierto y enjuáguelo lentamente y con cuidado con agua por 15 a 20 minutos. Retire los lentes de contacto, de haberlos, después de transcurridos los primeros 5 minutos, y continúe enjuagando el ojo. Llame a un centro de control de envenenamientos o a un médico para recibir instrucciones de tratamiento.
-----------------------------	---

SI SE INGIERE	Llame inmediatamente al centro de control de envenenamientos o a al médico para obtener recomendaciones de tratamiento. Haga que la persona tome sorbos de un vaso con agua, si puede tragar. No induzca el vómito a menos que así lo indique un centro de control de envenenamientos o el médico. No le dé nada a una persona que haya perdido el conocimiento.
----------------------	--

Tenga el envase o la etiqueta del producto con usted cuando llame al centro de control de envenenamientos o al médico, o al acudir a recibir tratamiento. También puede llamar al 1-800-225-2883 para obtener información sobre el tratamiento médico de emergencia.

RIESGOS MEDIOAMBIENTALES

Este pesticida es tóxico para los peces y los invertebrados acuáticos. Para proteger el medio ambiente, no permita que el pesticida caiga o se escurra hacia drenajes pluviales, cunetas de desagüe, canaletas o aguas superficiales. Aplicar este producto con un clima tranquilo, cuando no se pronostiquen lluvias durante las próximas 24 horas, ayudará a asegurar que ni el viento ni la lluvia soplen o arrastren el pesticida lejos del área tratada. Enjuagar el equipo usado para la aplicación sobre el área tratada ayudará a evitar escurrimientos hacia cuerpos de agua o sistemas de drenaje.

Este producto químico tiene propiedades y características que se asocian con sustancias detectadas en aguas del subsuelo. El uso de este producto químico en áreas donde la tierra es permeable, en particular donde el manto freático está cerca de la superficie, puede acarrear la contaminación del agua del subsuelo. La aplicación alrededor de una cisterna o pozo puede ocasionar la contaminación del agua para beber o de la del subsuelo.

ALMACENAMIENTO Y ELIMINACIÓN

ALMACENAMIENTO DEL PESTICIDA	Evite que se congele. Almacene en su envase original, en un área de almacenamiento cerrada bajo llave a la que no tengan acceso los niños ni las mascotas.
ELIMINACIÓN DEL PESTICIDA Y MANEJO DEL ENVASE	Este envase no se puede rellenar. No vuelva a usar ni llenar este envase. Si está vacío: Tirelo a la basura o recíclolo, de ser posible. Si está parcialmente lleno: Llame a la agencia de control de desechos sólidos local para solicitar instrucciones sobre cómo eliminarlo. Nunca elimine el producto no utilizado en drenajes internos o externos.

AVISO: En la medida contemplada por las leyes correspondientes, el comprador asume todos los riesgos de uso, almacenamiento o manejo de este producto si no se siguen las instrucciones de la etiqueta.



Si por alguna razón usted, el consumidor, no está satisfecho con este producto, envíenos por correo el comprobante de compra para obtener un reembolso completo de su precio de compra.



ACTIVE INGREDIENTS:

Triclopyr BEE, butoxyethyl ester	7.72%
Sulfentrazone	0.66%
2,4-D, 2-ethylhexyl ester	29.32%
Dicamba acid	2.22%

OTHER INGREDIENTS:	60.08%
TOTAL	100.00%

THIS PRODUCT CONTAINS:

- 0.50 lb 3,5, 6-trichloro-2-pyridinyloxyacetic acid per gallon or 5.55%.
 - 0.06 lb N-[2,4-dichloro-5-[4-(difluoromethyl)-4,5-dihydro-3-methyl-5-oxo-1H-1,2,4-triazol-1-yl]phenyl] methanesulfonamide per gallon or 0.66%.
 - 1.75 lbs 2,4-dichlorophenoxyacetic acid equivalent per gallon or 19.44%.
 - 0.20 lb 3,6-dichloro-o-anisic acid equivalent per gallon or 2.22%.
- Isomer specific by AOAC Methods.

**KEEP OUT OF REACH OF CHILDREN
CAUTION**

Use this product only in accordance with its labeling and with the Worker Protection Standard, 40 CFR part 170.

Not for sale, distribution or use in Nassau or Suffolk Counties in New York State.

Shake well before using



**READ THE ENTIRE LABEL FIRST.
OBSERVE ALL PRECAUTIONS AND
FOLLOW DIRECTIONS CAREFULLY.**

PRECAUTIONARY STATEMENTS

Hazards to Human and Domestic Animals

CAUTION: Harmful if swallowed. Prolonged or frequently repeated skin contact may cause allergic reactions in some individuals.

Personal Protective Equipment

Some materials that are chemical-resistant to this product are barrier laminate, nitrile rubber, neoprene rubber, and Viton. If you want more options, follow the instructions for category A on an EPA chemical-resistance category selection chart.

All mixers, loaders, applicators and other handlers must wear:

- long-sleeved shirt and long pants,
- shoes and socks, plus
- chemical-resistant gloves (except for applicators using ground boom equipment) and
- chemical-resistant apron when mixing or loading, cleaning up spills or equipment, or otherwise exposed to the concentrate.

When handlers use closed systems or enclosed cabs in a manner that meets the requirements listed in the Worker Protection Standard (WPS) for agricultural pesticides [40 CFR 170.240 (d)(4-6)], the handler PPE requirements may be reduced or modified as specified in the WPS.

User Safety Requirements

Follow manufacturer's instructions for cleaning/maintaining PPE. If no such instructions for washables exist, use detergent and hot water. Keep and wash PPE separately from other laundry.

User Safety Recommendations

- Users should wash thoroughly with soap and water after handling and before eating, drinking, chewing gum, using tobacco, or using the toilet.
- Users should remove clothing/PPE immediately if pesticide gets inside. Then wash thoroughly and put on clean clothing. If pesticide gets on skin, wash immediately with soap and water.
- Users should remove PPE immediately after handling this product. Wash the outside of gloves before removing. As soon as possible, wash thoroughly and change into clean clothing.

First Aid

If swallowed:	<ul style="list-style-type: none"> • Call a poison control center or doctor immediately for treatment advice. • Have person sip a glass of water if able to swallow. • Do not induce vomiting unless told to by a poison control center or doctor. • Do not give anything to an unconscious person.
----------------------	---

Have the product container or label with you when calling a poison control center or doctor or going for treatment. You may also contact 1-877-800-5556 for emergency medical information.

Environmental Hazards

This pesticide is toxic to fish and aquatic invertebrates. Do not apply directly to water, to areas where surface water is present, or to intertidal areas below the mean high water mark. Drift and runoff may be hazardous to aquatic organisms in water adjacent to treated areas. Do not contaminate water when disposing of equipment wash waters or rinsate.

These chemicals (triclopyr, 2,4-D and dicamba) have properties and characteristics associated with chemicals detected in groundwater. The use of these chemicals in areas where soils are permeable, particularly where the water table is shallow, may result in groundwater contamination. Application around a cistern or well may result in contamination of drinking water or groundwater.

DIRECTIONS FOR USE

It is a violation of Federal law to use this product in a manner inconsistent with its labeling.

Do not apply this product in a way that will contact workers or other persons, either directly or through drift. Only protected handlers may be in the area during application. For any requirements specific to your State or Tribe, consult the agency responsible for pesticide regulation.

Agricultural Use Requirements

Use this product only in accordance with its labeling and with the Worker Protection Standard, 40 CFR part 170.

This standard contains requirements for the protection of agricultural workers on farms, forests, nurseries, and greenhouses, and handlers of agricultural pesticides. It contains requirements for training, decontamination, notification, and emergency assistance. It also contains specific instructions and exceptions pertaining to the statements on this label about personal protective equipment and restricted-entry interval. The requirements in this box only apply to uses of this product that are covered by the Worker Protection Standard.

Do not enter or allow worker entry into treated areas during the restricted entry interval (REI) of 24 hours.

PPE required for early entry to treated areas that is permitted under the Worker Protection Standard and that involves contact with anything that has been treated, such as plants, soil, or water is:

- coveralls,
- chemical-resistant gloves made of any water-proof material,
- chemical-resistant footwear plus socks,
- protective eyewear, and
- chemical-resistant headgear if overhead exposure is expected

Non-Agricultural Use Requirements

The requirements in this box apply to uses of this product that are NOT within the scope of the Worker Protection Standard for agricultural pesticides (40 CFR Part 170). The WPS applies when this product is used to produce agricultural plants on farms, forests, nurseries, or greenhouses.

Reentry Statement: Do not enter or allow people (or pets) to enter the treated area until sprays have dried.

1. Product Description

Designed for turfgrass applications, TZone™ SE Broadleaf Herbicide for Tough Weeds contains four active ingredients:

1. Triclopyr provides broad-spectrum weed control for some of the tough broadleaf weeds such as wild violet, ground ivy, oxalis and wild blackberry.
2. Sulfentrazone causes rapid desiccation and yellowing of the plant tissue on emerged, susceptible weeds. Sulfentrazone is in the aryl triazolone family and inhibits protoporphyrinogen oxidase (Protox), a pivotal enzyme in chlorophyll production. Without this

Equipment

All ground application equipment must be properly maintained and calibrated using appropriate carriers or surrogates. Additional requirements for ground boom application: Do not apply with a nozzle height greater than 4 feet above the crop canopy.

5. Where To Use

This product provides broadleaf weed control in the following sites:

- **Ornamental Turfgrass sites:**
 - **Residential/domestic sites** are defined as turfgrass established around areas associated with the household or home life including, but not limited to apartment complexes, condominiums, and patient care areas of nursing homes, mental institutions, hospitals, or convalescent homes.
 - **Ornamental Turf sites** include turfgrass established around residences, parks, streets, retail outlets, cemeteries, industrial and institutional buildings, recreation areas, fairgrounds, areas adjacent to athletic fields and paved areas.
 - **Institutional sites** are defined as turf areas around properties or facilities providing a service to public or private organizations including, but not limited to hospitals, nursing homes, schools, museums, libraries, sport facilities, golf courses (fairways and roughs), and office buildings.
- **Non-cropland sites:** include farmyards, fencerows or fence lines, highway rights-of-way (principal, interstate, county, private, and unpaved roads); roadsides, road shoulders, road embankments, dividers and medians; municipal, state and federal lands; airports and military installations.
- **Agricultural site:** Commercial sod production.

Prohibitions of Sites:

- Do not apply to any body of water such as lakes, streams, rivers, ponds, reservoirs, estuaries (salt water bays), or wetlands (swamps, bogs, potholes, or marshes). Do not apply to any shorelines (non-cropland sites adjacent to the edges of a body of water) for lakes, streams, rivers, ponds, reservoirs, or estuaries (salt water bays).
- Do not apply to agricultural irrigation water or irrigation ditch banks or canals.
- Do not apply to greens and tees established on golf courses.

Prohibitions:

- Do not apply this product to St Augustinegrass, creeping bentgrass, carpetgrass, dichondra, legumes, and lawns where desirable clovers are present.
- Do not broadcast apply this product when temperatures are above 85°F, some injury may be expected with spot treatments when air temperatures exceed 85°F.
- For ground application only; aerial applications are not permitted.
- Chemigation: Do not apply this product through any type of irrigation.
- Do not harvest sod within 3 months of the last application.
- Do not allow livestock to graze on any areas treated with this product.
- Do not apply this product to bare ground or paved surfaces.

State Restrictions:

Arizona: The state of Arizona has not approved this product for use on sod farms.

New York: Only one application per year of this product is allowed. This product is not allowed to be sold, distributed or used in Nassau or Suffolk Counties.

California: Make broadcast applications only between March 1 and September 1. If troublesome weeds appear during other times of the year, a spot application can be made. While irrigation is necessary and important for plant growth, apply irrigation water efficiently so that no more than 125% of the net irrigation requirement is applied for any irrigation event. Apply efficient irrigations for six months following application of sulfentrazone containing products. Do not apply product to bare ground.

Use of this product in certain portions of California, Oregon, and Washington is subject to the January 22, 2004 Order for injunctive relief in *Washington Toxics Coalition et al v. EPA C01-0123C (WD WA)* For further information please refer to EPA Web Site <http://www.epa.gov/espp/litstatus/wtc/index.htm>

6. How Much To Use

Use Rates and Spray Volumes:

Generally, the lower application rates within the specified range will provide satisfactory control of sensitive weed species. The higher application rates within the specified range will be required for dense infestations of perennial weeds, for adverse/extreme environmental conditions, or for weeds hardened off or more mature.

Table 1. Use Rates For Ornamental Turfgrass, Sod Farms, and Non-Cropland		
Species	Rate	Spray Volume
Cool-season Turf		
Kentucky bluegrass, annual bluegrass, annual ryegrass perennial ryegrass, tall fescue, red or fine leaf fescues	3.25 to 4 Pints/Acre (1.2 to 1.5 fl.oz./ 1,000 sq.ft.)	10 to 220 Gallons/Acre (0.25 to 5.0 Gallons/ 1,000 sq.ft.)
Warm-season Turf (Dormant Turf)		
Hybrid Bermudagrass, common Bermudagrass, zoysiagrass, and bahiagrass	2 to 2.25 Pints/Acre (0.75 to 0.83 fl.oz./ 1,000 sq.ft.)	10 to 220 Gallons/Acre (0.25 to 5.0 Gallons/ 1,000 sq.ft.)
<p>Dormant turf: This product may be applied to fully dormant bermudagrass, fully dormant zoysiagrass and fully dormant bahiagrass.</p> <p>Note: Do not apply to above listed warm-season turfgrass unless turf injury can be tolerated. It is impossible to test all environmental conditions for the listed warm-season turfgrass. We suggest testing this product on a small area and observe the treated area for 30 days to determine the acceptability of turf discoloration.</p> <p>Do not apply this product to warm-season turfgrass during spring green-up or in the fall during the transition period between active growth and dormancy.</p> <p>This product should only be applied to turfgrass species that are listed in Table 1 unless trial use indicates that the turf species not listed is tolerant to this product.</p>		

Turfgrass tolerance:

- Turfgrass tolerance to this product may vary, and temporary turfgrass yellowing may occur on listed warm-season turfgrass (see Table 1).
- Tolerant turf species listed on this label may exhibit temporary turf injury. The best tolerance occurs under optimal conditions for the turfgrass. Adverse environmental conditions may reduce the selectivity on the turfgrass. Injury may occur under marginal conditions (e.g. low temperatures and drought stress) or under extreme conditions (e.g. high temperatures and high humidity). To avoid turf injury, use only on turfgrass that is reasonably free of stress from diseases, insects, excess heat or cold, drought or excess rainfall/irrigation, shaded areas, low soil pH, nematodes, improper mowing or improper applications of fertilizer and pesticides. Under any of these stress conditions, to the extent consistent with applicable law, any turf damage caused by the use of this product is beyond the control of PBI/Gordon Corporation and all risk is assumed by the buyer and/or user.
- Certain spray tank additives (adjuvants, wetting agents, and surfactants), liquid fertilizers, and tank mixtures containing emulsifiable concentrates may reduce the selectivity on the turfgrass. Use adjuvants and spray additives or tank-mix combinations only when your experience indicates that the tank mixture will not result in objectionable turf injury.

Limitations on broadcast treatments for ornamental turfgrass, sod farms, and non-cropland:

The maximum application rate is 4.0 pints of product per acre per application (0.88 lb 2,4-D ae, 0.25 lb triclopyr ae, and 0.10 lb dicamba ae per acre per application). The maximum number of broadcast applications is limited to 2 per year. The minimum interval between applications is 21 days for sod farms and 30 days for non-cropland. The maximum seasonal rate is 8.0 pints of product per acre (1.75 lb 2,4-D ae, 0.50 lb triclopyr ae, and 0.20 lb dicamba ae per acre).

Spot Treatment with Hand Operated Sprayers (including backpack sprayers and pump-up type sprayers):

- Apply any time the emerged broadleaf weeds are actively growing.
- Calibration and proper application are essential when using this product.
- Uniform applications are essential when using this product. Over application or rates above those specified on this label including excessive overlaps of this product can cause turf injury.
- Hand-held techniques: Wands fitted with flat fan nozzle tips may be used with the appropriate technique. Flat fan nozzles should not be waved in a back-and-forth motion, or in a side-to-side motion, or in a swinging arm motion. Instead, the nozzle should be held stationary at the proper height. Side-to-side motion results in uneven coverage.
- Follow-up applications as spot treatments at a 30 day interval are advised for more mature weeds, for dense infestations, and for adverse environmental conditions.

- For cool-season turfgrass listed in Table 1: Mix 1.2 to 1.5 fl.oz. of this product per one (1.0) gallon of water for treatment of approximately 1,000 sq.ft of turfgrass. Apply any time the emerged broadleaf weeds are susceptible.
- For warm-season turfgrass (dormant turf) listed in Table 1: Mix 0.75 to 0.83 fl.oz. of this product per one (1.0) gallon of water for treatment of approximately 1,000 sq.ft of turfgrass. Apply any time the emerged broadleaf weeds are susceptible.

7. Application Schedules

Apply this product to broadleaf weeds that are young and actively growing for the best results. Spring and fall treatments under adequate soil moisture conditions are preferred to the summer treatments. Generally, summer broadcast applications to older, drought stressed weeds are less effective. Fall applications provide improved control for emerged winter annuals and perennials such as henbit, chickweed, clover and ground ivy.

For the Listed Residential/domestic sites, Ornamental Turf sites, Institutional sites and Agricultural sites:

Do not apply more than 2 broadcast treatments of this product per site per year. A second broadcast application or a follow-up application as a spot treatment is suggested for more mature weeds, for dense infestations, and for adverse environmental conditions.

Spot treatments during the summer may be appropriate for sparse infestations, or as a follow-up treatment, or any time broadleaf weeds are actively growing.

For the Listed Non-cropland sites:

Use only two broadcast treatments for annual and perennial weeds. Wait 30 days between treatments.

Extremes in environmental conditions e.g. temperature and moisture, soil conditions, and cultural practices may affect the activity of this product. Under warm moist conditions, herbicide symptoms may be accelerated. While under very dry conditions, the expression of herbicide symptoms is delayed, and weeds hardened off by drought are less susceptible to this product.

For Newly Seeded Areas:

Delay application of this product to grass seedlings until after the second or third mowing.

For Newly Sodded, Sprigged, or Plugged Areas:

The application of this product should be delayed until 3 to 4 weeks after the sodding, sprigging, or plugging operations.

Reseeding interval:

Treated areas may be reseeded 3 weeks after application.

Irrigation:

- Do not apply this product through any type of irrigation system.
- Rainfast in as little as 3 hours. Do not apply this product immediately before rainfall or irrigation.
- If dry conditions exist, a scheduled irrigation or watering 24 hours before and 24 hours after application is recommended.

Mowing:

Delay mowing 2 days before and until 2 days after the application of this product.

8. Broadleaf Weeds Controlled

TZone SE Broadleaf Herbicide for Tough Weeds will control or suppress the following broadleaf. Apply any time the emerged broadleaf weeds are susceptible.

Broadleaf Weeds		
Aster, white heath & white prairie	Curly dock	Ground ivy
Bedstraw	Dandelion	Groundsel
Beggarweed, creeping	Dayflower	Hawkweed
Bindweed	Deadnettle	Healall
Black medic	Dock	Henbit
Broadleaf plantain	Dogfennel	Innocence (Blue-eyed Mary)
Buckhorn plantain	English Daisy	Knotweed
Bull thistle	False dandelion	Lambsquarters
Burdock, common	(*spotted catsear & common catsear)	Lawn burweed
Buttercup, creeping	Field bindweed	Lespedeza
Carpeweed	(*mornningglory & creeping jenny)	Lespedeza sericea
Catnip	Field oxeye-daisy	Mallow, common
Chickweed	(*creeping oxeye)	Matchweed
Chicory	Filaree, whitestem & redstem	Mouseear chickweed
Cinquefoil	Florida betony	Mustard
Clover	Florida pusley	Nettle
Cudweed		(cont. on next column)

Broadleaf Weeds (cont.)		
Nutsedge** (yellow)	Poison oak	White clover (*Dutch clover, honeysuckle clover, white trefoil, & purplewort)
Old world diamond flower	Prickly lettuce (*compass plant)	Wild carrot
Oxalis (*yellow woodsorrel & creeping woodsorrel)	Puncturevine	Wild garlic
Parsley-piert	Purple cudweed	Wild geranium
Pennsylvania smartweed	Purslane	Wild lettuce
Pepperweed	Ragweed	Wild mustard
Pigweed	Red sorrel (*sheep sorrel)	Wild onion
Pineappleweed	Shepherd's purse	Wild strawberry
Plantain	Speedwell (Veronica)	Wild violet***
Poison ivy	Spurge	Yarrow
	Thistle	Yellow rocket
	Virginia buttonweed	

* Synonyms
 ** Suppression only when nutsedge is young and actively growing.
 *** For best results, apply in the spring when wild violets are blooming or apply a late fall application followed by a spring application.

STORAGE AND DISPOSAL

Do not contaminate water, food, or feed by storage and disposal.

PESTICIDE STORAGE: Store in original container in a locked storage area inaccessible to children or pets. Keep from freezing.

PESTICIDE DISPOSAL: Pesticide wastes are acutely hazardous. Improper disposal of excess pesticide, spray mixture, or rinsate is a violation of Federal law. If these wastes cannot be disposed of by use according to label instructions, contact your State Pesticide or Environmental Control Agency, or the Hazardous Waste Representative at the nearest EPA Regional Office for guidance.

For Plastic Containers – Nonrefillable with capacities equal to or less than 5 gallons:
CONTAINER HANDLING: Nonrefillable container. Do not reuse or refill this container. Triple rinse or pressure rinse container (or equivalent) promptly after emptying. Then offer for recycling, if available, or puncture and dispose of in a sanitary landfill, or by incineration, or, if allowed by state and local authorities, by burning. If burned, stay out of smoke.

Triple rinse as follows: Empty the remaining contents into application equipment or a mix tank and drain for 10 seconds after the flow begins to drip. Fill the container 1/4 full with water and recap. Shake for 10 seconds. Pour rinsate into application equipment or a mix tank or store rinsate for later use or disposal. Drain for 10 seconds after the flow begins to drip. Repeat this procedure two more times.

Pressure rinse as follows: Empty the remaining contents into application equipment or a mix tank and continue to drain for 10 seconds after the flow begins to drip. Hold container upside down over application equipment or mix tank or collect rinsate for later use or disposal. Insert pressure rinsing nozzle in the side of the container, and rinse at about 40 PSI for at least 30 seconds. Drain for 10 seconds after the flow begins to drip.

For Plastic Containers – Nonrefillable with capacities greater than 5 gallons:
CONTAINER HANDLING: Nonrefillable container. Do not reuse or refill this container. Triple rinse or pressure rinse container (or equivalent) promptly after emptying. Then offer for recycling, if available, or puncture and dispose of in a sanitary landfill, or by incineration, or, if allowed by state and local authorities, by burning. If burned, stay out of smoke.

Triple rinse as follows: Empty the remaining contents into application equipment or a mix tank. Fill the container 1/4 full with water. Replace and tighten closures. Tip container on its side and roll it back and forth, ensuring at least one complete revolution, for 30 seconds. Stand the container on its end and tip it back and forth several times. Turn the container over onto its other end and tip it back and forth several times. Empty the rinsate into application equipment or a mix tank or store rinsate for later use or disposal. Repeat this procedure two more times.

Pressure rinse as follows: Empty the remaining contents into application equipment or a mix tank and continue to drain for 10 seconds after the flow begins to drip. Hold container upside down over application equipment or mix tank or collect rinsate for later use or disposal. Insert pressure rinsing nozzle in the side of the container, and rinse at about 40 PSI for at least 30 seconds. Drain for 10 seconds after the flow begins to drip.

Area Treated: _____ Date: _____

Time Started: _____ Time Completed: _____

Targeted Pest/Disease: _____

Pesticides/Fertilizers:	EPA Reg. Number:	Rate/M:	Amount/Tank:
-------------------------	------------------	---------	--------------

1. _____

2. _____

3. _____

4. _____

5. _____

6. _____

Sprayer: _____

Gallons per Acre: _____	Speed: _____	Nozzles: _____
-------------------------	--------------	----------------

Fertilizer Spreader: _____

Width of Spread: _____	Setting: _____	N/M: _____
------------------------	----------------	------------

Weather Conditions: _____

Temperature: _____	Humidity: _____	Wind: _____
--------------------	-----------------	-------------

Amount of Product Used:

Application Notes:

Applicator: _____

Supervisor: _____

CITY OF APPLETON POLICY		TITLE: TURF MANAGEMENT PLAN	
ISSUE DATE: 10/20/99 Day of Council Adoption	LAST UPDATE: 10/20/99, 01/16/08	TEXT NAME: J:Park\Administration\Policies\Turf Management Policy	
POLICY SOURCE: Parks and Recreation Department		TOTAL PAGES: 5	
Reviewed by Attorney's Office Date: 3/6/19	Parks and Recreation Committee Approval Date: 4/8/19	Council Approval Date: 4/17/2019	

I. **Purpose**

It is the purpose of this policy to define acceptable policies and procedures for the management of turf in parks and other City of Appleton property maintained by the Parks and Recreation Department.

II. **Policy**

It is the policy of the City of Appleton Parks and Recreation Department to provide turf management practices and procedures for City parks and properties that meet the needs of users and current DNR regulation NR 151 requirements for stormwater management.

III. **Definitions**

1. Pesticides - chemicals used to manage pests such as insects, rodents and turf diseases.
2. Herbicides - chemicals used to eradicate plants such as weeds and grasses.
3. Selective Herbicides - chemicals designed to eradicate specific plants, such as broad leaf weeds, while not harming the other plant species that share common turf areas.
4. Non-selective herbicides -chemicals designed to eradicate all "green" plant life.
5. Slow-release fertilizer – fertilizer formulated to release its nutrients over a 2-3 month period of time.
6. Fast-release fertilizer - formulated to release its nutrients quickly. This quick release of nutrients provides immediate nutrients to the turf.
7. Category A Areas - parks, recreation facilities and other city properties that will have a 15% or less tolerance for weeds. These areas include athletic fields where quality turf is critical to player safety and fair play or turf areas around facilities that receive high public use or visibility.
8. Category B Areas - parks, recreation facilities and other city properties that will have a 16-40% tolerance for weeds. Included in this category are areas where turf

quality and appearance is important, but not critical. Examples of these areas include boulevards and triangles that serve as entrances to the City, along major streets and arterials, etc.

9. Category C areas - parks, recreation facilities and other city properties that will have a tolerance for weeds of greater than 40%.
10. Hard Surface Areas - sidewalks/walkways, trails, parking lots, tennis courts, basketball courts, etc. in parks or on other City property the Parks and Recreation Department maintains.
11. Properly trained staff - employee who has obtained a Pesticide Application Certification.

IV. Discussion

This plan attempts to set standards for turf quality and establish acceptable policies and procedures that will maintain turf quality and control and/or reduce the need for chemical treatment of turf areas. This can be accomplished primarily by:

1. Giving preference to non-chemical means of trimming or controlling weeds.
2. Placing mulching rings around trees to lessen the need for string trimming and herbicide use.
3. Utilizing spot application method of herbicides versus broadcast application.
4. Applying selective herbicides on an as needed basis instead of yearly.
5. Reducing the number of areas that have received occasional herbicide application in the past.
6. Proper mowing and fertilization techniques.
7. Better education of maintenance staff that used herbicides.
8. Exploring, testing, and implementing alternative methods of turf management particularly methods designed to reduce the use of herbicides.

IV. Policies and Procedures

1. The Parks and Recreation Department shall only provide managed turf areas in those areas and locations that require that are identified in Categories A, B, and C.
2. Natural areas shall be developed and maintained wherever that level of service is appropriate.
3. All NR 151 requirements shall be followed before the application of any fertilizer, including soil testing, development of a comprehensive turf management plan for each park, facility and/or property.
4. The controlled use of selective and non-selective herbicides shall be applied using the following policies and procedures.
 - A. The application of herbicides will only be considered when the quality of turf for an area does not meet the established standards and all other methods to improve the turf quality are ineffective or cost prohibitive.
 - B. Only properly trained staff or someone under their direction shall apply any herbicide. ATCP 29.26(2.a)

- C. The application of any herbicide will follow the directions on the product label.
 - D. Spray patterns for non-selective herbicides will not exceed 6" around any object or on either side of a fence line when using non-selective herbicides (exception for softball/baseball warning track area).
 - E. Herbicide applications for broadleaf control will be applied in fall with a systemic herbicide which will be absorbed into the plant within 24 hours.
 - F. The application of herbicides on athletic fields will be scheduled when the fields are not scheduled for use for a minimum of 24 hours.
 - G. Herbicides will not be used on hard surfaces in close proximity to storm sewers.
 - H. Only a vinegar, soap and water mixture will be used around playground equipment.
 - I. Spot application as opposed to broadcast application will be used whenever feasible.
 - J. Caution will be used when applying herbicides along waterways, rivers, etc.
5. The controlled use of fertilizers shall be applied using the following policies and procedures.
- A. Fertilizers will be used when establishing or re-establishing new turf areas (sodding may be suggested more frequently).
 - B. The amount of fertilizer applied to parks, athletic fields or other City properties will be determined by soil testing results and standards identified in Wisconsin DNR Technical Standard #1100 and other accepted turf management practices.
 - C. Fertilizers will be swept off or removed from paved areas.
 - D. A mixture of slow and fast release types of fertilizer will generally be used (slow release only may have a greater tendency to run-off in late fall or early spring and needs a higher ground temperature to be most effective).
 - E. Fertilizers will usually be applied in the fall.
 - F. If necessary, only fast release fertilizers will be used in close proximity to water (less chance of run-off).
6. Other general turf management policies and procedures will include:
- A. Preference will be given to non-chemical means of controlling turf growth around trees, posts, under fences, etc.
 - B. As time permits, park maintenance crews will place mulch rings around trees thus reducing the need for string trimming or herbicide use.
 - C. Mower heights will be set at 2-1/2" – 3".
 - D. A frequent mowing schedule is preferred, ideally never trimming more than 1/3 off the grass plant. Proper mowing will eliminate 60-70% of potential weed problems.
 - E. Whenever possible, mulching mowers will be used.
7. All hard surface areas will have a Category A classification if the following conditions exist:

- A. Undesirable weeds that grow in cracks can create an unsafe surface for users.
- B. Untreated weeds in hard surface cracks can lead to surface damage and follow - up repair.
- C. Application of herbicides in hard surface areas is scheduled to prevent or minimize any public contact. If contact were to occur it would be limited to footwear of those walking over the sprayed area.

City of Appleton
Parks and Recreation Department
Classifications of Parks and Other City Properties

Category A

- All Fire Stations
- Appleton Parks and Recreation Department Office
- Athletic Fields in City Parks
- College Avenue and Memorial Drive Triangle
- Erb Pool
- Hadzi Square
- Houdini Plaza
- Library
- Mead Pool
- Municipal Service Building
- Police Department
- Reid Golf Course
- Scheig Center
- Valley Transit Operations Facility
- Wastewater Treatment Plant Office Area
- Water Treatment Plant Office Area

Category B

- Highview Trail
- Lake Park Rd.
- Meadow Grove Boulevard
- Memorial Drive
- Midway Road
- Northland Avenue Boulevards
- Park Hill Drive
- Providence Trail
- Richmond and Glendale Triangle
- S. Oneida Street
- S. Richmond and W. College Avenue Boulevard
- Wastewater Treatment Plant (Excluding office area)
- Water Treatment Plant (Excluding office area)
- Woodward Way Segment of Newberry Trail

Category C

- All Parks
- Other City properties not mentioned above



PARKS & GROUNDS OPERATIONS MANUAL

Appleton Parks, Recreation, & Facilities Management Department

11/14/22

Table of Contents

Purpose	3
Quality of Work	3
Introduction to Modes	3
Element Description	4
Detailed Mode Description	4-11
Park Mode Identification	11-47
Maintenance Standards for Parks	48-55
Athletic Facilities	
Playgrounds	
Shelter Facilities	
Tennis Courts	
Basketball Courts	
Sand Volleyball Courts	
Parks: General Standards	
Maintenance Standards for Pools	55-57
Parks, Recreation, Open Spaces & Greenway Guidelines	57
Park Inventory	57-60
Maintenance Schedule	61
Appendix	62-100

Purpose

This park maintenance operations manual was developed by the City of Appleton Parks, Recreation, & Facilities Department to outline the processes and frequencies used to maintain over 637 acres of parkland, 32 designated parks, 22 shelters, 21 restrooms, 29 playgrounds, 17 baseball/softball fields, 3 soccer fields, 7 general purpose fields, 15 tennis courts, 11 basketball courts, 8 pickleball courts, 3 volleyball courts, 2 aquatic centers, 5 ice skating/hockey areas, 2 disc golf courses, 86 acres of boulevard islands and 13.2 miles of trails. In order to standardize the operations, the development of this manual uses *the mode system* as recognized by the National Recreation and Park Association. This manual conforms to the maintenance standards set forth by the National Recreation and Park Association.

This manual has been prepared as a guide to the City of Appleton's Parks, Recreation, and Facilities Maintenance staff. It serves as general direction for the area and frequency of maintenance for our parks, grounds, facilities, and equipment.

It is the employee's responsibility to contact their immediate supervisor for instruction on circumstances not covered in this manual. It is also the employee's responsibility to take notice of safety conditions at each park, facility, play unit, ball field, pool, tennis court or on each piece of equipment and take immediate action to secure against accident or injury until the hazard can be corrected or eliminated.

Quality of Work

The City of Appleton is unique in the myriad inspections and surveys it performs: Goose survey for park goose dropping cleanup, sledding hill inspection for safety, monthly and annual recreational trail inspection, playground safety inspection, and a general park evaluation. The evaluations or inspections will be completed by the Grounds Manager or designee (Grounds Technician, Grounds Coordinator, etc.). They shall be completed, and kept on file in the office of Parks, Recreation, and Facilities. These forms are found in the appendix section.

Introduction to Modes

The Appleton Parks, Recreation, and Facilities Department has adopted the Park Maintenance Standards of the National Recreation and Park Association. These standards use modes to classify the means of maintaining parks, and the associated maintenance frequency. Each mode is broken into fourteen elements. Every park or accompanied facilities may not contain all elements of each mode. Below is the general mode designations (1-6) and element descriptions.

Mode I- Entails state of the art maintenance applied to a high usage, diverse landscape such as high traffic urban areas to include public squares, malls, or high coverage parks.

Mode II- Entails high level maintenance associated with well-developed park areas with reasonably high usage.

Mode III- Entails moderate level maintenance associated with moderate or low development of parks, moderate or low levels of usage.

Mode IV- Entails low level of maintenance associated with undeveloped or remote parks with low usage.

Mode V- Entails minimum level maintenance for natural areas associated with possible recreation.

Mode VI- Entails maintenance of minimum level for undeveloped properties.

Element Description

- | | |
|-------------------------------|--|
| 1. Turf Care | mowing, aeration, reseeding or sodding, weed control |
| 2. Fertilizer | fertilization of turf, trees, shrubs or floral plantings |
| 3. Irrigation | automated or manual watering of turf, trees, shrubs or floral plantings |
| 4. Litter Control | pick-up and disposal of trash, receptacles service and cleaning |
| 5. Pruning | growth control of trees, shrubs and floral plantings |
| 6. Disease and Insect Control | prevention, correction and management of disease and/or insects in turf, trees, shrubs, floral plantings or buildings either by chemical or cultural methods |
| 7. Snow Removal | removal of snow and ice from roadways, parking areas and walkways |
| 8. Lighting | cleaning, lamp replacement and maintenance of security, field, accent, or walkway lights |
| 9. Surfaces | sweeping, cleaning, washing and maintenance of walkways, floors or play surfaces |
| 10. Repairs | maintenance required from inspection, schedule, or vandalism to facilities or equipment |
| 11. Inspection | visual and physical examination of a park, facility, equipment or component of the aforementioned to insure compliance, safety, and proper operation |
| 12. Floral Planting | watering, fertilizing, disease control, pruning, weeding, planting or removal of ornamental or flowering plants |
| 13. Restrooms | cleaning, sweeping, washing and stocking restrooms |
| 14. Special Features | maintenance of equipment or facilities such as fountains, drinking fountains, sculptures, speaker systems, flag poles, goals, nets, screens, and parking |

Mode I

State-of-the-art maintenance applied to a high quality diverse landscape. Usually associated with high traffic urban areas such as public squares, malls governmental grounds or high visitation parks.

1. *Turf Care* – Grass height maintained according to species and variety of grass. Mowed at least once every five working days but may be as often as once every three working days. Aeration as required, not less than

four times per year. Reseeding or sodding as needed. Weed control should be practiced so that no more than one percent of the surface has weeds present.

2. *Fertilizer* – Adequate fertilization applied to plant species according to their optimum requirements. Application rates and times should ensure an even supply of nutrients for the entire year. Nitrogen, phosphorus and potassium percentages should follow local recommendations for storm water management. Trees, shrubs and flowers should be fertilized according to their individual requirements of nutrients for optimum growth. Unusually long or short growing season may modify the requirement slightly. Must meet NR 151.

3. *Irrigation* – Electric automatic commonly used. Some manual systems could be considered adequate under plentiful rainfall circumstances and adequate staffing. Frequency of use follows rainfall, temperature, seasonal length and demands of plant material.

4. *Litter control* – Minimum of once per day, 7 days per week. Extremely high visitation may increase the frequency. Receptacles should be plentiful enough to hold all trash generated between servicing without normally overflowing.

5. *Pruning* – Frequency dictated primarily by species and variety of trees and shrubs. Length of growing season and design concept are also controlling factor as are clipped hedges versus natural style. Timing usually scheduled to coincide with low demand periods or to take advantage of special growing characteristics such as pruning after flowering.

6. *Disease and Insect Control* – Control program may use any of three philosophies: 1) Preventative; a scheduled chemical or cultural program designed to prevent significant damage. 2) Corrective; application of chemical or mechanical controls designed to eliminate observed problems. 3) Integrated pest management (IPM); Integrated Pest Management is an effective and environmentally sensitive approach to pest management that relies on a combination of common-sense practices. IPM programs use current, comprehensive information on the life cycles of pests and their interaction with the environment. This information, in combination with available pest control methods, is used to manage pest damage by the most economical means, and with the least possible hazard to people, property, and the environment, withholding any controls until such time as pests demonstrate damage to plant materials or become a demonstrated irritant in the case of flies, mosquitoes, gnats, etc. At this maintenance level the controlling objective is to not have the public notice any problems. It is anticipated at Mode I that problems will either be prevented or observed at a very early stage and corrected immediately.

7. *Snow removal* – Snow removal starts the same day as accumulation of ½ inch of snow is present. At no time will snow be permitted to cover transportation or parking surfaces later than noon of the day after the snow stops. Applications of snow/ice melting compounds and/or gravel are appropriate to reduce the danger of injury due to falls.

8. *Lighting* – Maintenance should preserve the original design. Damaged systems should be repaired as quickly as they are discovered. Bulb replacement should be done during the first working day after the outage is reported.

9. *Surfaces* – Sweeping, cleaning and washing of surfaces needs to be done so that at no time does an accumulation of sand, dirt and leaves distract from the appearance or safety of the area. Repainting or restaining of structures should occur when weather or wear deteriorate the appearance of the covering. Wood surfaces requiring oiling should be done a minimum of four times per year. Stains to surfaces should be

taken off within five working days. Graffiti should be washed off or painted over the next working day after reported. Vandalized surfaces should be returned to their original condition within five working days.

10. Repairs – Repairs to all elements of the design should be done immediately upon discovery provided replacement parts and technicians are available to accomplish the job. When disruption to the public might be major and the repair is not considered critical, repairs may be postponed to a time period which is least disruptive.

11. Inspection – These areas should be done daily by a member of the staff.

12. Floral plantings – Normally extensive or unusual floral plantings are part of the design. These may include ground level beds, planters or hanging baskets. Often multiple plantings are scheduled, usually at least two blooming cycles per year. Some designs may call for a more frequent rotation of bloom. Maximum care of watering, fertilizing, disease control, disbudding and weeding is necessary. Weeding flowers and shrubs is done a minimum of once per week. The desired standard is essentially weed free.

13. Restrooms – Not always a part of the design but where required will normally receive no less than once per day servicing. Especially high traffic areas may require multiple servicing or a person assigned as an attendant.

14. Special features – Features such as fountains, drinking fountains, sculptures, speaker systems, structural art, flag poles or parking and crowd control devices may be part of the integral design. Maintenance requirements can vary drastically but for this mode it should be to the highest possible order.

Mode II

High level maintenance – Associated with well-developed park areas with reasonably high visitation.

1. Turf care – Grass cut every 5-7 working days. Reseeding or sodding when bare spots are present. Weed control practiced when weeds present visible problem or when weeds represent 5 percent of the turf surface. Some pre-emergent products may be utilized at this level.

2. Fertilizer – Adequate fertilizer level to ensure that all plant materials are healthy and growing vigorously. Amounts depend on species, length of growing season, soils and rainfall. Distribution should ensure an even supply of nutrients for the entire year. Nitrogen, phosphorus and potassium percentage should follow local recommendations for storm water management.

3. Irrigation – Some type of irrigation system is available. Frequency of use follows rainfall, temperature, seasonal length, and demands of plant material.

4. Litter control – Minimum of once per day, five days a week. Off-site movement of trash dependent on size of containers and use by the public. High use may dictate once per day cleaning or more. Containers are serviced a minimum of once a month during summer and cleaned before being put away for winter.

5. Pruning – Usually done at least once per season unless species planted dictate more frequent attention. Sculptured hedges or high growth species may dictate a more frequent requirement than most trees and shrubs in natural growth style plantings.

6. *Diseases and disease control* – Usually done when disease or insects are inflicting noticeable damage, reducing vigor or plant materials or could be considered a nuisance to the public. Some preventative measures may be utilized such as systemic chemical treatments. Cultural prevention of disease problems can reduce time spent in this category. Some minor problems may be tolerated at this level.
7. *Snow removal* – Snow removed by the end the business day following a snowfall greater than 1”. Gravel and/or snow melt may be utilized to reduce ice accumulation.
8. *Lighting* – Bulb replacement should be done during the first working day after the outage is reported.
9. *Surfaces* – Should be cleaned, repaired, repainted or replaced when appearance has noticeably deteriorated.
10. *Repairs* – Should be done whenever safety, function, or appearance is in question.
11. *Inspection* – Inspection by some staff member at least once a day when regular staff is scheduled.
12. *Floral plantings* – Some sort of floral planting present. Normally no more complex than two rotations of bloom per year. Care cycle usually at least once per week except watering may be more frequent. Health and vigor dictate cycle of fertilization and disease control. Beds essentially kept weed free.
13. *Restrooms* – When present, should be maintained at least once per day if they are open for public use. High use may dictate two servicings or more per day. Servicing frequency should ensure an adequate supply of paper and that restrooms are reasonably clean and free from offensive odors.
14. *Special features* – Should be maintained for safety, function and high quality appearance as per established design.

Mode III

Moderate level maintenance – Associated with locations with moderate to low levels of development, moderate to low levels of visitation or with agencies that because of budget restrictions, can't afford a high intensity of maintenance.

1. *Turf care* – Cut once every 10 working days. Normally not aerated unless turf quality indicates a need, or in anticipation of an application of fertilizer. Reseeding or re-sodding done only when major bare spots appear. Weed control measure normally used when 50 percent of small areas are weed infested or general turf quality is low in 15 percent or more of the surface area.
2. *Fertilizer* – Applied only when turf vigor seems to be low. Low level application done on a once per year basis. Rate suggested is one-half the level recommended for species and variety.
3. *Irrigation* – Dependent on climate. Rainfall locations above 25 inches a year usually rely on natural rainfall with the possible addition of portable irrigation during period of drought. Where manual servicing is required two to three times per week operation would be the norm. This is a general statement.
4. *Litter control* – Minimum service of two to three times per week. High use may dictate higher levels during warm season.

5. *Pruning* – When required for health or reasonable appearance. With most tree and shrub species this would not be more frequent than once every two or three years.
6. *Disease and Insect Control* – Done only on epidemic or serious complaint basis. Control measures may be put into effect when the health or survival of the plant material is threatened or where public's comfort is concerned.
7. *Snow removal* – Snow removal done based on local ordinance requirements but generally accomplished within 24 hours of the snow ending. Some cross walks or surfaces may not be cleared at all.
8. *Lighting* – Replacement or repair of fixtures when report filed or when noticed by employees, generally within 1 day.
9. *Surfaces* – Cleaned on complaint basis. Repaired or replaced as budget allows.
10. *Repairs* – Should be done whenever safety or function is in question.
11. *Inspections* – Once per week.
12. *Floral planting* – Only perennials or flowering trees or shrubs.
13. *Restrooms* – When present, serviced a minimum of 5 times per week. Seldom more than once each day.
14. *Special features* – Minimum allowable maintenance for features present with function and safety in mind.

Mode IV

Moderately low level – Usually associated with low level of development, low visitation, undeveloped areas or remote parks.

1. *Turf care* – Low frequency mowing schedule based on species. Low growing grasses may not be mowed. High grasses may receive periodic mowing to aid public use or reduce fire danger. Weed control limited to legal requirement of noxious weeds and meet NR 40 rule.
2. *Fertilizer* – Not fertilized.
3. *Irrigation* – No irrigation.
4. *Litter control* – Once per week or less. Complaint may increase level above one servicing.
5. *Pruning* – No regular trimming. Safety or damage from weather may dictate actual work schedule.
6. *Disease and Insect Control* – None except where epidemic and epidemic condition threatens the resource or public.
7. *Snow removal* – None except where major access ways or active parking areas dictate the need for removal.

8. *Lighting* – Replacement or repair of fixtures generally within 3-5 days of being reported or noticed.
9. *Surfaces* – Replaced or repaired when safety is a concern and when budget is available.
10. *Repairs* – Should be done when safety or function is in question.
11. *Inspections* – Once per month.
12. *Floral plantings* – None, may have wildflowers, perennials, flowering trees or shrubs in place.
13. *Restrooms* – When present, five times per week.
14. *Special features* – Minimum maintenance to allow safe use.

Mode V

High visitation natural areas – Usually associated with large urban or regional parks. Size and use frequency may dictate resident maintenance staff. Road, pathway or trail systems relatively well- developed. Other facilities at strategic locations such as entries, trail heads, building complexes and parking lots.

1. *Turf care* – Normally not mowed but grassed parking lots, approaches to buildings or road shoulders, may be cut to reduce fire danger. Weed control on noxious weeds meeting NR 40 specifications.
2. *Fertilizer* – None.
3. *Irrigation* – None.
4. *Litter control* – Based on visitation, may be more than once per day if crowds dictate that level.
5. *Pruning* – Only done for safety.
6. *Disease and Insect Control* – Done only to ensure safety or when problem seriously discourages public use.
7. *Snow removal* – One day service on roads and parking areas.
8. *Lighting* – Replacement or repair of fixtures generally within 3-5 days of being reported or noticed.
9. *Surfaces* – Cleaned on complaint. Repaired or replaced when budget will permit.
10. *Repairs* – Done when safety or function impaired. Should have same year service on poor appearance.
11. *Inspections* – Once per day when staff is available.

12. *Floral plantings* – None introduced except at special locations such as interpretive buildings, headquarters, etc. Once per week service on these designs. Flowering trees and shrubs, wildflowers, present but demand no regular maintenance.

13. *Restrooms* – Frequency geared to visitor level. Once a day is common routine but for some locations and reasons frequency may be more often.

14. *Special features* – Repaired whenever safety or functions are a concern. Appearance corrected in the current budget year.

Mode VI

Minimum maintenance level – Low visitation natural area or large urban parks that are undeveloped.

1. *Turf care* – Not mowed. Weed control only if legal requirements demand it.

2. *Fertilizer* – Not fertilized.

3. *Irrigation* – No irrigation.

4. *Litter control* – On demand or complaint basis.

5. *Pruning* – No pruning unless safety is involved.

6. *Disease and Insect Control* – No control except in epidemic or safety situations.

7. *Snow removal* – Snow removal only on strategic roads and parking lots. Accomplished within 36 hours after snow ends.

8. *Lighting* – Replacement on complaint basis.

9. *Surfaces* – Serviced when safety is a concern.

10. *Repairs* – Should be done when safety or function is in question.

11. *Inspections* – Once per year.

12. *Floral plantings* – None.

13. *Restrooms* – Service based on need.

14. *Special features* – Service based on lowest acceptable frequency for feature. Safety and function interruption a concern when either seems significant.

Alicia Park – Neighborhood Park

	Turf Care	Fertilize	Irrigate	Litter	Pruning	Snow	Lighting	Surfaces	Repairs	Inspection	Plantings	Restrooms	Special Features
Amphitheater													
Ball Fields													
Basketball Court													
Disc Golf													
Drinking Water										2			2
Fences													
General Lawn	3	3	4	2	3		2	2	1	3	2		
Parking Lot				2		6	2	2	2	4			
Pavilion/Shelter				2			2	2	1	2		1	
Picnic Tables/Benches									1	2			
Playgrounds*				2			2	2	1	2			
Restrooms**				1			2	2	1	2		2	
Shrubs			4	2	3					3	2		
Sidewalks													
Soccer													
Special Feature***			4	2	3					3	2		2
Swimming Pool													
Tennis (Lit/Unlit)													
Trails				2			2	2	1	3			
Trees			3		3				2	6			
Volleyball													

*ADA Compliant

**Not ADA Compliant

***Alice Memorial Planting

Appleton Memorial Park – Community Park

	Turf Care	Fertilize	Irrigate	Litter	Pruning	Snow	Lighting	Surfaces	Repairs	Inspection	Plantings	Restrooms	Special Features
Amphitheater				2			2	2	1	2			
Ball Fields	1	1	1-2	1			1	1	1	1			
Basketball Court													
Disc Golf													
Drinking Water										2			2
Fences									1	1			
General Lawn	3	3	4	2	3		2	2	1	3			
Ice Rink						1	2			2			
Parking Lot				2		5	2	2	2	4			
Pavilion/Shelter				2			2	2	1	2		1	
Picnic Tables/Benches									1	2			
Playgrounds*				2			2	2	1	2	2		
Restrooms*				1			2	2	1	2		2	
Shrubs			4	2	3					3	2		
Sidewalks						2	2	2	1-2	3			
Sledding Hills				2			2			2			
Soccer	1	1	2	1			1	1	1	1			
Special Feature													
Swimming Pools													
Tennis (Lit/Unlit)													
Trails				2		5	2	2	2	3	4		
Trees			3		3				2	6			
Volleyball													

*ADA Compliant

Arbutus Park – Neighborhood Park

	Turf Care	Fertilize	Irrigate	Litter	Pruning	Snow	Lighting	Surfaces	Repairs	Inspection	Plantings	Restrooms	Special Features
Amphitheater													
Ball Field													
Basketball Court													
Disc Golf													
Drinking Water													
Fences													
General Lawn	3	3	4	2	3		2	2	1	3	2		
Parking Lot													
Pavilion/Shelter													
Picnic Tables/Benches									1	2			
Playground*				2			2	2	1	2			
Restrooms													
Shrubs			4	2	3								
Sidewalks						2	2	2	1-2	3			
Soccer													
Special Feature													
Swimming Pools													
Tennis (Lit/Unlit)													
Trails													
Trees			3		3				2	6			
Volleyball													

*ADA Compliant

City Park-Neighborhood Park

	Turf Care	Fertilize	Irrigate	Litter	Pruning	Snow	Lighting	Surfaces	Repairs	Inspection	Plantings	Restrooms	Special Features
Amphitheater													
Ball Field													
Basketball Court													
Disc Golf													
Drinking Water										2			2
Fences													
General Lawn	3	3	4	2	3		2	2	1	3	2		
Parking Lot													
Pavilion/Shelter				2			2	2	1	2		1	
Picnic Tables/Benches									1	2			
Playground*				2			2	2	1	2			
Restrooms*				1			2	2	1	2		2	
Shrubs			4	2	3					3	2		
Sidewalks						2	2	2	1-2	3			
Soccer													
Special Feature**			4	2	3		2	2	1	2	2		2
Swimming Pools													
Tennis													
Trails													
Trees			3		3				2	6			
Volleyball													

*ADA Compliant

**Water Fountain/Appleton Plaza Planting

Colony Oaks Park-Neighborhood Park

	Turf Care	Fertilize	Irrigate	Litter	Pruning	Snow	Lighting	Surfaces	Repairs	Inspection	Plantings	Restrooms	Special Features
Amphitheater													
Ball Field													
Basketball Court				2				1	1	2			
Disc Golf													
Drinking Water										2			2
Fences									1-2	2			
General Lawn	3	3	4	2	3		2	2	1	3	2		
Parking Lot													
Pavilion/Shelter				2			2	2	1	2		1	
Picnic Tables/Benches									1	2			
Playground*				2			2	2	1	2			
Restrooms**				1			2	2	1	2		2	
Shrubs			4	2	3					3	2		
Sidewalks							2	2	1-2	3			
Soccer													
Special Feature													
Swimming Pools													
Tennis (Unlit)				2					2	1-2	2		
Trails													
Trees			3		3					2	6		
Volleyball				2				2	2	2			

*ADA Compliant

**Not ADA Compliant

Derks Park-Neighborhood Park

	Turf Care	Fertilize	Irrigate	Litter	Pruning	Snow	Lighting	Surfaces	Repairs	Inspection	Plantings	Restrooms	Special Features
Amphitheater													
Ball Field													
Basketball Court													
Disc Golf													
Drinking Water										2			2
Fences													
General Lawn	3	3	4	2	3		2	2	1	3	2		
Parking Lot													
Pavilion/Shelter				2			2	2	1	1		1	
Picnic Tables/Benches									1	2			
Playground*				2			2	2	1	2			
Restrooms*				1			2	2	1	2		2	
Shrubs			4	2	3					3	2		
Sidewalks						2	2	2	1-2	3			
Soccer													
Special Feature													
Swimming Pools													
Tennis (Lit/Unlit)													
Trails													
Trees			3		3				2		6		
Volleyball													

*ADA Compliant

Einstein Park-Neighborhood Park

	Turf Care	Fertilize	Irrigate	Litter	Pruning	Snow	Lighting	Surfaces	Repairs	Inspection	Plantings	Restrooms	Special Features
Amphitheater													
Ball Field	1	1	5	1				1	1	1			
Basketball Court				2				1	1	2			
Disc Golf													
Drinking Water													
Fences									1	1			
General Lawn	3	3	4	2	3		2	2	1	3			
Parking Lot				2				2	2	4			
Pavilion/Shelter													
Picnic Tables/Benches									1	2			
Playground*				2			2	2	1	2			
Restrooms													
Shrubs													
Sidewalks							2	2	1-2	3			
Soccer													
Special Feature													
Swimming Pools													
Tennis (Unlit)				2				2	1-2	2			
Trails													
Trees			3		3				2	6			
Volleyball													

*Not ADA Compliant

Ellen Kort Peace Park-Neighborhood Park

	Turf Care	Fertilize	Irrigate	Litter	Pruning	Snow	Lighting	Surfaces	Repairs	Inspection	Plantings	Restrooms	Special Features
Amphitheater													
Ball Field													
Basketball Court													
Disc Golf													
Drinking Water													
Fences													
General Lawn	3	3	4	2	3		2	2	1	3			
Parking Lot													
Pavilion/Shelter													
Picnic Tables/Benches									1	2			
Playground*													
Restrooms													
Shrubs													
Sidewalks							2	2	1-2	3			
Soccer													
Special Feature													
Swimming Pools													
Tennis (Unlit)													
Trails													
Trees													
Volleyball													

*Not ADA Compliant

Erb Park-Community Park

	Turf Care	Fertilize	Irrigate	Litter	Pruning	Snow	Lighting	Surfaces	Repairs	Inspection	Plantings	Restrooms	Special Features
Amphitheater													
Ball Field													
Basketball Court				2				1	1	2			
Disc Golf													
Drinking Water										2			2
Fences									1	1			
General Lawn	3	3	4	2	3		2	2	1	3	2		
Ice Rink						1	2			2			
Parking Lot				2	5	2	2	2	4				
Pavilion/Shelter				2		2	2	1	2		1		
Picnic Tables/Benches									1	2			
Playground*				2			2	2	1	2			
Restrooms**				1			2	2	1	2		2	
Shrubs			4	2	3					3	2		
Sidewalks						2	2	2	1-2	3			
Soccer	2	2	4										
Sledding Hills							2	2		2			
Special Feature													
Swimming Pools				1			1	1	1	1		1	
Tennis*** (Lit/Unlit)				2			2	2	1-2	2			
Trails				2		5	2	2	2	3			
Trees			3		3				2	6			
Volleyball													

*ADA Compliant

**Not ADA Compliant

***One Lit/One Unlit

Erb Pool

	Turf Care	Fertilize	Irrigate	Litter	Pruning	Snow	Lighting	Surfaces	Repairs	Inspection	Plantings	Restrooms	Special Features
Amphitheater													
Ball Field													
Basketball Court													
Disc Golf													
Drinking Water									2				2
Fences									1	1			
General Lawn	1	1	1								1		
Ice Rink													
Parking Lot				2		5	2	2	2	4			
Pavilion/Shelter													
Picnic Tables/Benches									1	2			
Playground													
Restrooms*				1			2	2	1	1		1	
Shrubs													
Sidewalks							2	2	1-2	2			
Soccer													
Sledding Hills													
Special Feature													
Swimming Pools							1	1	1	1			
Tennis (Lit/Unlit)													
Trails													
Trees													
Volleyball													

*ADA Compliant

Green Meadows Park-Neighborhood Park

	Turf Care	Fertilize	Irrigate	Litter	Pruning	Snow	Lighting	Surfaces	Repairs	Inspection	Plantings	Restrooms	Special Features
Amphitheater													
Ball Field													
Basketball Court				2				2	1	2			
Disc Golf													
Drinking Water										2			2
Fences													
General Lawn	3	3	4	2	3		2	2	1	3	2		
Parking Lot													
Pavilion/Shelter				2			2	2	1	3	2		
Picnic Tables/Benches									1	2			
Playground*				2			2	2	1	2	2		
Restrooms**				1			2	2	1	2		2	
Shrubs			4	2	3					3	2		
Sidewalks							2	2	1-2	3			
Soccer	2	2											
Special Feature													
Swimming Pools													
Tennis (Unlit)				2				2	1-2	3			
Trails													
Trees			3		3				2	6			
Volleyball													

*ADA Compliant

**Not ADA Compliant

Highview Park-Neighborhood Park

	Turf Care	Fertilize	Irrigate	Litter	Pruning	Snow	Lighting	Surfaces	Repairs	Inspection	Plantings	Restrooms	Special Features
Amphitheater													
Ball Field													
Basketball Court				2				2	1-2	2			
Disc Golf													
Drinking Water										2			2
Fences													
General Lawn	3	3	4	2	3		2	2	1	3	2		
Ice Rink						1							
Parking Lot													
Pavilion/Shelter				2			2	2	1	2		1	
Picnic Tables/Benches									1	2			
Playground*				2			2	2	1	2			
Restrooms*				1			2	2	1-2			2	
Shrubs			4	2	3					3	2		
Sidewalks						2	2	2	1-2	2			
Soccer	2	2											
Special Feature													
Swimming Pools													
Tennis (Lit/Unlit)				2				2	1-2	3			
Trails													
Trees			3		3				2	6			
Volleyball													

*ADA Compliant

Hoover Park-Neighborhood Park

	Turf Care	Fertilize	Irrigate	Litter	Pruning	Snow	Lighting	Surfaces	Repairs	Inspection	Plantings	Restrooms	Special Features
Amphitheater													
Ball Fields	1	1	4	1				1	1	2			
Basketball Court													
Disc Golf													
Drinking Water										2			2
Fences									1	1			
General Lawn	3	3	4	2	3		2	2	1	3			
Parking Lot													
Pavilion/Shelter				2			2	2	1	2		1	
Picnic Tables/Benches									1	2			
Playground*				2			2	2	1	2			
Restrooms*				1			2	2	1	2			
Shrubs			4	2	3					3	2		
Sidewalks							2	2	1-2	3			
Soccer	2	2	4										
Special Feature													
Swimming Pools													
Tennis (Lit/Unlit)													
Trails													
Trees			3		3				2	6			
Volleyball													

*ADA Compliant

Houdini Plaza-Special Event Area

	Turf Care	Fertilize	Irrigate	Litter	Pruning	Snow	Lighting	Surfaces	Repairs	Inspection	Plantings	Restrooms	Special Features
Amphitheater													
Ball Field													
Basketball Court													
Disc Golf													
Drinking Water													
Fences													
General Lawn	2	2	3	2	3	2	2	2	1-2	2	2		
Parking Lot													
Pavilion/Shelter													
Picnic Tables/Benches									1	2			
Playground													
Restrooms													
Shrubs			3	2	2								
Sidewalks						2	2	2	1-2	2			
Soccer													
Special Feature*									1	2			
Swimming Pools													
Tennis (Lit/Unlit)													
Trails													
Trees			3		3				2	4			
Volleyball													

*Gates

Jaycee Park-Neighborhood Park

	Turf Care	Fertilize	Irrigate	Litter	Pruning	Snow	Lighting	Surfaces	Repairs	Inspection	Plantings	Restrooms	Special Features
Amphitheater													
Ball Field	1	1	4	1				1	1	1			
Basketball Court				2				1	1	2			
Disc Golf													
Drinking Water									2				2
Fences									1	1			
General Lawn	3	3	4	2	3		2	2	1	3			
Parking Lot													
Pavilion/Shelter				2			2	2	1	2		1	
Picnic Tables/Benches									1	2			
Playground*				2			2	2	2	2		2	
Restrooms**				1			2	2	1	2		2	
Shrubs			4	2	3					3	2		
Sidewalks						2	2	2	1-2	3			
Soccer													
Special Feature													
Swimming Pools													
Tennis (Lit/Unlit)													
Trails													
Trees			3		3				2	6			
Volleyball				2				2	2	2			

*ADA Compliant

**Not ADA Compliant

Jones Park-Neighborhood Park

	Turf Care	Fertilize	Irrigate	Litter	Pruning	Snow	Lighting	Surfaces	Repairs	Inspection	Plantings	Restrooms	Special Features
Amphitheater				2			2					2	
Ball Field													
Basketball Court													
Disc Golf													
Drinking Water									2				2
Fences													
General Lawn	3	3	4	2	3		2	2	1	3			
Hockey Rink						1	2			2			
Ice Rink						1	2						
Parking Lot				2		5	2	2	2	4			
Pavilion/Shelter				2			2	2	1	2			
Picnic Tables/Benches									1	2			
Playground*				2			2	2	1	2			
Restrooms**				1			2	2	1-2	3			
Shrubs			4	2	3					3	2		
Sidewalks													
Soccer													
Special Feature													
Swimming Pools													
Tennis (Lit/Unlit)													
Trails													
Trees			3		3				2	6			
Volleyball													

*ADA Compliant **Not ADA Compliant

Kiwanis Park-Neighborhood Park

	Turf Care	Fertilize	Irrigate	Litter	Pruning	Snow	Lighting	Surfaces	Repairs	Inspection	Plantings	Restrooms	Special Features
Amphitheater													
Ball Field	1	1	4	1				1	1	1			
Basketball Court								2	1	1			
Disc Golf									2				2
Drinking Water													
Fences									1	1			
General Lawn	3	3	4	2	3		2	2	1	3			
Parking Lot													
Pavilion/Shelter				2			2	2	1	2		1	
Picnic Tables/Benches									1	2			
Playground*				2			2	2	1	2			
Restrooms*				1			2	2	1	2			
Shrubs			4	2	3								
Sidewalks							2	2	1-2	3			
Soccer	2	2											
Special Feature													
Swimming Pools													
Tennis (Lit/Unlit)													
Trails													
Trees			3		3			2	6				
Volleyball													

*ADA Compliant

Linwood Park-Neighborhood Park

	Turf Care	Fertilize	Irrigate	Litter	Pruning	Snow	Lighting	Surfaces	Repairs	Inspection	Plantings	Restrooms	Special Features
Amphitheater													
Ball Field	1	1	4	1				1	1	1			
Basketball Court				2				1	1	2			
Disc Golf													
Drinking Water									2				2
Fences									1	1			
General Lawn	3	3	4	2	3		2	2	1	3			
Parking Lot				2			2	2	2	4			
Pavilion/Shelter				2			2	2	1	2		1	
Picnic Tables/Benches									1	2			
Playground*				2			2	2	1	2			
Restrooms*				1			2	2	1	2		2	
Shrubs			4	2	3					3	2		
Sidewalks						2	2	2	1-2	3			
Soccer													
Special Feature													
Swimming Pools													
Tennis (Lit)				2			2	2	1-2	2			
Trails													
Trees			3		3				2	6			
Volleyball													

*ADA Compliant

Lions Park-Neighborhood Park

	Turf Care	Fertilize	Irrigate	Litter	Pruning	Snow	Lighting	Surfaces	Repairs	Inspection	Plantings	Restrooms	Special Features
Amphitheater													
Ball Field	1	1	4	1				1	1	1			
Basketball Court													
Disc Golf													
Drinking Water									2				2
Fences									1	1			
General Lawn	3	3	4	2	3		2	2	1	3			
Parking Lot													
Pavilion/Shelter				2			2	2	1	2			
Picnic Tables/Benches									1	2			
Playground*				2			2	2	1	2			
Restrooms**				1			2	2	1	2			
Shrubs													
Sidewalks							2	2	1-2	3			
Soccer													
Special Feature													
Swimming Pools													
Tennis (Lit/Unlit)													
Trails													
Trees			3		3				2	6			
Volleyball													

*ADA Compliant

**Not ADA Compliant

Lutz Park-Neighborhood Park

	Turf Care	Fertilize	Irrigate	Litter	Pruning	Snow	Lighting	Surfaces	Repairs	Inspection	Plantings	Restrooms	Special Features
Amphitheater													
Ball Field													
Basketball Court													
Boat Launch				2			2	2	1	2			
Disc Golf													
Drinking Water									2				2
Fences													
Fishing Pier				2				2	1	2			
Gazebo				2			2	2	1	2			
General Lawn	3	3	4	2	3		2	2	1	3			
Parking Lot				2			2	2	2	4			
Pavilion/Shelter				2			2	2	1	2		1	
Picnic Tables/Benches									1	2			
Playground*				2			2	2	1	2			
Restrooms*				1			2	2	1	2			
Shrubs			4	2	3								
Sidewalks							2	2	1-2	3			
Soccer													
Special Feature													
Swimming Pools													
Tennis (Lit/Unlit)													
Trails							1	2	2				
Trees			3	3				2	6				
Volleyball													

*ADA Compliant

Mead Park-Neighborhood Park

	Turf Care	Fertilize	Irrigate	Litter	Pruning	Snow	Lighting	Surfaces	Repairs	Inspection	Plantings	Restrooms	Special Features
Amphitheater													
Ball Field													
Basketball Court													
Disc Golf													
Drinking Water													
Fences									1	3			
General Lawn	3	3	4	2	3		2	2	1	3			
Parking Lot				2			2	2	2	4			
Pavilion/Shelter													
Picnic Tables/Benches									1	2			
Playground*				2			2	2	1	2			
Restrooms													
Shrubs			4	2	3								
Sidewalks							2	2	1-2	3			
Soccer													
Special Feature													
Swimming Pools													
Tennis (Lit/Unlit)													
Trails													
Trees			3		3				2	6			
Volleyball													

*ADA Compliant

Mead Pool

	Turf Care	Fertilize	Irrigate	Litter	Pruning	Snow	Lighting	Surfaces	Repairs	Inspection	Plantings	Restrooms	Special Features
Amphitheater													
Ball Field													
Basketball Court													
Disc Golf													
Drinking Water									2				2
Fences									1	1			
General Lawn	2	2	3	1	3		2	2	1	3			
Parking Lot				2			2	2	1	2			
Pavilion/Shelter				1			2	2	1	2		1	
Picnic Tables/Benches									1	2			
Playground*				1			2	2	1	2			
Restrooms**				1			2	2	1	1		1	
Shrubs			3	1	2								
Sidewalks							2	2	1-2	2			
Soccer													
Special Feature													
Swimming Pools							1	1	1	1			
Tennis (Lit/Unlit)													
Trails													
Trees			3		3				2	5			
Volleyball				1				2	2	2			

*Not ADA Compliant

**ADA Compliant

Peabody Park-Neighborhood Park

	Turf Care	Fertilize	Irrigate	Litter	Pruning	Snow	Lighting	Surfaces	Repairs	Inspection	Plantings	Restrooms	Special Features
Amphitheater													
Ball Field													
Basketball Court				2				1	1	2			
Disc Golf													
Drinking Water									2				2
Fences													
General Lawn	3	3	4	2	3		2	2	1	3			
Parking Lot													
Pavilion/Shelter				2			2	2	1	3			
Picnic Tables/Benches									1	2			
Playground*				2			2	2	1	2			
Restrooms**				1			2	2	1	2		2	
Shrubs			4	2	3					3	2		
Sidewalks							2	2	1-2	3			
Soccer													
Special Feature													
Swimming Pools													
Tennis (Lit/Unlit)													
Trails				2				2	2	3			
Trees			3		3				2		6		
Volleyball													

*ADA Compliant

** Not ADA Compliant

Pierce Park-Community Park

	Turf Care	Fertilize	Irrigate	Litter	Pruning	Snow	Lighting	Surfaces	Repairs	Inspection	Plantings	Restrooms	Special Features
Amphitheater													
Ball Field	1	1	4	1				1	1	1			
Basketball Court				2				1	1	2			
Disc Golf	3	3		2	3				2	2			
Drinking Water													
Fences													
Gazebo				2			2	2	1	2			
General Lawn	3	3	4	2	3		2	2	1	3	2		
Parking Lot				2		4	2	2	2	4			
Pavilion/Shelter				2			2	2	1	2		1	
Picnic Tables/Benches									1	2			
Playground*				2			2	2	1-2	2			
Restrooms*				1			2	2	1	2			
Shrubs			4	2	3								
Sidewalks						2	2	2	1-2	3			
Soccer	3	3		2						2			
Special Feature**	3	3	4	2					2	3			
Stage							2	2	1	1			
Ice Rinks						2	1	2	2				
Tennis (Unlit)				2				2	1-2	2			
Trails				2		5	2	2	2	3	4		
Trees			3		3			2	6				
Volleyball													

*ADA Compliant **Monuments Southeast Corner of Park
Providence Park-Neighborhood Park

	Turf Care	Fertilize	Irrigate	Litter	Pruning	Snow	Lighting	Surfaces	Repairs	Inspection	Plantings	Restrooms	Special Features
Amphitheater													
Ball Field													
Basketball Court													
Disc Golf													
Drinking Water													
Fences													
General Lawn	3	3	4	2	3		2	2	1	3			
Parking Lot													
Pavilion/Shelter													
Picnic Tables/Benches									1	2			
Playground*				2			2	2	1	2			
Restrooms													
Shrubs													
Sidewalks							2	2	1-2	2			
Soccer													
Special Feature													
Swimming Pools													
Tennis (Lit/Unlit)													
Trails								2	2				
Trees			3		3				2	6			
Volleyball													

*ADA Compliant

Schaefer Park-Neighborhood Park

	Turf Care	Fertilize	Irrigate	Litter	Pruning	Snow	Lighting	Surfaces	Repairs	Inspection	Plantings	Restrooms	Special Features
Amphitheater													
Ball Field													
Basketball Court				2				1	1	2			
Disc Golf													
Drinking Water									2				2
Fences													
General Lawn	3	3	4	2	3		2	2	1	3			
Parking Lot													
Pavilion/Shelter				2			2	2	1	2		1	
Picnic Tables/Benches									1	2			
Playground*				2			2	2	1	3			
Restrooms**				1			2	2	1	2			
Shrubs			4	2	3								
Sidewalks						2	2	2	1-2	3			
Soccer													
Special Feature													
Swimming Pools													
Tennis (Lit/Unlit)													
Trails				2			2	2	2	3			
Trees			3		3			2	6				
Volleyball													

*ADA Compliant

**Not ADA Compliant

Summit Park-Neighborhood Park

	Turf Care	Fertilize	Irrigate	Litter	Pruning	Snow	Lighting	Surfaces	Repairs	Inspection	Plantings	Restrooms	Special Features
Amphitheater													
Ball Field													
Basketball Court				2				1	1	2			
Disc Golf													
Drinking Water													
Fences									1	1			
General Lawn	3	3	4	2	3		2	2	1	3			
Parking Lot													
Pavilion/Shelter													
Picnic Tables/Benches									1	2			
Playground*				2			2	2	1	2			
Restrooms													
Shrubs			4	2	3					3	2		
Sidewalks						2	2	2	1-2	3			
Soccer	2	2						2	1	3			
Special Feature													
Swimming Pools													
Tennis (Unlit)				2				2	1-2	3			
Trails													
Trees			3		3				2	6			
Volleyball													

*ADA Compliant

Telulah Park-Community Park

	Turf Care	Fertilize	Irrigate	Litter	Pruning	Snow	Lighting	Surfaces	Repairs	Inspection	Plantings	Restrooms	Special Features
Amphitheater													
Ball Field	1	1	4	1				1	1	1			
Basketball Court													
Disc Golf	3	3		2	3				2	2			
Drinking Water									2				2
Fences									1	1			
General Lawn	3	3	4	2	3		2	2	1	3	2		
Parking Lot				2		5	2	2	2	4			
Pavilion/Shelters				2			2	2	1	2		1	
Picnic Tables/Benches									1	2			
Playground*				2			2	2	1-2	2			
Restrooms*				1			2	2	1	2			
Shrubs			4	2	3								
Sidewalks						2	2	2	1-2	3			
Soccer	2	2	4	2				2	1	2			
Skate Board Park	2	2		2			2	1	1	1			
Swimming Pools													
Tennis (Lit/Unlit)													
Trails				2		5	2	2	2	3	4		
Trees			3		3				2	6			
Pickleball				1			2	1	1	1	2		

*ADA Compliant

Union Springs – Neighborhood Park

	Turf Care	Fertilize	Irrigate	Litter	Pruning	Snow	Lighting	Surfaces	Repairs	Inspection	Plantings	Restrooms	Special Features
Amphitheater													
Ball Field													
Basketball Court													
Disc Golf													
Drinking Water													
Fences													
General Lawn				2									
Parking Lot													
Pavilion/Shelters													
Picnic Tables/Benches								1	2				
Playground													
Restrooms													
Shrubs													
Sidewalks													
Soccer													
Special Feature*													
Swimming Pools													
Tennis (Lit/Unlit)													
Trails													
Trees													
Volleyball													

*Monument, Working Well (Drinking Water), Flower Planting

Veterans Park-Neighborhood

	Turf Care	Fertilize	Irrigate	Litter	Pruning	Snow	Lighting	Surfaces	Repairs	Inspection	Plantings	Restrooms	Special Features
Amphitheater													
Ball Field													
Basketball Court													
Disc Golf													
Drinking Water													
Fences													
General Lawn	3	3	4	2	3		2	2	1	3			
Parking Lot				2			2	2	2	4			
Pavilion/Shelter													
Picnic Tables/Benches									1	2			
Playground*				2			2	2	1	2			
Restrooms													
Shrubs			4	2	3								
Sidewalks						2	2	2	1-2	3			
Soccer													
Special Feature**				2	3				2	3			
Swimming Pools													
Tennis (Lit/Unlit)													
Trails													
Trees			3		3				2	6			
Volleyball													

*ADA Compliant

**Monument Northeast Area of Park

Vosters Park-Neighborhood

	Turf Care	Fertilize	Irrigate	Litter	Pruning	Snow	Lighting	Surfaces	Repairs	Inspection	Plantings	Restrooms	Special Features
Amphitheater													
Ball Field													
Basketball Court													
Disc Golf													
Drinking Water													
Fences													
General Lawn	3	3	4	2	3		2	2	1	3			
Parking Lot													
Pavilion/Shelter													
Picnic Tables/Benches									1	2			
Playground*				2			2	2	1	2			
Restrooms													
Shrubs													
Sidewalks													
Soccer													
Special Feature													
Swimming Pools													
Tennis (Lit/Unlit)													
Trails**				2	3			2	1	3			
Trees			3		3				2	6			
Volleyball													

*ADA Compliant

**Boardwalk through Woods

Vulcan Heritage Park-Neighborhood Park

	Turf Care	Fertilize	Irrigate	Litter	Pruning	Snow	Lighting	Surfaces	Repairs	Inspection	Plantings	Restrooms	Special Features
Amphitheater													
Ball Field													
Basketball Court													
Disc Golf													
Drinking Water													
Fences									1-2	2			
General Lawn	3	3	4	2	3		2	2	1	3	2		
Parking Lot				2		3	2	2	2	4			
Pavilion/Shelter													
Picnic Tables/Benches									1	2			
Playground													
Restrooms													
Shrubs													
Sidewalks						2	2	2	1-2	3			
Soccer													
Special Feature*									1-2	2			
Swimming Pools													
Tennis (Lit/Unlit)													
Trails													
Trees			3		3				2	6			
Volleyball													

*Informative Signage

Woodland Park-Neighborhood Park

	Turf Care	Fertilize	Irrigate	Litter	Pruning	Snow	Lighting	Surfaces	Repairs	Inspection	Plantings	Restrooms	Special Features
Amphitheater													
Ball Field	1	1	4	1				1	1	1			
Basketball Court													
Disc Golf													
Drinking Water													
Fences													
General Lawn	3	3	4	2	3		2	2	1	3			
Parking Lot													
Pavilion/Shelter				2			2	2	1	2			
Picnic Tables/Benches									1	2			
Playground*				2			2	2	1	2			
Restrooms													
Shrubs			4	2	3								
Sidewalks						2	2	2	1-2	3			
Soccer													
Special Feature													
Swimming Pools													
Tennis (Lit/Unlit)													
Trails													
Trees			3		3				2	6			
Volleyball													

*Not ADA Compliant

Boulevards/Terraces/Roundabouts

	Turf Care	Fertilize	Irrigate	Litter	Pruning	Snow	Lighting	Surfaces	Repairs	Inspection	Plantings	Restrooms	Special Features
Amphitheater													
Ball Field													
Basketball Court													
Disc Golf													
Drinking Water													
Fences													
General Lawn	3	3	4	3	3		2	2	2	4			
Parking Lot													
Pavilion/Shelter													
Picnic Tables/Benches									1	2			
Playground													
Restrooms													
Shrubs			4	3	4								
Sidewalks							2	2	2	3			
Soccer													
Special Feature													
Swimming Pools													
Tennis (Lit/Unlit)													
Trails													
Trees			3		3				2	6			
Volleyball													

Trails-North Island, Newberry, CE Trail, Highview, Applecreek, Providence

	Turf Care	Fertilize	Irrigate	Litter	Pruning	Snow	Lighting	Surfaces	Repairs	Inspection	Plantings	Restrooms	Special Features
Amphitheater													
Ball Field													
Basketball Court													
Disc Golf													
Drinking Water													
Fences									1	2			
General Lawn	3	3	4	2	3	5	2	2	1	2			
Parking Lot				2		5	2	2	1	2			
Pavilion/Shelter													
Picnic Tables/Benches									1	2			
Playground													
Restrooms													
Shrubs			4	2	3					3	2		
Sidewalks						5		2	1-2	3			
Soccer													
Special Feature													
Swimming Pools													
Tennis (Lit/Unlit)													
Trails													
Trees			3		3			2	6				
Volleyball													

Future Park Developments – Lundgaard Park

	Turf Care	Fertilize	Irrigate	Litter	Pruning	Snow	Lighting	Surfaces	Repairs	Inspection	Plantings	Restrooms	Special Features
Amphitheater													
Ball Field													
Basketball Court													
Disc Golf													
Drinking Water													
Fences													
General Lawn	3	3	4	2	3				2	3			
Parking Lot													
Pavilion/Shelter													
Picnic Tables/Benches													
Playground													
Restrooms													
Shrubs													
Sidewalks						2	2	2	2	3			
Soccer													
Special Feature													
Swimming Pools													
Tennis (Lit/Unlit)													
Trails													
Trees			3		3				2	6			
Volleyball													

Municipal Sites – MSB, Fire Stations 1-6, Water Towers, Hadzi Sculpture, Library, Police Department, Wastewater, Water Treatment, Valley Transit

	Turf Care	Fertilize	Irrigate	Litter	Pruning	Snow	Lighting	Surfaces	Repairs	Inspection	Plantings	Restrooms	Special Features
Amphitheater													
Ball Field													
Basketball Court													
Disc Golf													
Drinking Water													
Fences									1-2	2			
General Lawn	2	2	3	2	2	2	2	2	1-2	2	2		
Parking Lot				2	2	2	2	2	1-2	2	2		
Pavilion/Shelter													
Picnic Tables/Benches									1	2			
Playground													
Restrooms													
Shrubs		3	3	2	2					2			
Sidewalks						2	2	2	1-2	2			
Soccer													
Special Feature													
Swimming Pools													
Tennis (Lit/Unlit)													
Trails													
Trees		3	3	2	2				1-2	2			
Volleyball													

MAINTENANCE STANDARDS FOR PARKS

I. ATHLETIC FACILITIES: COMPETITIVE/RECREATIONAL FIELDS

A. Turf

1. Turf has a healthy dense stand of grass and coverage is no less than 95% of playable area.
2. Appropriate grass for cool seasons is Kentucky Blue Grass, turf type fescues and perennial rye grasses.
3. Play area has a uniform surface and well-drained.
4. Turf is mowed at the appropriate height for the type of grass used, the time of the season, and the type of field use.
5. Turf is free of any litter or debris picked up with each mowing.
6. Inspected for depressions and trip hazards and corrected as needed.
7. Weeds in turf 15% or less.

B. Skinned Infields

1. Infields have a uniform surface and are free of lips, holes and trip hazards.
2. Infields are well drained with no standing water areas.
3. Infields have proper soil consistency for intended usage.
4. Infields are free of weeds and grass.
5. Infields are free of rocks, dirt clods, and debris.
6. Bases and plates are properly installed, level, and are at the proper distances and anchored in accordance with manufacturer's specifications and league requirements.

C. Soccer Goals

1. Goals are inspected (2 times a year), painted and rust free.
2. Goals are properly installed and anchored.
3. Goal frames show no excessive bending.
4. Nets are in good condition secured to goals and free of holes, tears, and fraying which would allow a soccer ball to pass.

D. Bleachers

1. Hardware is intact and inspected once a year.
2. Bracing is tightly connected.
3. Seating surface is clean, smooth, free of protrusions, and have no exposed sharp edges or pointed corners.
4. Bleachers areas have clean trash receptacle present and are in good condition.

E. Lights

1. Electrical systems and components are operational and in compliance with appropriate building codes.
2. 90% of lamps for each field are operational.
3. No electrical conducting wires are exposed.
4. Ballast boxes and components are properly installed and secured.
5. Lights provide uniform coverage on facilities and fixtures are adjusted to eliminate dark or blind areas.

F. Fencing

1. Fencing material is chain link and is the appropriate gauge wire for specified use.
2. Fencing material is properly secured to support rails.
3. Support rails are properly connected and straight.
4. Fencing is free of holes and protrusions.
5. Fabric is straight and free of bending or sagging.
6. Gates and latches are operational.

G. Restrooms

1. Restrooms are clean, sanitary, odor free and properly stocked with paper products.
2. Lights and ventilation systems are operational.
3. Toilets, water faucets, stall doors, and hand air dryers are operational.
4. Restrooms are free of graffiti.
5. Restroom doors are properly marked according to gender.
6. Restrooms have clean trash receptacles.
7. Restroom doors and locks are operational.
8. Restrooms are in compliance with requirements of the Americans with Disabilities Act. Note: Some facilities are not ADA compliant, but have been identified and future plans are in place to make them compliant.

H. Irrigation (turf/landscape)

1. Irrigation system is fully operational with complete uniform coverage.
2. System is free of leaks.
3. Heads are installed according to intended use.
4. Heads are properly adjusted with rotations and arcs set to reduce water runoff.
5. Systems are set to run at specific times to minimized water evaporation and waste.

II. PLAYGROUNDS

A. Play Equipment

1. Play equipment and surrounding play areas meet American Society for Testing and The National Playground Safety Institute standards.
2. Play equipment and hardware is intact.
3. Play equipment is free of graffiti.
4. Age appropriateness for the play equipment is noted with proper signage.
5. Damage is reported immediately and repaired or secured within 24 hours.

B. Surfacing

1. Fall surface is clean, level, and free of litter and debris.
2. Fall surface meets ASTM and National Playground Safety Institute standards.
3. Fall surface is well drained.
4. Rubber cushion surfaces are free of holes and tears.
5. Rubber cushion surfaces are secure to the base material and curbing.

C. Borders

1. Playground borders are well defined and intact.
2. Playground borders meet ASTM and National Playground Safety Institute standards.

D. Decks

1. Planks are intact, smooth, structurally sound, free of splinters, and have no cracks greater than ¼ inch.
2. Nails, bolts, or screws are flush with the surface.
3. Planks are level with no excessive warping.

E. Benches

1. Slats are smooth and structurally sound.
2. Hardware is intact and structurally sound.
3. Nails, bolts, or screws are flush with the surface. Seats and backing are smooth with no protrusions and have no exposed sharp edges or pointed corners.

III. SHELTER FACILITIES

A. Shelters

1. Shelters comply with the Americans with Disabilities Act requirements.
2. Shelters are clean, sanitary, and free of graffiti.
3. Lights and electrical plugs are operational and comply with current building codes.
4. Shelters are structurally sound, cleaning painted with no rotten lumber or rusted metal and no loose siding or loose shingles.
5. Water fountains and hose bibs are operational.
6. Signage with reservation and rules information and emergency telephone numbers are in a noticeable location.
7. Grounds around shelters are mowed, trimmed and free of litter, debris, and hazards.
8. Vegetation around shelters is trimmed back to reduce hazards and not impede entry and regress.
9. Shelter pad clean, washed swept/blown off when necessary.

B. Tables

1. Tables are clean, free of rust, mildew, and graffiti.
2. Table hardware is intact.
3. Table frames are intact and slats are properly secured.
4. Table seats and tops are smooth with no protrusions and have to exposed sharp edges or pointed corners.

C. Trash Receptacles

1. Receptacles are clean.
2. Receptacles are painted and free of damage or missing parts.
3. Area around trash receptacles is clean and free of trash and debris.
4. Adequate number of receptacles to handle size of party.

D. Restrooms

1. Restrooms are clean, sanitary, odor free and properly stocked with paper products.
2. Lights and ventilation systems are operational.
3. Toilets, water faucets, stall doors, and hand air dryers are operational.
4. Restrooms are free of graffiti.
5. Restroom doors are properly marked according to gender.

6. Restrooms have clean trash receptacles.
7. Restroom doors and locks are operational.
8. Restrooms are in compliance with requirements of the Americans with Disabilities Act. Note: some facilities are not ADA compliant, but have been identified and future plans are in place to make compliant.

IV. TENNIS COURTS

A. Surfacing

1. Surface is smooth, level, and well drained with no standing water.
2. Surface is free of large cracks, holes and trip hazards.
3. Surface is painted and striped in accordance with the United States Tennis Association court specifications.
4. Worn painted surfaces do not exceed 25% of total court surface.
5. Surface is free of litter, debris, gravel and graffiti.

B. Nets

1. Nets are free from tears and frays.
2. Nets are properly installed and secured to support poles.
3. Nets have center straps installed at the regulated height and are anchored to the court.
4. Support poles have hardware intact, properly anchored, and installed.

C. Lights

1. Electrical systems and components are operational and in compliance with appropriate building codes.
2. 90% of lamps for each court are operational.
3. Timers are properly set for specific hours of operation.
4. No electrical wires are exposed.
5. Ballast boxes and components are properly installed and secured.
6. Lighting controls with operation instructions and information are conveniently located for easy access.
7. Lights to give uniform coverage on facilities and fixtures are adjusted to eliminate dark or blind spots.

D. Fencing

1. Fencing material is chain link and is the appropriate gauge wire for specified use.
2. Fencing material is properly secured to support rails.
3. Support rails are properly connected and straight.
4. Fencing is free of holes, protrusions, and catch points.
5. Fabric is straight and free of bending or sagging.
6. Gates and latches are operational.
7. Windscreens are tightly secured to the fencing and are free of tears and holes.

V. BASKETBALL COURTS

A. Surfacing

1. Surface is smooth, level, and well drained with no standing water.
2. Surface is free of large cracks, holes, and trip hazards.
3. Surface is painted and striped as per court specifications.
4. Worn painted surfaces do not exceed 20% of total court surface.
5. Surface is free of litter, debris, gravel, and graffiti.

B. Goals and Backboards

1. Goals and backboards are level with hardware intact.
2. Goals and backboards are painted.
3. Nylon nets are properly hung and not torn or tattered.
4. Support poles are secure in the ground and straight.

C. Lights

1. Electrical systems and components are operational and in compliance with appropriate building codes.
2. 90% of lamps for each court are operational.
3. Timers are properly set for specific hours of operation.
4. No electrical wires are exposed.
5. Ballast boxes and components are properly installed and secured.
6. Lighting controls with operation instructions and information is conveniently located for easy access.
7. Lights to provide uniform coverage on facilities and fixtures are adjusted to eliminate dark or blind areas.

VI. SAND VOLLEYBALL COURTS

A. Nets

1. Nets are free from holes and are not torn or tattered.
2. Nets are hung tightly at the specified height.
3. Nets are securely attached to the supports poles.
4. Support poles to have hardware intact, properly anchored and installed.

B. Surface

1. Court surface is loose sand.
2. Surface is smooth with good drainage and no standing water.
3. Surface is free of weeds, grass, litter, and debris.
4. Surrounding areas are swept or raked back into the pit monthly. (April - September)

C. Borders

1. Borders are well defined and intact.

VII. PARKS: GENERAL STANDARDS

A. Grounds

1. Grounds are mowed and trimmed.
2. Park is free of litter, debris, and hazards.
3. Parking lots are clean, striped (if applicable), repaired or patched annually.

B. Drinking Fountains

1. Fountains are accessible and operational.
2. Fountains are in appropriate locations.
3. Fountains are in compliance with the Americans with Disabilities Act.
4. Fountains are installed on solid surfaces and free of standing water and debris.

C. Signage

1. Park identification signs and poles are secure, straight and properly installed in a noticeable location.
2. Handicap parking signs are secure, visible, and code compliant.
3. Park rules are secure and in a noticeable location.
4. Restroom signs are secure and visible.
5. Signs are clean, painted, and free of protrusions.

D. Ornamental Plants

1. Plants are healthy.
2. Plant beds are free of litter, debris, and weeds.
3. Plant selection is appropriate for season and area usage.

E. Walkways/Trails

1. Walkways have a uniform surface and are level with the ground and free of trip hazards.
2. Walkways are free of litter and debris.
3. Walkways meet the Americans with Disabilities Act requirements.
4. Walkways have unobstructed accessibility, i.e. free from low and protruding limbs, guide wires, etc.
5. Walkways are clear of weeds and grass growth in cracks and expansion joints.
6. Walkways (high use areas) are neatly edged.

F. Trash Receptacles (throughout parks)

1. Receptacles are clean.
2. Area around trash receptacles is clean and free of trash and debris.
3. Concrete receptacles are intact and free of cracks or damage.
4. Dumpsters are screened. Initiative is underway to screen all.

G. Ornamental Steel Fencing

1. Hardware is intact.
2. Fences are properly installed and anchored.
3. Support rails are properly connected and straight.
4. Bolts or screws are flush with the surface with no exposed sharp points.
5. Fencing is free of rust and properly painted.
6. Fence is straight with no excessive bends.

7. Gates and latches are operational.
8. On a monthly basis clear cobwebs from the iron railings. (End of April, May, June, July, August)

H. Chain Link Fencing

1. Fencing material is chain link and is the appropriate gauge wire for specified use.
2. Hardware is intact.
3. Fences are properly installed and anchored.
4. Support rails are properly connected and straight.
5. Bolts or screws are flush with the surface with no exposed sharp points.

I. Wood Fencing

1. Fences are intact, structurally sound, and free of deterioration.
2. Nails, bolts, or screws are flush with the surface with no exposed sharp points.
3. Fences have no excessive cracks or splintering.

J. Lights: Security and Exterior Facility Lights

1. 90% of security and facility lights are operational.
2. No electrical wires are exposed.
3. Lights comply with current building codes.
4. Electrical components are operational, properly installed, and secured.

K. Bridges/Boardwalks

1. Bridges have a uniform surface and are free of trip hazards.
2. Lumber is structurally sound, free of cracking, deterioration, and splintering.
3. Bridges comply with the Americans with Disabilities Act requirements.
4. Bridges have handrails intact and are properly installed and anchored.
5. Bridges are free of litter and debris.
6. Visually inspected biannually and inspected annually according to Manufacture's recommendations.

L. Athletic Practice Areas

1. Athletic practice areas are free of litter and debris.
2. Areas are mowed at the appropriate height and are trimmed.
3. Areas have a uniform surface and are well drained.
4. Areas have clean trash receptacles present that are in good condition.
5. Soccer goals are properly installed and anchored.
6. Soccer goal frames show no excessive bending.
7. Soccer nets are in good condition and free of holes, tears, and fraying which would allow a soccer ball to pass.
8. Baseball backstops are properly installed, anchored, and in good sound condition.
9. Supports poles and railings are straight and properly connected.
10. Backstop fencing is chain link and is the appropriate gauge wire.
11. Backstop fencing is properly installed to support rails and is free of bending and sagging.
12. Backstop fencing is free of holes or protrusions.
13. Bleacher hardware is intact.
14. Bleacher bracing is tightly connected.
15. Bleacher seating surface is clean, smooth, and free of protrusions and have no

exposed sharp edges or pointed corners.

M. Irrigation (turf/landscape)

1. Irrigation system is fully operational with complete uniform coverage.
2. System is free of leaks.
3. Heads are installed according to intended use.
4. Heads are properly adjusted with rotations and arcs set to reduce water runoff.
5. Systems are set to run at specific times to minimized water evaporation and waste.

N. Picnic Units

1. Table tops are clean, free of rust, mildew, and graffiti.
2. Table hardware is intact.
3. Table frames are intact and slats are properly secured.
4. Table seats and top are smooth with no protrusions and have no exposed sharp edges or pointed corners.
5. Trash receptacles are clean.

O. Benches

1. Hardware is intact and structurally sound.
2. Nails, bolts, or screws are flush with the surface.
3. Seats and backing are smooth with no protrusions and have no exposed sharp edges or pointed corners.

P. Special Features

1. Fountains, clean of debris and operational
2. Sledding hills, clean of debris
3. Trellises, secure and sound
4. Flags & Banners, not faded

VIII. MAINTENANCE SCHEDULE FOR POOLS

The Appleton Parks, Recreation, & Facilities Management Department is responsible for the safe operation of two outdoor pools, plus accompanied wading pools/areas. The outdoor pools are open to the public from June through August for open, family, lap swim, swim lessons and a variety of special events.

Full-time building's staff Aquatic Facility Operators are responsible for the maintenance of the outdoor pool operation. Staff members order and maintain the pool supplies, conduct water testing, and inventory pool chemicals along with daily inspection of the pools to address safety issues. When inclement weather is imminent, the full-time recreation staff checks on smooth running of the pool: machines are running, electricity is going to the building, phones are in working order. Summer seasonal staff assists in the pool operation in the areas of: cleaning of the facility, daily inspections to ensure a safe environment for the public, and filter back washing operations. Aquatic staff fills out monthly water quality reports as required by City of Appleton's Health Department.

Maintenance duties for outdoor pools at Erb and Mead Pools:

A. Deck

1. Clear of debris and water (garbage and damage from storms).
2. Clear of unlevel surface (cracks, heaving concrete).
3. Clear of slippery surface (check to see if etching is required).
4. Instruct seasonal staff to power wash when necessary.
5. Clear of glass objects.
6. Lockers are operating and pins replaced if necessary.

B. Pool

1. Water is clear of debris (leaves, peeling paint, storm conditions/vandalism issues).
2. Buoys are in working condition and stored properly.
3. Ladders are properly secured to pool and non-slippery.
4. Check for water clarity, temperature, and chemical balance.
5. Drain covers are secure and covered.
6. Gutters are clean, clear and in good shape. Check edges at for weakness/sharp edges near deck.
7. Check stops and deck of flume slide-railing secure, steps slippery, deck slippery.
8. Make sure stop button at top of slide is covered from public.
9. Steps are not slippery and are in good condition.

C. Locker Room

1. Areas are clean and clear of algae.
2. Floors are not slippery.
3. Drains clean and clear of debris.
4. Lockers are operating properly and pins/keys replaced if necessary.
5. Toilets are clean and are working properly.
6. Shower stalls are clean and hot water is available and water pressure is good.
7. Locker is free of glass or sharp objects.

D. Recreational Equipment and Play Structure

1. Ladders to boards are not slippery; the fulcrum is in the forward position.
2. Rails to the boards are clean and secured.
3. Play structures are clean, in good condition and not slippery.
4. Inspection of flume slides is made for cracks in seams, and water pressure is working well.
5. Foam pad is in place.
6. Non-movable parts on play features are secure.
7. Stands for lessons have bolts in them and are properly secured.

E. Chemical Storage Area

1. Check to see chemicals are stored properly.
2. Check to see if chemicals are in good supply.
3. Check to see if posted signs are legible and in good condition.
4. Check for leaks and suspicious odors.
5. Material Safety Data Sheets (MSDS) are up to date.

F. Office Area/Miscellaneous

1. Check for maintenance notes from lifeguard staff.
2. Doors and windows are secured, clear of debris or vandalism.
3. Check biohazard bags and remove them.
4. Sidewalk, steps leading to pool facility are clear of debris/signs of vandalism.

G. Park Area

1. Garbage arrangements are made for storage facility.
2. Crews pick up recycled bags on weekly basis.
3. Grass area is mowed on regular basis.
4. Islands on deck are maintained.

PARK, RECREATION, OPEN SPACE & GREENWAY GUIDELINES

Based upon the Regional Park and Open Space Plan developed by NRPA in 1995, these sites were classified into different types: community, neighborhood, natural resource area, mini-park, greenways, sports complexes, and school park sites.

Community park sites typically range in size from 25 to 99 acres and attract users on a citywide basis. These should be provided within two miles of each resident of an urban area having a population greater than 7,500 persons. There are a total of four community parks existing within the City, which are listed in Table 2 (p. 20).

Neighborhood park sites are generally less than 25 acres in area. The service radii for these parks are 0.5 miles. There are a total of 25 neighborhood parks existing within the City and listed in Table 2 (p. 20). Both types of parks generally attract users from a small service area and are provided primarily to meet the outdoor recreation demand of residential areas. Several of these parks combine with school sites in order to meet the outdoor recreation needs to not only the neighborhood, but also the adjacent school as well. It should also be noted that there are neighborhood parks that may serve other purposes within the park system.

Other park sites include plazas, special use, trails or mini-parks areas.

TABLE 2

Parkland Classification Inventory

Community Parks (322.3 acres)

This type of park serves a broader purpose with a focus on meeting community-based recreation needs, as well as preserving unique landscapes and open spaces.

Appleton Memorial (139.0 acres)
Erb (27.8 acres)
Pierce (36.2 acres)

Telulah (39.3 acres)
Youth Sports Complex (80 acres)

Neighborhood Parks (176.9 acres)

This type of park serves as the recreational and social focus of the neighborhood. The focus is on informal active and passive recreation.

Alicia (12.0 acres)
Arbutus (3.4 acres)
City (8.0 acres)

Colony Oaks (7.9 acres)
Derks (9.1 acres)
Einstein (6.6 acres)

Ellen Kort (3.3 acres)
Green Meadow (5.6 acres)
Highview (12.6 acres)
Hoover (11.6 acres)
Jaycee (4.0 acres)
Jones (5.8 acres)
Kiwanis (7.8 acres)
Linwood (9.5 acres)
Lions (4.4 acres)
Lundgaard (5.2 acres)
Lutz (2.7 acres)

Mead (8.5 acres)
Peabody (16.2 acres)
Providence (3.3 acres)
Pioneer (.5)
Schaefer (6.5 acres)
Summit (4.5 acres)
Veterans (2.0 acres)
Vosters (5.1 acres)
Vulcan Heritage (2.1 acres)
Woodland (8.7 acres)

Other Parks (108.6 acres)

This type of park serves as special use recreational and those areas other than parks noted above.

Houdini Plaza (1.0 acres)
Reid Golf Course (107.5 acres)
Union Springs (0.1 acres)

Trails (29.5 acres)

Apple Creek Trail (10.4 acres)
North Island Trail (1.4 acres)
Providence Trail (4.6 acres)
Newberry Trail (10.7 acres)
Highview Trail (2.4 acres)


Total Park Acreage to date (11/14/22): 637 acres

PARK FACILITIES

A detailed inventory of existing park and open space facilities was completed for the City of Appleton. The quantity of various outdoor recreation facilities provided at the park sites in the city is present in Table.

TABLE 3

Park & Facility Inventory

	Acreage	Fee- Resident	Fee-Non-resident	Baseball/Softball/Miracle League Fields	Soccer Fields	Tennis Courts *=Lighted	Basketball Courts *=Lighted	Playground Equipment	Picnic Pavilion *w/food prep area	Restrooms	Drinking Water	Off Street Parking	Wading Pool Area	Volleyball *in pool area	Disc Golf Course
Community Parks															
Appleton Memorial															
1620 Witzke Blvd. Erb	139.0	\$60.00	\$120.00	8				X	*X	X	X	X			
1800 N. Morrison St. Pierce	27.8	\$65.00	\$130.00			2, 2*	X	X	*X	X	X	X	X	X	
1035 W. Prospect St. Telulah	38.2	\$90.00	\$180.00	X		3	X	X	*X	X	X	X			X
1300 E. Newberry St. Derks	27.0	\$75.00	\$150.00	X	1			X	*2	X	X	X			X
Neighborhood Parks															
Alicia															
1301 W. Cedar St. Arbutus	12.0	\$50.00	\$100.00					X	X	X	X	X			
431 W. Atlantic St. City	3.4							X							
500 E. Franklin St. Colony Oaks	8.0	\$50.00	\$100.00					X	X	X	X				
801 N. Briarcliff Dr. Einstein	7.9	\$50.00	\$100.00			1	X	X	x	X	X			X	
3220 E. Guyette St.	9.1	\$50.00	\$100.00					X	*X	X	X				
3200 N. Durkee St.	6.6			X		2	X	X				X			

Ellen Kort																			
337 W. Water St	3.3																		
Green Meadows																			
65 Pheasant Ct.	5.6	\$50.00	\$100.00			1	1	X	x	X	X								
Highview																			
110 W. Wayfarer Ln.	11.7	\$50.00	\$100.00			1	1	X	*X	X	X								
Hoover																			
600 E. Roeland Ave.	11.6	\$50.00	\$100.00	2	1			X	x	X	X								
Jaycee																			
1200 S. Jefferson St.	3.8	\$50.00	\$100.00	X				X	X	x	X	X						X	
Jones																			
301 W. Lawrence St.	5.8	\$60.00	\$120.00					X	*X	X	X	X							
Kiwanis																			
2315 N. Nicholas St.	6.4	\$50.00	\$100.00	X				X	X	*X	X	X							
Linwood																			
401 N. Douglas St.	9.5	\$50.00	\$100.00	X		1*	1*	X	X	X	X								
Lions																			
1920 S. Matthias St.	4.4	\$50.00	\$100.00	X				X	X	X	X								
Lutz																			
1320 S. Lutz St.	2.7							X		X	X	X							
Mead																			
1430 E. John St.	8.5							X			X	X	X	X					
Peabody																			
601 N. Green Bay Rd.	16.2	\$50.00	\$100.00					X	X	*X	X	X							
Pioneer																			
420 W. Prospect Ave	.52																		
Providence																			
4620 Providence Ave.	2.7							X											
Schaefer																			
610 S. Buchanan St.	6.5	\$50.00	\$100.00					X	X	*X	X	X							
Summit																			
2423 N. Summit St.	5.5					2	X	X											
Union Springs																			
313 N. Kalata Place	0.01																		
Veterans																			
1201 S. Memorial Dr.	2.0							X											
Vosters																			
4200 E. Ashbury Dr.	5.1							X											
Vulcan Heritage																			
535 W. Water St.	2.05																X		
Woodland																			
1815 Schaefer Circle	17.2			X				X	X							X			

Ground Maintenance Schedule

TASK	JAN	FEB	MAR	APR	MAY	JUN	JUL	AUG	SEPT	OCT	NOV	DEC
Aeration/Aerify												
Baseball fields end of season												
Baseball fields marking												
Baseball fields prep												
Edging (walks, curbs)												
Equipment maintenance												
Fence maintenance		AS	NEEDED									
Fertilization												
Broadleaf weed spraying												
Weed mowing												
Flower maintenance												
Flower orders												
Flower planting (annuals)												
Athletic field renovation												
Football fields												
Goose survey/sweep walks												
Ice rinks												
Flower Bed Installation												
Flower Bed Removal												
Flower Bed Cleanup												
Mowing Trimming												
Over seeding/slit seeding												
Park Clean up												
Playground Inspection												
Park Safety Inspection												
Pre-emergent application												
Snow Equipment Setup												
Shelter Power Washing												
Shrub Planting												
Shrub Maint Corrective												
Snow Plowing & Salting												
Soccer field maintenance												
Soccer fields line												
Soccer fields renovation												
Table maintenance												
Tennis nets setup/removal												
Wash trash cans												
Water annual flowers												
Water seed												
Wind screens set/removal												
Winterization Irrigation												

APPENDIX

Mowing Inventory Park Areas	63-67
Mowing Inventory Non - Park Areas	68-70
Mowing – Contracted Mowing Areas	71
Opening/Cleaning Routes	72
Snow Removal Routes	73-79
Acknowledgments	80



MOWING INVENTORY –PARK AREAS

The City is broken in to three sections consisting of the North, Southwest and Southeast Section. This allocation allows for the most efficient use of staff and equipment resources. Below are the three sections and allocations as of 11/1/15.

#1 North Section

Base: Park Garage

Park Coordinators: Austen Doherty, Jim Kinderman, 5 Seasonals, 1 LTE

Equipment: 536-16' Toro, 548- 11' Toro Mower, 535 Toro mower, 538 60" Kubota, 5530 & 5527 Toro surfers, 598 Kubota Weed Tractor, 510 ¾ ton pickup, 458 ¾ pickup, 582 Kubota UTV, 5312&5314 Trailers, 2-21" push mowers, 2 blowers, 4 string trimmers

PARKS(5-7 day cycle)

HIGHVIEW
 KIWANIS
 PROVIDENCE PARK
 ERB
 PEABODY
 AMP
 SUMMITT
 VOSTERS
 FIREMANS (Future)

B&T's(7-10 day cycle)

NORTHLAND AVE East
 NORTHLAND AVE West
 NORTHWOOD DITCH DRIVE
 RANDALL AVE
 BALLARD 41 OVERPASS
 BALLARD RD "OO" TO GLENDALE
 BALLARD RD EVERGREEN TO JJ
 ERB & MICHIGAN
 OVERLAND CT. AND CIRCLE
 RICHMOND & GLENDALE
 APPLETON & WIELAND
 MEADE & WISCONSIN
 LAWE & SUMMER
 WISCONSIN & RANKIN HILL
 RANKIN ST PATHWAY
 RANDALL,HALL & KAY
 RANDALL,VIOLA & WISCONSIN
 MEADE ST & 41
 GLENDALE & SANDRA
 EVERGREEN & MEADE

OTHERS(5-7 day cycle-weekly)

MUNICIPAL SERVICE BLDG
 PARK OFFICE AREA
 FIRE STATION #6
 HIGHVIEW TRAIL
Water Towers
 BALLARD TOWER
 LILAC TOWER
 ONIEDA TOWER
 LINDBERGH TOWER
 GLENDALE TOWER
Lift Stations
 CANYON COURT
 MOSS ROSE
 HAYMEADOW
Trails
 HIGHVIEW TRAIL
 PROVIDENCE
 APPLE CREEK

MEADE ST EVERGREEN TO APPLECREEK
MEADE & CROSSING MEADOWS
MEADE & APPLE CREEK
MEADE & JJ S.E. BY POND
TIMBERLINE CT
MILLWOOD CT
PINEWILD CT
PEPPERCORN DR
TILLBURY CT
BALSAM CT
WOODBURY CT
MIDFIELD CT
TERRAVIEW DR.
BUNTING CT.
BIRCHWOOD & GLENDALE
SUNCASTLE CT.

INCLINE WAY MEDIAN (PURDY)
APPLEHILL BLVD. (PURDY) PONDS 1B,5,6,G1,HIGH I
PURDY CUL DE SACS
SMOKETREE PASS
SILVERLEAF CT. CUL DE SAC
NORTHEAST ASPHALT AREA
ASSOCIATION & RICHMOND
JJ AND LIGHTNING R-ABOUT
EVERGREEN AND GATEWAY R-ABOUT*
EVERGREEN & LIGHRTNING R-ABOUT*
FRENCH RD WEST SIDE FROM TRAILTO ASHBURY
EVERGREEN & PROVIDENCE R-ABOUT
EVERGREEN & FRENCH R- ABOUT
210 W. EDGEWOOD*
LIGHTNING BRIDGE*
PROVIDENCE BRIDGE*
FRENCH BRIDGE*
CHERRYVALE BRIDGE*

#2 Southwest Section

BASE: Prospect Garage

Park Coordinators: : Mike Wilson, Justin Klapa, 2 Seasonals

EQUIPMENT: 540 11' Toro, 524 Truck, 501 Truck, 542 Polar Track Toro, 5315-Trailer, 2 push mowers, 2 blowers, 3 string trimmers, 5526 JD Surfer

PARKS(5-7 Day cycle)

B&T's(7-10 day cycle)

OTHERS(5-7 day cycle)

PIERCE
LUTZ
ALICIA
LINWOOD
JONES
ARBUTUS
VETERANS
HERITAGE
JEFFERSON SCHOOL
PIONEER
ELLEN KORT

WEST COLLEGE AVE
ONEIDA SKYLINE
MEMORIAL DRIVE
BADGER & DOUGLAS
WASHINGTON SQUARE
BADGER & PACKARD
PIERCE AVE GUARDRAIL
PACKARD & SUPERIOR (RR TRACKS)
OUTAGAMIE & PROSPECT
PROSPECT & DOUGLAS GUARD RAILS
HYCREST & CEDAR
DRISCOLL ST DEAD END
RIVER DR CIRCLE
CALUMET & FOSTER ST
NORTH & ONEIDA (RR TRACKS)
PROSPECT BRIDGE GUARD RAILS
PROSPECT- ELM & FIFTH
ONEIDA ,PACIFIC & APPLETON
JACKMAN ST(under Prospect Bridge)
ATLANTIC & DURKEE
UNION & WINNEBAGO
DREW & HANCOCK
SUMMITT & PACKARD ALLEY
JONES PARK STAIRS TO SKYLINE
KIMBALL & WATER ST STAIRS
P.A.C. LOT Near Tracks Only
OLDE ONEIDA & WATER S.W. CORNER
COLLEGE AVE. MEDIANS
ONIEDA & FRANKLIN (Behind Transfer Center)
PROSPECT & ELM RESVIOUR
PROSPECT HILL TOPS (WATER PLANT)
MEMORIAL DRIVE & FRONT ST.
BADGER PROSPECT AND MEMORIAL
MEMORIAL 441 ROUND ABOUT

VALLEY TRANSIT
POLICE DEPT
LIBRARY
HOUDINI PLAZA
COLLEGE & MEMORIAL
HADZI SCULPTURE AREA

LIFT STATIONS

EVERETT ST.

TRAILS

LUTZ TRAIL

#3 Southeast Section

BASE: Golf Course Maintenance Facility

Park Coordinators: Dan Lamers, Brian VerVoort, 5 SEASONALS

EQUIPMENT: 537-16' Toro, 1-36" Out Front John Deere, 506-3/4 ton truck, 522 3/4 truck, 5314 trailer, 2 push mowers, 2 blowers, 4 string trimmers, 540- 11' Toro, 5528& 5526 JD Surfer

PARKS(5 - 7 day cycle)

GREEN MEADOWS
COLONY OAKS
JAYCEE
HOOVER
CITY
LIONS
TELULAH
DERKS
MEAD
SCHAEFER

B&T'S(7-10 day cycle)

EAST COLLEGE AVE BRIDGE
COLLEGE & WALTER ROUNDABOUT
MEADOWGROVE BLVD
PARK HILLS ROW
PARK HILLS WALKWAY
TELULAH BRIDGE
MIDWAY RD
NORTH ISLAND & VULCAN
MADISON ST DEAD END
EAST SOUTH RIVER - 1
EAST SOUTH RIVER - 2
ARBOR LN CIRCLE
NEWBERRY & NEWBERRY CT
WHITE OAK & CRESTVIEW DR
PETER & MATTHIAS-CE TRAIL
SCHAEFER PARK WALKWAY
ROELAND & KERNAN WALKWAY
SCHAEFER ST CIRCLE
NORTH ISLAND TRAIL
WEIMAR ST CUL DE SAC
GRISHABER CT CIRCLE
GLORIA CT.
COVENANT LN
BRENTWOOD LN
EASTWOOD CT.
ROBIN CREST CT.
PARTRIDGE CT & PRAIRIE CT ISLANDS
RAINBOW CT
SCARLET OAK LN & WHITE BIRCH CT
JAMES, HEMLOCK & HACKBERRY
BOB-O-LINK & THISTLEDOWN CT
SYCAMORE LN & MEADOWGROVE
ONEIDA & 441 NORTH BLVD
NORTHWOOD & VINE

OTHER(5-7 day cycle)

MEAD POOL
WAVERLY PLANT
NEW WATER PLANT
WASTE WATER PLANT

WATER TOWERS

MATHIAS TOWER

TRAILS

NEWBERRY
NORTH ISLAND
CE

MITCHELL & LANCE
TAFT ST WALKWAY
CATHERINE ST LIFT STATION
SOUTH ISLAND & LAWE(POWER BLDG)
BRIARCLIFF ST (ACCESS TO FOX RIVER)
BAYRIDGE & EDGEMERE CORNER
CE TRAIL
BRENTWOOD CIR
REEF CT CUL DE SAC
WEIMAR ST CUL DE SAC(OFF BLUEBIRD)
LAKE PARK & KENSINGTON TERRACE, MEDIAN & ROUNDABOUT
NEWBERRY TRAIL
SCHINDLERS PLACE
EISENHOWER, CALUMET TO MIDWAY
CE TRAIL AND MEDIANS TO 441
LAKE PARK & PLANK R-ABOUT
LAKE PARK & MIDWAY R-ABOUT
MIDWAY & MIDWAY & PLANK R-ABOUT
EISENHOWER TO COOP ON KK NORTH TERRACE
LAWE ST. & NEWBERRY ST. EAGLE FLATS



MOWING INVENTORY – NON-PARK AREAS

	Non-Park Area	Square Feet	Acreage	Mowing Frequency	Mowing Time	Year Obtained
1	Municipal Services Building	87,120.00	2.00	1X WEEK	5 hours	1985
5	Northland Ave.	14,000.00	0.32	3X MONTH	3 hours	1985
6	Northwood Ditch Drive	304,920.00	7.00	1X WEEK	3.5 hours	1985
7	Randall Ave.	217,800.00	5.00	2-3X MONTH	3.5 hours	1985
8	West College Ave.	174,240.00	4.00	3X MONTH	8 hours	1989-90
9	Oneida Skyline	16,000.00	0.37	3X MONTH	2 hours	1985
10	Memorial Drive Meridian	87,120.00	2.00	1X WEEK	3 hours	1985
11	East College Ave. Bridge	130,680.00	3.00	3X MONTH	3 hours	1985
12	Meadow grove Blvd.	17,950.00	0.41	1X WEEK	4x2 emp	1989
13	Park Hills Row	65,340.00	1.50	1X WEEK	4x2 emp	1992
14	Park Hills Walkway	20,000.00	0.46	1X WEEK	2 hours	1992
15	Telulah Bridge	22,740.00	0.52	3X MONTH	3 hours	1992
16	Midway Road	108,900.00	2.50	3X MONTH	6x2 emp	1995
17	WAT Lindberg Tower	17,115.00	0.39	1X WEEK	.75 hours	1991
19	WAT Lake Pumping Station	18,400.00	0.42	1X WEEK	1 hour	1991
20	WAT Oneida Street Tower	18,760.00	0.43	1X WEEK	.75 hours	1991
22	WAT Matthias Street Tower	12,000.00	0.28	1X WEEK	.75 hours	1991
23	WAT Walnut Street Office	400.00	0.009	1X WEEK	.5 hours	1991
24	WAT Elm to Water ROW - Right Hill	87,120.00	2.00	1X MONTH	3.5 hours	1991
25	WAT Walnut to Water ROW - Left Hill	Total of Both Hills Listed Above				1991
26	WAT Lilac Street Tower	7,200.00	0.17	1X WEEK	.75 hours	1991
27	Police Department	23,360.00	0.54	1X WEEK	2 hours	1985
28	Library	2,383.00	0.05	1X WEEK	.5 hours	1985
29	VTC	50.00	0.001	1X WEEK	.25 hours	1993
30	Ballard & Hwy. 41 Overpass	65,340.00	1.50	3X MONTH	5 hours	1997
31	Overland Court & Circle	3,024.00	0.07	3X MONTH	.5 hours	1990
32	Northland Ave. "00" Medians	8,000.00	0.18	3X MONTH	1 hour	1996
33	Richmond & Glendale	3,200.00	0.07	3X MONTH	.5 hours	1985
34	Glendale & Birchwood	3,400.00	0.08	3X MONTH	.5 hours	1985
35	Badger & Douglas	5,300.00	0.12	3X MONTH	1 hour	1985
36	Linwood & Reeve	4,000.00	0.09	3X MONTH	.5 hours	1985
37	Badger & Packard	4,400.00	0.10	3X MONTH	.5 hours	1985
38	Pierce Ave.	2,000.00	0.05	3X MONTH	.5 hours	1985
39	Packard & Superior (Blvd. To RR Tracks)	3,500.00	0.08	3X MONTH	.5 hours	1985
40	College & Memorial	2,800.00	0.06	3X MONTH	.5 hours	1985
41	Outagamie & Prospect	2,800.00	0.06	3X MONTH	.5 hours	1985
42	Prospect & Douglas Guardrails	1,950.00	0.04	3X MONTH	.5 hours	1985
43	Hycrest & Cedar	600.00	0.01	3X MONTH	.5 hours	1985

44	Driscoll Street Dead-end	600.00	0.01	3X MONTH	.5 hours	1985
45	River Drive Circle	1,500.00	0.03	3X MONTH	.5 hours	1985
46	Calumet & Foster St.	1,800.00	0.04	3X MONTH	.5 hours	1985
47	North & Oneida (Blvds. & Along Tracks)	1,200.00	0.03	3X MONTH	.25 hours	1985
48	Prospect Bridge Guardrails	1,300.00	0.03	3X MONTH	.25 hours	1985
49	Prospect, Elm & Fifth	10,500.00	0.24	3X MONTH	.5 hours	1985
50	Oneida, Pacific & Appleton	10,240.00	0.24	3X MONTH	1 hour	1985
51	Jackman St. - Under Prospect Bridge	930.00	0.02	3X MONTH	.5 hours	1985
52	Atlantic & Durkee	4,400.00	0.10	3X MONTH	.5 hours	1985
53	Union & Winnebago	200.00	0.005	3X MONTH	.5 hours	1985
54	Drew & Hancock	5,200.00	0.12	3X MONTH	.5 hours	1985
55	Meade & Wisconsin	12,000.00	0.28	3X MONTH	.5 hours	1985
56	Lawe & Summer	800.00	0.02	3X MONTH	.5 hours	1985
57	North Island & Vulcan St.	11,550.00	0.27	3X MONTH	.5 hours	1985
58	Madison St. Dead End	130.00	0.003	3X MONTH	.5 hours	1985
59	East South River	3,850.00	0.09	3X MONTH	.5 hours	1985
60	College Ave. & Walter Ave.	4,100.00	0.09	3X MONTH	.5 hours	1996
61	East South River 2	2,460.00	0.06	3X MONTH	.5 hours	1985
62	Oneida Skyline Median Strips	7,000.00	0.16	1X WEEK	.5 hours	1985
63	Arbor Lane Circle	400.00	0.01	3X MONTH	.5 hours	1985
64	Newberry & Newberry Court	11,700.00	0.27	3X MONTH	.5 hours	1985
65	White Oak & Crestview Dr.	6,700.00	0.15	3X MONTH	.5 hours	1985
66	Peter & Matthias	1,500.00	0.03	3X MONTH	.5 hours	1985
67	Schaefer Park Walkway	1,200.00	0.02	3X YEAR	.5 hours	1985
68	Schaefer Street Circle	415.00	0.01	3X MONTH	.5 hours	1985
69	Calumet & Matthias	19,475.00	0.45	3X MONTH	.5 hours	1985
70	Weimar St. Cul-de-Sac	314.00	0.007	3X MONTH	.5 hours	1985
71	Grishaber Ct. Circle	415.00	0.01	3X MONTH	.5 hours	1985
72	Gloria & Schaefer Street	415.00	0.01	3X MONTH	.5 hours	1985
73	Covenant St. Cul-de-Sac	415.00	0.01	3X MONTH	.5 hours	1985
74	Brentwood Lane	415.00	0.01	3X MONTH	.5 hours	1994
75	Eastwood & Schaefer Circle	346.00	0.008	3X MONTH	.5 hours	1985
76	Schaefer St. & Schaefer Circle	960.00	0.02	3X MONTH	.5 hours	1985
77	Partridge Ct. & Prairie Ct. Islands	800.00	0.02	3X MONTH	.5 hours	1985
78	Rainbow Court	1,300.00	0.03	3X MONTH	.5 hours	1985
79	Scarlet Oak Ln. & White Birch Court	180.00	0.004	3X MONTH	.5 hours	1985
80	James St. & Hemlock & Hackberry	300.00	0.007	3X MONTH	.5 hours	1985
81	Bob-O-Link Lane & Thistledown Court	150.00	0.003	3X MONTH	.5 hours	1985
82	Sycamore Ln. & Meadowgrove Blvd.	50.00	0.001	3X MONTH	.5 hours	1985
83	441 North Blvd.	1,000.00	0.023	3X MONTH	.5 hours	1985
84	North, Wood, & Vine	600.00	0.014	3X MONTH	.5 hours	1985
85	Mitchell & Lance	240.00	0.006	3X MONTH	.5 hours	1985
86	Taft Street	1,500.00	0.30	3X YEAR	.5 hours	1985
87	Catherine St. Lift Station	3,000.00	0.07		.5 hours	1985
88	Wisconsin & Rankin St. Hill	6,500.00	0.15	4X YEAR	5x2 emp	1985
89	Path on Rankin Street	2,046.00	0.05	3X MONTH	.5 hours	1985
90	Randall, Hall & Kay	2,900.00	0.07	3X MONTH	.5 hours	1985
91	Randall, Viola, & Wisconsin	600.00	0.014	3X MONTH	.5 hours	1985



CONTRACTED MOWING LOCATIONS

Location	Description	Acreage
Northeast Business Park	1 Lot – Weed Cutting	2.3
Southpoint Commerce Park	17 Lots & Narrow Strip of Land around the Plank Road Detention Pond	51.5
Various City Locations	Right-of-Ways/Ditches	5

Contracted Snow Locations

Location	Description	Square Feet
Valley Transit	Parking Lot	63,500 Sq. Ft.
Transit Center	Sidewalks	10,700 Sq. Ft.
Police Department	Parking Lot	34,200 Sq. Ft.
Library	Parking Lot	35,000 Sq Ft.

OPENING/CLEANING CREW ROUTES

NORTH PARK CLEAN UP (SUMMER)

SOUTH PARK CLEAN UP (SUMMER)

Opening Route (Pavilions)

Cleaning Route

Opening Route (Pavilions)

Cleaning Route

1. Appleton Memorial
2. Einstein
3. Erb
4. Kiwanis
5. Linwood
6. Jones

1. Jones
2. City*
3. Peabody
4. Arbutus
5. Heritage
6. Veterans
7. Linwood
8. Kiwanis
9. Summit
10. Erb
11. Einstein
12. Appleton Memorial

1. Peabody
2. Jaycee
3. Telulah
4. Colony Oaks
5. Schaefer
6. Lions
7. Green Meadows
8. Hoover

1. Hoover
2. Green Meadows
3. Woodland
4. Lions
5. Derks*
6. Schaefer
7. Colony Oaks
8. Telulah
9. Mead (and concession restroom)
10. Jaycee
11. Union Springs (water test/litter)
12. Newberry Trail (trash barrels/

- 13. Highview *
- 14. Providence
- 15. Vosters
- 16. Highview/
Apple Creek Trail

- litter)
- 13. North Island Trail
(trash barrels/litter)



SNOW REMOVAL ROUTES

The city is broken into three sections of plow and shoveling routes. These routes allow for the most efficient use of staff and equipment resources. Below are the three sections and allocations as of 11/11/11.

#1 PLOW ROUTE – NORTH- F&G Garage

Green is early route when 4 plows are out

1. PRFMD lots
2. Fire Station #6- Lightning Drive
3. Fire Station #4- Greenfield and Meade Street
4. Fire Station #1- Drew Street
5. Ice Arena parking lot
6. Appleton Memorial Park
 - Parking lots - West lot first priority (Scheig lot). **Do not plow Scheig walkways with regular blade.**
 - East lot (Ice Arena overflow parking)
 - Road to pond
 - Pond (when ice is safe)
 - Roadway to ball complex
7. Erb Park
 - Morrison St. parking lot. (**North section of lot only**).
 - Ice Rink
 - Filter room roadway off Durkee St. **Fire access only.**
8. Highview Park- Ice Rink
9. Moss Rose Lane Lift Station
10. Canyon Court Lift Station
11. Ballard Road Water Tower
12. Purdy parkway Lift Station.
13. Northeast Asphalt Office lot- Mackville
14. Facilities and Grounds Center- Stockades and Roads
15. Peabody boat ramp

#2 PLOW ROUTE – SOUTHEAST- GOLF

1. Waste Water Treatment Plant (Salt Steep Grades)
2. Fire Station #2 Matthias Street
2. Golf Course
 - Clubhouse parking lot
 - Maintenance garage lot and roadways
3. Telulah Park
 - Roadways and Lots
 - Boathouse roadway
4. Mead Pool
 - Filter room road and Lot
 - Fire access to front of bath house
5. Matthias Street water Tower
6. South Island Lift Station
7. N.I.T boat ramp

#3 PLOW ROUTE- SOUTHWEST- MELVIN

1. Fire Station #5- Brewster Street
2. Fire Station #3- Grove Street
3. Vulcan Heritage Park - Parking Lots.
4. Waverly Water Intake Plant
5. Pierce Park- Road ways
 - Walk Trails
 - East Parking Lot
 - Around Pavilion and Restroom Building
6. Jones Park- Roadways- Hockey and Small Ice rinks
7. Oneida Street Water Tower
8. Kiwanis Park Lift Station
9. Everett Street Lift station.
10. Lutz Park- Boat Ramp for Fire Dept

HAND SHOVELING ROUTE

1. F&G - Office walk ways & Garage entrance doors
2. PD32 - Crosswalks - entrances
3. LIB32 - Crosswalks - entrances - fire escape stairs
4. HOU32 - Houdini Plaza - bench areas – walkways
5. Vul/Her32 - Sidewalks
6. CAV33 - Hand shovel park area near Thrivent and Copper Rock
7. JON32 - Jones walkways - warming shelter entrances - stairways - crosswalks - hockey rink
8. ARB32 - Packard St. sidewalk and stairway
9. CTY - Appleton Plaza
10. GLF - Club House Entrance
11. PEA - Side walk on Pacific and Vine
12. ERB - Skate shelter and bathhouse entrance doors
13. HIV - Shovel access to pavilion maintenance room door
14. Scheig - Shovel all entrances clear.

WEEKEND SNOW REMOVAL

BASE: MELVIN St. Sidewalk Route #4

541 Vplow/Blower/Broom (1 Employee)

501 Shoveler (1 Employee)

1. Police Dept.- Walkways & Entrances to Building Dr.
2. Library- Walkways & Entrances
3. Houdini Plaza- Walkways & Driveways
4. Hadzi- Sidewalk
5. City Park- Sidewalks Rink
6. Jones Park- Lawrence St. Walks & Ramps/Rink
7. Heritage Park- Walkways

BASE: Golf Course Plow Route #6

506 Plow/Salter (1 Employee)

1. Fire Station #1 Drew St.
2. Fire Station #2 Matthias St.
3. Waste Water Plant- Lots & Roads (Salt Steep Grades)
4. Jones- Road and Rinks
5. Golf- Clubhouse & Maint. Lot

Base: F&G Garage Plow Route #5

458 Plow/Salter (1 employee)

1. Fire Station #6 Lightning
2. Fire Station #4 Greenfield St.
3. Ice Arena- Parking Lot
4. AMP- West Lot & Road to Pavilion
5. Erb- North Lot & Bathhouse Road &
6. F&C- Parking Lots

Base: Melvin St. Plow Route #7

510 Plow (1 Employee)

1. Fire Station #5 Brewster St.
2. Fire Station #3 Grove St.
3. Pierce Park- Lots and roadways
4. Heritage Park- Roadways & Lots
5. Waverly Intake Plant- Lots

2013-2014 SNOW REMOVAL ROUTE Sidewalk Route #1
BASE: GOLF COURSE MAINTENANCE FACILITY

EQUIPMENT

506 Plow/Salter
542 Toro Broom
549 Toro 360 Steer Blower/Plow/Broom
1503 Skid Steer

SIDEWALK BLOWING/SWEEPING ROUTE

1. MEA32 - Sidewalk from College to property line - Henry St. to John St.
2. TEL32 - Newberry & Telulah to Weimar Ct.
3. B&T33 - Newberry St. East side of gas station to Newberry Ct.
4. B&T33 - Newberry St. Service Master to first house east
5. B&T33 - Newberry St. Bridge over 441 North Sidewalk
6. B&T33 - Newberry St. to Matthias Ct. WATCH OUT FOR RAILROAD TRACK TIES
7. B&T33 - Peter St. west to trail between apartments. Trail north to Newberry St.
8. SHA32 - Park sidewalks - Buchanan St. - Forest St. - Fidelis St.
9. B&T - Lourdes and Kensington storm water pond sidewalk ****NEW****
10. Derks32 - Sidewalk from corner of Guyette St & Derks St. and Kensington walk.
11. LEO32 - Matthias /Calumet/John St. sidewalks.
12. WOO32 - All park sidewalks leading to school parking lot.
13. GLF130 - Course sidewalks Kernan Ave. to Calumet St.
Fremont St. - Clubhouse walks
14. JAC32 - All park sidewalks.
15. NIT 33 - North Island Trail- Lawe St. to Olde Oneida St.
16. NST33 - South River entrance to Telulah Park to Woodward Trail (CE).
17. NST33 - Northside walk on College Ave. Trail to 441
18. B&T33 - South sidewalk on College Ave. Matthias to Radio Rd

2013-2014 SNOW REMOVAL ROUTE Sidewalk Route #2
BASE: Facilities and Grounds Operations Center

EQUIPMENT (at F&G Garage)

458 Plow/ Salter
548 Toro Broom
543 Toro Blower
524 Plow
581 Kubota Utility Vehicle Plow
598 Plow 1 Ton
597 Salter Truck
1515 Utilities Plow

SIDEWALK BLOWING/SWEEPING ROUTE

1. F&G - Sidewalks around building - Ballard Road sidewalk.
Northwest fire escape.
2. AMP - Capitol Drive sidewalk park property. Witzke Blvd. Sidewalk.
3. ERB - Playground walkway - sidewalk from Drew & Glendale to pavilion. All perimeter sidewalks.
4. ARB - Packard St, Atlantic St. and Road through park.*** **Garfield Place Sidewalk*****
5. LIN - Linwood Park sidewalk
6. SUM - Summit Sidewalks (Include the south side entrance)
7. HIV - All Highview Park sidewalks.
8. HVT - Highview Trail, Crossing Meadows to Meade Street
9. JJ Rnd - JJ Round a Bout.
10. Fireman's Park - Lightning- Ashbury
11. PRV - Providence Trail, Trails heads at Stargaze and Fall Creek.
- Greenleaf trail entrance.
12. PRV - Providence Park outside walks only.
13. VOS - Vosters Park all sidewalks and Lift Station
14. AMP - Walkway from AMP pavilion to Ice Arena lot.

2018-2019 SNOW REMOVAL ROUTE
Sidewalk Route #3
BASE: MELVIN ST. GARAGE

EQUIPMENT (at Melvin St. Garage)

501 Fuel truck
535 Toro Broom
510 Plow
541 Toro Polar Track

SIDEWALK BLOWING/SWEEPING ROUTE

1. PRC32 - Prospect St. sidewalk. Mason St. to Pierce Ave.
2. PRC32 - Pierce Ave
3. LTZ - Lutz Trail to park lot
4. PD32 - All Police Department walkways and entrances
5. JON32 - Lawrence St. sidewalk
6. LIB32 - All library walkways and entrances
7. CTY - All City sidewalks (**Stay off playground surfacing!**)
8. HOU32 - Houdini Plaza area including island on Oneida St.
9. HAZ33 - Hadzi sidewalk along Lawrence St. & Lawrence and Oneida Island.
10. B&T32 -Oneida St. railroad crossing east and west side of Oneida St.
, Oneida & Pacific, south side of street from
Oneida to Appleton St. Also island on Appleton St.
11. B&T33 Atlantic & Durkee railroad tracks to southeast corner
12. B&T33 -Packard St. north side from Appleton St. to Oneida St.
13. B&T33 -Superior and Packard - from railroad track on Superior to Appleton St.
14. B&T33 -Crosswalks. East side of Clark St. at Packard St. 30 feet north.
Sidewalk on north side of Packard from Clark to Superior St. then 30 feet north on West walk
on Superior.
15. JON32 - Jones Rinks- Sweep and blow rinks.
16. PIO - Pioneer Park Sidewalks
16. VUL/HER32- Walkways.
17. Melvin St. - parking lot.

HAND SHOVELING ROUTE

- 1. F&C - Office walkways and garage entrance doors
- 2. PD32 - Crosswalks - entrances
- 3. LIB32 - Crosswalks - entrances - fire escape stairs
- 4. HOU32 - Houdini Plaza - bench areas – walkways
- 5. Vul/Her32- Sidewalks
- 6. CAV33 - Hand shovel parklet
- 7. JON32 - Jones walkways - warming shelter entrances - stairways - crosswalks - hockey rink
- 8. ARB32 - Packard St. sidewalk and stairway
- 9. CTY - Appleton Plaza
- 10. GLF - Club House Entrance
- 11. PEA - Side walk on Pacific and Vine
- 12. B&T - Atlantic and Sampson Street Ravine sidewalk
- 13. ERB - Skate shelter entrance doors
- 14. HIV - Shovel access to pavilion maintenance room door
- 15. Scheig - Shovel all entrance doors

WEEKEND SNOW REMOVAL

BASE: MELVIN St. Sidewalk Route #4

541 Vplow/Blower/Broom (1 Employee)
501 Shoveler (1 Employee)

- 1. Police Dept.- Walkways & Entrances to Building
- 2. Library- Walkways & Entrances
- 3. Houdini Plaza- Walkways & Driveways
- 4. Hadzi- Sidewalk
- 5. City Park- Sidewalks
- 6. Jones Park- Lawrence St. Walks & Ramps/Rink
- 7. Heritage Park- Walkways

BASE: Golf Course Plow Route #5

506 Plow/Salter (1 Employee)

- 1. Fire Station #1 Drew St.
- 2. Fire Station #2 Matthias St.
- 3. Waste Water Plant- Lots & Roads (Salt Steep Grades)
- 4. Houdini Plaza
- 5. Jones- Road and Rinks
- 6. Golf- Clubhouse & Maint. Lot

Base: F&C Garage Plow Route#4

458 Plow/Salter (1employee)

- 1. Fire Station #6 Lightning Dr.
- 2. Fire Station #4 Greenfield St.
- 3. Ice Arena- Parking Lot
- 4. AMP- West Lot & Road to Pavilion
- 5. Erb- West Lot & Bathhouse Road & Rink
- 6. F&C- Parking Lots

Base: Melvin St. Plow Route #6

510 Plow (1 Employee)

- 1. Fire Station#5 Brewster St.
- 2. Fire Station #3 Grove St.
- 3. Pierce Park- Lots and roadways
- 4. Heritage Park- Roadways & Lots
- 5. Waverly Intake Plant- Lots

Acknowledgments

I would like to thank and acknowledge all the staff involved in the compilation of this manual. Without their continued input this plan would not be possible;

Greg Hoekstra: Grounds Manager

Maureen Hanley: Administrative Services Coordinator

Kris Alberts: Document and Records Specialist

Austen Doherty: Grounds Coordinator

Jason Leicht: Grounds Technician

Jim Kinderman: Grounds Coordinator

Mike Wilson: Grounds Coordinator

Justin Klapa: Grounds Coordinator

Jim Pedersen: Grounds Technician

Marty Schingen: Grounds Technician

Brian VerVoort: Grounds Coordinator

Dan Lamers: Grounds Coordinator



CITY OF APPLETON

Department of Parks & Recreation

1819 East Witzke Blvd.

Appleton, WI 54911

p: 920-832-5905

f: 920-993-3103

www.appletonparkandrec.org

TO: Parks & Recreation Committee

FROM: Dean Gazza

DATE: 5/23/2024

RE: Action: Approve an amendment to the Houdini Plaza Lease Agreement transferring the tenant from Behnke Properties to Mauthe Ventures LLC effective upon sale of tenant's property

Behnke Properties currently leases space within Houdini Plaza for outside seating and is selling Basil's Pub on 7/1/2024. The new owner, Mauthe Ventures LLC, requests to continue this lease per Section 12 of the current lease which allows for such transfer upon approval.

The lease has been beneficial to the City of Appleton and the community. The lease is \$4,700 and increases \$100 annually through 2027. We have a similar lease at Vulcan Heritage Park.

Our department recommends transfer to Mauthe Ventures LLC. Please feel free to contact myself at dean.gazza@appleton.org.



CITY OF APPLETON

Department of Parks & Recreation

1819 East Witzke Blvd.

Appleton, WI 54911

p: 920-832-3919

f: 920-993-3103

www.appleton.org

TO: Parks and Recreation Committee

FROM: Dean R. Gazza

DATE: June 10, 2024

RE: Action: Adopt the Proposed Revised Agreements for Stormwater Ponds at Memorial Park and Reid Golf Course

The Parks and Recreation Department and the Stormwater Utility have reviewed the agreements for stormwater ponds at Memorial Park and Reid Golf Course. Reviews are completed to ensure the agreements remain current and reflect market values. The following changes are being proposed upon review.

1. Annual market value reviews and determined rent will be memorialized as an information item at the Parks and Recreation as well as the Utilities Committees. The adopted annual budget will approve the annual rent. An addendum will not be approved by Common Council.

Attached for review is the current market rent analysis completed by the City Assessor. The following will be the 2025 rent.

Reid Golf Course:	\$22,680.00
Memorial Park North Pond:	\$22,932.00
Memorial Park South Pond:	\$22,050.00

Our department requests approval of the updates which will go into effect June 20, 2024.

Please contact me at 832-5572 or at dean.gazza@appleton.org with any questions.

AGREEMENT FOR STORMWATER PONDS AT MEMORIAL PARK

I. PARTIES

- 1.1 **City of Appleton's Parks and Recreation Department**, with its principal place of business at 1819 East Witzke Boulevard, Appleton, WI 54911 (hereinafter "City").
- 1.2 The **Stormwater Utility**, with its principal place of business at 100 North Appleton Street, Appleton, WI 54911 (hereinafter the "the Utility").
- 1.3 Together, the City and the Utility may be referred to as "the parties".

II. RECITALS

WHEREAS,

- 2.1 The Utility is responsible for the operations that oversee the collection, distribution, treatment, and dissipation of stormwater that accumulates within the City of Appleton; and
- 2.2 The Utility has previously erected two stormwater ponds at Memorial Park; and
- 2.3 The Parties desire to continue to work together to allow the operation of stormwater ponds within Memorial Park; and
- 2.4 The Parties desire to have the Common Council's approval of an arrangement whereby the Utility reimburses City for continued use of said stormwater ponds.

III. THE AGREEMENT

NOW, THEREFORE, in consideration of the fulfillment of the obligations of the parties hereinafter set forth and for other good and valuable consideration, the receipt of which is hereby acknowledged, IT IS MUTUALLY AGREED AND PROMISED, by and between the City and the Utility, as follows:

- 3.1 The Utility will provide payment to the City for the annual use of the Appleton Memorial Park North Pond in the amount of \$21,294.
- 3.2 The Utility will provide payment to the City for the annual use of the Appleton Memorial Park South Pond in the amount of \$20,475.

- 3.3 The Parties agree that market values and rates of return will be reviewed prior to June 1st to determine the applicable rent for the next budget year. This value (herein “annual rent”) shall be memorialized as an information item at the Park and Recreation as well as the Utilities Committees. The adopted annual budget will approve the annual rent.
- 3.4 The annual rent shall be paid by the Stormwater Utility by October 1st of each year.
- 3.5 This Agreement shall remain in effect until Common Council modifies the Agreement. Any amendments or addendums shall be memorialized in writing.
- 3.6 This Agreement became effective on August 2, 2023, the date of approval by the Common Council, as set forth within the attached meeting minutes.

IN WITNESS WHEREOF, the parties have caused the forgoing instrument to be executed on the day and year of the last signature below.

on behalf of
PARKS AND RECREATION DEPARTMENT

on behalf of the
STORMWATER UTILITY

By: _____
 Dean Gazza, Director of Parks and Recreation

By: _____
 Peter Neuberger, Interim Director of Public Works

CITY OF APPLETON

By: _____
 Jacob A. Woodford, Mayor

By: _____
 Kami Lynch, City Clerk

Approved as to form:

Countersigned pursuant to §62.09(10), Wis. Stats.

 Christopher R. Behrens, City Attorney

 Jeri A. Ohman, Director of Finance

CityLaw A22-0821.aka

AGREEMENT FOR STORMWATER PONDS AT MEMORIAL PARK

I. PARTIES

- 1.1 **City of Appleton's Parks, ~~and Recreation, and Facilities Management~~ Department**, with its principal place of business at 1819 East Witzke Boulevard, Appleton, WI 54911 (hereinafter "City").
- 1.2 The **Stormwater Utility**, with its principal place of business at 100 North Appleton Street, Appleton, WI 54911 (hereinafter the "the Utility").
- 1.3 Together, the City and the Utility may be referred to as "the parties".

II. RECITALS

WHEREAS,

- 2.1 The Utility is responsible for the operations that oversee the collection, distribution, treatment, and dissipation of stormwater that accumulates within the City of Appleton; and
- 2.2 The Utility has previously erected two stormwater ponds at Memorial Park; and
- 2.3 The Parties desire to continue to work together to allow the operation of stormwater ponds within Memorial Park; and
- 2.4 The Parties desire to have the Common Council's approval of an arrangement whereby the Utility reimburses ~~PRFM~~ City for continued use of said stormwater ponds.

III. THE AGREEMENT

NOW, THEREFORE, in consideration of the fulfillment of the obligations of the parties hereinafter set forth and for other good and valuable consideration, the receipt of which is hereby acknowledged, IT IS MUTUALLY AGREED AND PROMISED, by and between the City and the Utility, as follows:

- 3.1 The Utility will provide payment to the City for the annual use of the Appleton Memorial Park North Pond in the amount of \$21,294.
- 3.2 The Utility will provide payment to the City for the annual use of the Appleton Memorial Park South Pond in the amount of \$20,475.

~~3.3~~ — The Parties agree that market values and rates of return will be reviewed prior to June 1st to determine the applicable rent for the next budget year. This value (herein “annual rent”) shall be ~~documented~~ memorialized as an information item at the Park and Recreation as well as the Utilities Committees. The adopted annual budget will approve the annual rent. via an addendum to this Agreement and approved by Common Council.

3.3

3.4 The annual rent shall be paid by the Stormwater Utility by October 1st of each year.

3.5 This Agreement shall remain in effect until Common Council modifies the Agreement. Any amendments or addendums shall be memorialized in writing.

3.6 This Agreement became effective on August 2, 2023, the date of approval by the Common Council, as set forth within the attached meeting minutes.

IN WITNESS WHEREOF, the parties have caused the forgoing instrument to be executed on the day and year of the last signature below.

on behalf of
**PARKS, AND RECREATION and FACILITIES
MANAGEMENT DEPARTMENT**

on behalf of the
STORMWATER UTILITY

By: _____
Dean Gazza, Director of Parks, ~~and~~ Recreation and Facilities Management

By: _____
~~Danielle Block~~ Peter Neuberger, Interim
Director of Public Works

CITY OF APPLETON

By: _____
Jacob A. Woodford, Mayor

By: _____
Kami Lynch, City Clerk

Approved as to form:

Countersigned pursuant to §62.09(10), Wis. Stats.

Christopher R. Behrens, City Attorney

Jeri A. Ohman, Director of Finance

CityLaw A22-0821.aka

REID GOLF COURSE AND STORMWATER UTILITY AGREEMENT FOR STORMWATER POND

I. PARTIES

- 1.1 **Reid Golf Course**, a City of Appleton municipal golf course with its principal place of business at 1100 East Fremont Street, Appleton, WI 54915 (hereinafter “Reid”).
- 1.2 The **Stormwater Utility**, a Wisconsin municipal utility with its principal place of business at 100 North Appleton Street, Appleton, WI 54911 (hereinafter the “the Utility”).
- 1.3 Together, Reid and the Utility may be referred to as “the parties”.

II. RECITALS

WHEREAS,

- 2.1 The Utility is responsible for the operations that oversee the collection, distribution, treatment, and dissipation of stormwater that accumulates within the City of Appleton; and
- 2.2 The Utility has previously erected a stormwater pond at Reid; and
- 2.3 The Parties desire to continue to work together to allow the operation of a stormwater pond within Reid; and
- 2.4 The Parties desire to have the Common Council’s approval of an arrangement whereby the Utility annually reimburses Reid Golf Course for continued use of the stormwater pond.

III. THE AGREEMENT

NOW, THEREFORE, in consideration of the fulfillment of the obligations of the parties hereinafter set forth and for other good and valuable consideration, the receipt of which is hereby acknowledged, IT IS MUTUALLY AGREED AND PROMISED, by and between Reid and the Utility, as follows:

- 3.1 The Utility will provide payment to Reid for the annual use of the stormwater pond in the amount of \$21,060.

- 3.2 The Parties agree that market values and rates of return will be reviewed prior to June 1st to determine the applicable rent for the next budget year. This value (herein “annual rent”) shall be memorialized as an information item at the Parks and Recreation as well as the Utilities Committees. The adopted annual budget will approve of the annual rent.
- 3.3 The annual rent shall be paid by the Stormwater Utility by October 1st of each year.
- 3.4 This Agreement shall remain in effect until Common Council modifies the Agreement. Any amendments or addendums shall be memorialized in writing.
- 3.5 This Agreement became effective on August 2, 2023, the date of approval by the Common Council, as set forth within the attached meeting minutes.

IN WITNESS WHEREOF, the parties have caused the forgoing instrument to be executed on the day and year of the last signature below.

on behalf of
REID GOLF COURSE

on behalf of the
STORMWATER UTILITY

By: _____
Dean Gazza, Director of Parks and Recreation

By: _____
Peter Neuberger, Interim Director of Public Works

CITY OF APPLETON

By: _____
Jacob A. Woodford, Mayor

By: _____
Kami Lynch, City Clerk

Approved as to form:

Countersigned pursuant to §62.09(10), Wis. Stats.

Christopher R. Behrens, City Attorney

Jeri A. Ohman, Director of Finance

CityLaw A22-0820.aka

REID GOLF COURSE AND STORMWATER UTILITY AGREEMENT FOR STORMWATER POND

I. PARTIES

- 1.1 **Reid Golf Course**, a City of Appleton municipal golf course with its principal place of business at 1100 East Fremont Street, Appleton, WI 54915 (hereinafter “Reid”).
- 1.2 The **Stormwater Utility**, a Wisconsin municipal utility with its principal place of business at 100 North Appleton Street, Appleton, WI 54911 (hereinafter the “the Utility”).
- 1.3 Together, Reid and the Utility may be referred to as “the parties”.

II. RECITALS

WHEREAS,

- 2.1 The Utility is responsible for the operations that oversee the collection, distribution, treatment, and dissipation of stormwater that accumulates within the City of Appleton; and
- 2.2 The Utility has previously erected a stormwater pond at Reid; and
- 2.3 The Parties desire to continue to work together to allow the operation of a stormwater pond within Reid; and
- 2.4 The Parties desire to have the Common Council’s approval of an arrangement whereby the Utility annually reimburses Reid Golf Course for continued use of the stormwater pond.

III. THE AGREEMENT

NOW, THEREFORE, in consideration of the fulfillment of the obligations of the parties hereinafter set forth and for other good and valuable consideration, the receipt of which is hereby acknowledged, IT IS MUTUALLY AGREED AND PROMISED, by and between Reid and the Utility, as follows:

- 3.1 The Utility will provide payment to Reid for the annual use of the stormwater pond in the amount of \$21,060.

- 3.2 The Parties agree that market values and rates of return will be reviewed prior to June 1st to determine the applicable rent for the next budget year. This value (herein “annual rent”) shall be memorialized as an information item at the Parks and Recreation documents, as well as the Utilities Committees. The adopted annual budget will approve of the annual rent-an addendum to this Agreement and approved by Common Council.
- 3.3 The annual rent shall be paid by the Stormwater Utility by October 1st of each year.
- 3.4 This Agreement shall remain in effect until Common Council modifies the Agreement. Any amendments or addendums shall be memorialized in writing.
- 3.5 This Agreement became effective on August 2, 2023, the date of approval by the Common Council, as set forth within the attached meeting minutes.

IN WITNESS WHEREOF, the parties have caused the forgoing instrument to be executed on the day and year of the last signature below.

on behalf of
REID GOLF COURSE

on behalf of the
STORMWATER UTILITY

By: _____
Dean Gazza, Director of Parks, and
Recreation and Facilities Management

By: _____
~~Danielle Block~~ Peter Neuberger, Interim
Director of Public Works

CITY OF APPLETON

By: _____
Jacob A. Woodford, Mayor

By: _____
Kami Lynch, City Clerk

Approved as to form:

Countersigned pursuant to §62.09(10), Wis. Stats.

Christopher R. Behrens, City Attorney
CityLaw A22-0820.aka

Jeri A. Ohman, Director of Finance

TO: Kelly Rindt, Enterprise Account Manager

FROM: Matthew Tooke, City Assessor

DATE: May 13th, 2024

RE: Market Rent for pond area at Reid Golf Course and Memorial Park

At your request, I have estimated a current market rent for the pond areas on the following parcels:

31-4-0920-00 containing 7.2 acres of Reid Golf Course pond area with an overall parcel size of 95.89 ac.

31-1-6535-01 containing 7.28 acres of Memorial Park pond area with an overall parcel size of 93.58 ac.

31-1-6532-01 containing 7 acres of Memorial Park pond area with an overall parcel size of 46.01 ac.

The subject parcels are located in good established locations, have public utilities readily available, and are considered buildable. They are zoned Public Institutional allowing for variety of uses including assisted living facilities. If sold for redevelopment, rezoning to residential and/or light commercial could be a possibility upon request due to similar surrounding uses.

For purposes of this analysis, the parcels are being valued in the “before” condition using their overall parcel sizes. This valuation methodology is described further in the Reid Golf Course Enterprise Agreement. Also, both parties agree that one rental rate will be established for all the parcels.

Recent comparable sales of large vacant parcels from Oshkosh to Green Bay were analyzed. Due to its good location and many potential uses, the subject would likely sell at \$45,000/acre.

A rate of return on investment (ROR) also needs to be established to determine market rent. The City Stormwater utility is a low-risk tenant, however interest rates have been higher the last 18 mos. For these reasons a rate of return (ROR) of 7% will be used.

Market value of \$45,000/acre x .07 Rate of Return = \$3,150/acre rent



CITY OF APPLETON

Department of Parks & Recreation

1819 East Witzke Blvd.

Appleton, WI 54911

p: 920-832-5905

f: 920-993-3103

www.appletonparkandrec.org

TO: Parks & Recreation Committee

FROM: Dean R. Gazza, Director of Parks & Recreation Department

DATE: 06/10/2024

RE: Action Item: Request Adoption of Resolution #2024-02 for the Wisconsin DNR IRA Urban Forestry Grant.

This request is to approve the adoption of resolution #2024-02 for the Wisconsin DNR IRA Urban Forestry Grant. We would like to apply for this grant in order to replace dead ash trees, increase the tree canopy, and incorporate food forests within the grant boundaries. The grant boundaries include all the disadvantaged census blocks within the Appleton City limits.

We are asking for a total of 2,470 trees to be planted within the grant boundaries. The total grant amount that we are requesting is \$395,000. This is a zero-match grant, and the City will have no financial obligation if the grant was awarded. The administration and oversight of the grant will be a joint effort between Parks & Recreation and Forestry Departments.

Please feel free to contact me at 832-5572 with any questions, or by email at dean.gazza@appleton.org.

RESOLUTION #2024-02

2024 WI DNR IRA Urban Forestry Grant

WHEREAS, the applicant, City of Appleton, is interested in obtaining a grant from Wisconsin Department of Natural Resources for the purpose of funding urban and community forestry projects specified in Ch. NR 47, Wis. Adm. Code;

WHEREAS, the applicant attests to the validity and veracity of the statements and representations contained in the grant application; and

WHEREAS, the applicant requests a grant agreement to carry out the project;

NOW, THEREFORE, BE IT RESOLVED, the applicant, City of Appleton, will comply with all local, state, and federal rules, regulations and ordinances relating to this project and the agreement.

BE IT FURTHER RESOLVED, the applicant will budget a sum sufficient to fully and satisfactorily complete the project and hereby authorizes and empowers the Director of the Parks and Recreation Department, its official or employee, to act on its behalf to:

1. Sign and submit the grant application
2. Sign a grant agreement between applicant and the DNR
3. Submit interim and/or final reports to the DNR to satisfy the grant agreement
4. Submit grant reimbursement request to the DNR
5. Sign and submit other required documentation

Adopted this 19th day of June, 2024.

I hereby certify that the foregoing resolution was duly adopted by the City of Appleton Common Council at a legal meeting on the day of June 19, 2024.

	Director of Parks and Recreation	6/19/2024
Authorized Signature	Title	Date Certified



CITY OF APPLETON

Department of Parks & Recreation

1819 East Witzke Blvd.

Appleton, WI 54911

p: 920-832-3919

f: 920-993-3103

www.appleton.org

TO: Parks & Recreation Committee

FROM: Dean R. Gazza

DATE: June 10, 2024

RE: Action: Approve updated Park Pavilions and Special Areas – Rental and Fee Schedule

The policy was updated to the department's updated name. In addition, the policy was updated to assist persons who are renting pavilions for special events. On a couple occasions, renters reserved the pavilion without having their special event policy completed. They had assumed that once the rental process was completed they were approved for the event. This policy change will insure both processes are completed together to insure they have all necessary approvals to make their event successful.

Please contact me at 832-5572 or at dean.gazza@appleton.org with any questions.

CITY OF APPLETON POLICY		TITLE: PARK PAVILIONS AND SPECIAL AREAS – RENTAL AND FEE SCHEDULE	
ISSUE DATE: November 5, 2014 Day of Council Adoption	LAST UPDATE: November 2, 2022 <u>June 24, 2024</u>		
POLICY SOURCE: Parks & Recreation and Facilities Management Department		TOTAL PAGES: 6	
Reviewed by Attorney’s Office Date:	Parks and Recreation Committee Approval Date: <u>June 24, 2024</u>	Council Approval Date: <u>July 17, 2024</u>	

I. Purpose

To provide a policy to authorize the Parks ~~&~~ Recreation ~~and Facilities Management~~ Department to equitably administer rules and regulations, policies, fees and charges, and manage the use of pavilions, Lutz Park boat launch, and special areas for personal and/or community events. The Parks ~~&~~ Recreation ~~and Facilities Management~~ Department also recognizes that parks and open spaces allow for many quality of life uses for individuals, organizations and groups and bring certain benefits to the community. In addition, the Parks ~~&~~ Recreation ~~and Facilities Management~~ Department is aware that parks and facilities have certain use limitations due to size, available facilities, and location.

II. Policy

This policy authorizes the Parks ~~&~~ Recreation ~~and Facilities Management~~ Department to charge fees for the use of park pavilions, Lutz Park boat launch, and special areas within the rate schedule established by the Parks and Recreation Committee and City Council. The Parks ~~&~~ Recreation ~~and Facilities Management~~ Department has also established normal and ordinary use guidelines for the preservation of the public’s health, safety and welfare, and to promote the responsible use of publicly owned property and facilities. To effectively manage, protect facilities, and promote wise use of natural resources, this policy authorizes the Parks ~~&~~ Recreation ~~and Facilities Management~~ Director and/or designees to:

1. Cancel and/or relocate any reservation that potentially threatens the integrity of the park and/or facility due to misrepresentation of information on the Facility Reservation Agreement, or if conditions of the facility or grounds would potentially create an unsafe situation.
2. Limit the number of weekend reservations for facilities for anyone or any group, organization or individuals that would dominate the use of a facility and/or restrict equal opportunities to reserve facilities by members of the public at large.
3. Deny any facility reservation application if the expected attendance would exceed the safe capacity of the facility so as to endanger public health and ~~safety, or~~ safety or compromise the condition of facilities and/or natural resources.
4. Enforce park rules, regulations, and policies.
5. Require insurance coverage with limits established by the City Risk Manager, for activities or events that are beyond the scope of the “normal and ordinary use limits” established by the Parks ~~&~~ Recreation ~~and Facilities Management~~ Department and listed in the “Fee Schedule” at the end of this policy.

III. Definitions

- **Area Schools** - All elementary and secondary schools, both public and private, within the corporate boundaries of the City of Appleton.

- ~~Exchange of Money~~ – The sale of food, beverage and other associated products at an event or program that is held in a city park and/or special area specifically reserved for that event or program.
- **Facility Reservation Policies and Procedures** - These policies and procedures are stated on the back of the Facility Reservation Agreement that explain reservations, cancellation/refund procedures, alcohol policies and damage policies.
- **Late Reservation** - Request for a reservation of city park facility and/or special area that is received less than five (5) business days before the reservation date.
- **Normal and Ordinary Use of City of Appleton Parks** - Is defined as parks and facilities being used in a manner that is consistent with the intent of the park and/or facility. (For example, the ball diamond complex is used for softball/baseball games, tournaments, etc. Pavilions are used for family gatherings, company picnics, etc.)
- **Normal and Ordinary Use Guidelines** – The recommended number of individuals allowed per facility reservation agreement as listed in the Fee Schedule.
- **Park Rules & Regulations** - Regulations formulated by the City Council and published by the Parks ~~&~~ Recreation ~~and Facilities Management~~ Department. These rules and regulations are included with every Facility Reservation Agreement packet.
- **Pavilion/Park Capacities** - Maximum number of people that are allowed to be within a pavilion and/or park, and is established and published by the Parks ~~&~~ Recreation ~~and Facilities Management~~ Department.
- **Processing Fee** - Fee charged to process a refund and/or cancellation request that is received before the reservation date.
- **Special Event** - Any planned occurrence on the public right-of-way or public premises including, but not limited to, parades, gatherings, festivals and athletic events which is not within the normal and ordinary use of that public premises or place or which by nature of the event, may have a greater impact on City services or resources than would have occurred had the event not taken place. Whether the event is considered within the normal, ordinary, or intended use of a public park and/or special area within a park shall be determined by the Parks ~~&~~ Recreation, ~~and Facilities Management~~ Department.
- **Event Fee** – Fee charged for the rental of any pavilion and/or special area that is determined to be special event.

IV. Discussion

This policy defines how park pavilions, the Lutz Park boat landing, and special use areas shall be reserved by individuals, organizations and/or groups for normal and ordinary use of the facility. The policy shall also define the fee (s) charged to these individuals, organizations and/or groups for their reservation request if the facility use is required to follow the Special Events Policy.

V. Reservations:

1. All groups, individuals and organizations reserving park pavilions and special areas will be charged in accordance with the established rate schedule, including but not limited to: reservation fee; ~~exchange of money permit~~; tent permit; tent inspection fee; late registration; special event fee for facility.
2. Area schools using the park pavilions Monday through Friday as part of normal classroom activities will not be charged a rental fee but may be required to obtain a Special Event License.
3. The reservation of park pavilions and/or facilities that exceed the normal and ordinary use shall follow the procedures identified in the Special Events Policy and will be required to pay all fees required under the Special Events Policy, including a separate “Event Fee” of \$50.00 as listed in the Fee Schedule on the last page of this policy.
4. For Special Events, a park pavilion and/or special area will not be considered reserved until the special event permit is issued. The Parks & Recreation Department will hold

[the reservation for a pavilion for up to 30-days while the special event application is being reviewed. After 30-days the pavilion will be available to other interested parties if a special event permit is not obtained.](#)

- 4.5. Organizations/groups that have reserved park pavilions and/or special areas for special events shall have thirty (30) days after the date of the special event to reserve the park pavilion and/or special use areas for the same weekend and/or date for the following year. After thirty (30) days, the Parks ~~&~~ Recreation ~~and Facilities Management~~ Department will make the pavilion available to other interested parties.
- 5.6. All other reservations for park pavilions or facilities are on a first-come, first-served basis and may be made no more than one (1) year in advance.
- 6.7. The Parks ~~&~~ Recreation ~~and Facilities Management~~ Department reserves the right to require a security deposit for any reservation based on the type of event, number of participants, use of facility, etc. The amount of the security deposit will be based on factors listed earlier. The security deposit will be returned within 10-14 business days after the event if all conditions of the reservation request were met, including, but not limited to: facility clean-up; proper vacation of the facilities; removal of personal equipment/supplies/etc.; and leaving the facility (s) in a clean and orderly condition.
- 7.8. All applications for facility reservations must be made at least five (5) business days in advance of the reservation date. Applications not made before this time period will be charged an additional \$10.00 for each reservation.
- 8.9. Groups and/or organizations may be required to reserve multiple pavilions and/or special areas if the Parks ~~&~~ Recreation ~~and Facilities Management~~ Department determines the event or activity warrants the additional reservations.
- 9.10. The fee schedule noted in this policy shall become effective November 15, 2022 , and shall remain in effect until it is modified, changed, and/or repealed. The remainder of the policy will be effective upon adoption by the City Council.

Cancellation/Refunds:

- A full refund of the rental fee will be made if the reservation is cancelled more than 90 days in advance of the event. A full refund of the rental fee for a cancellation at a park pavilion or facility less than 90 days in advance of the event will be made only if the facility can be rented to another party for the date canceled. Refunds are subject to a \$10.00 processing fee.
- A full refund of the rental fee will be made if the reservation is cancelled by the Parks ~~&~~ Recreation ~~and Facilities Management~~ Department due to park closings, construction activities, etc. These refunds are not subject to the \$10.00 processing fee.

Lutz Park Launch Fees:

1. Permits will be required of all persons launching any watercraft from a trailer or similar device at the Lutz Park boat launch facility.
2. Daily launch permits are available through a self-registration system at Lutz Park. Permit receipts shall be torn off boat launch fee envelopes and placed on the vehicle dashboard. Vehicles not displaying permit receipts properly may be ticketed.
3. Annual boat launch permits shall be affixed to the rear axle of the boat trailer or similar device in a visible location.

FEE SCHEDULE

<u>Pavilion</u>	<i>Current Fees (per day)</i>		<u>Normal and Ordinary Use Limits</u>
	<u>Resident</u>	<u>Non-Resident</u>	
Alicia	\$50.00	\$100.00	Not to exceed 120 individuals per facility reservation agreement
AMP - Pavilion	\$60.00	\$120.00	Not to exceed 120 individuals per facility reservation agreement
AMP - Amphitheater	\$45.00	\$90.00	
City	\$50.00	\$100.00	Not to exceed 120 individuals per facility reservation agreement
Colony Oaks	\$50.00	\$100.00	Not to exceed 120 individuals per facility reservation agreement
Derks	\$50.00	\$100.00	Not to exceed 120 individuals per facility reservation agreement
Erb	\$80.00	\$160.00	Up to 200 individuals per facility reservation agreement
Green Meadows	\$50.00	\$100.00	Not to exceed 120 individuals per facility reservation agreement
Highview	\$50.00	\$100.00	Not to exceed 120 individuals per facility reservation agreement
Hoover	\$50.00	\$100.00	Not to exceed 120 individuals per facility reservation agreement
Jaycee	\$50.00	\$100.00	Not to exceed 120 individuals per facility reservation agreement
Kiwanis	\$50.00	\$100.00	Not to exceed 120 individuals per facility reservation agreement
Linwood	\$50.00	\$100.00	Not to exceed 120 individuals per facility reservation agreement
Lions	\$50.00	\$100.00	Not to exceed 120 individuals per facility reservation agreement
Peabody	\$50.00	\$100.00	Not to exceed 120 individuals per facility reservation agreement
Pierce	\$125.00	\$250.00	Up to 500 individuals per facility reservation agreement
Schaefer	\$50.00	\$100.00	Not to exceed 120 individuals per facility reservation agreement
Telulah (Large)	\$100.00	\$200.00	Up to 200 individuals per facility reservation agreement

Special Areas	Fees
AMP – Events Ground	\$100.00 per day
Other Fees	
Exchange of Money Permit	\$25.00 per day
Tent Permit	\$15.00 per tent, per day
Fire Inspection (for tents)	\$25.00 per event
Late Reservation	\$10.00
Processing Fee	\$10.00
Boat Landing	
Daily Fee	\$5.00
Annual Resident	\$15.00
Annual - Non Resident	\$35.00
Special Event Fee	\$50.00 per event

City of Appleton - Reid Golf Course
Revenues - May 31, 2024

	2023		2024	
	2023 Y-T-D Rounds	Total Revenue	2024 Y-T-D Rounds	Total Revenue
Green Fees				
Weekday-18 Holes	1,058	\$18,532.98	1,053	\$24,298.03
Weekday-9 Holes	3,475	\$51,829.50	4,283	\$63,296.31
Weekend - 18-Holes	751	\$18,162.02	947	\$24,930.08
Weekend - 9 Holes	871	\$13,597.72	1,199	\$18,939.84
Twilight Golf	663	\$8,170.96	978	\$12,763.98
Passholder Rounds	2,733		3,677	
Team Rounds	739		935	
Sub-Totals	10,290	\$110,293.18	13,072	\$144,228.24
Pass/Coupon/Discount Card Sales				
	2023 Y-T-D Sales	Total Revenues	2024 Y-T-D Sales	Total Revenues
Pass Sales	193	\$89,800.59	197	\$104,198.00
Corporate Pass Sales	12	\$34,123.20	13	\$36,966.84
Discount Cards	159	\$4,770.00	210	\$6,593.16
Cart Revenue				
	2023 Y-T-D Cart Sales	Total Revenues	2024 Y-T-D Cart Sales	Total Revenues
Cart Fee	5,105	\$51,053.93	6,835	\$58,279.61
Annual Cart Passes	32	\$15,164.53	56	\$14,305.43
Practice Range				
	2023 Y-T-D Sales	Total Revenues	2024 Y-T-D Sales	Total Revenues
Driving Range	1,598	\$12,484.05	1,211	\$10,143.16
Annual Range Pass	21	\$5,815.14	12	\$3,779.54
Golf Shop Merchandise				
	2023 Y-T-D Sales	Total Revenues	2024 Y-T-D Sales	Total Revenues
Balls/Assessories/Apparel/Misc.	852	\$8,965.66	969	\$9,428.11
Gift Cards	77	\$4,770.00	86	\$5,100.00
Lessons**	156	\$7,200.00	130	\$6,095.00
Other Rentals***	183	\$2,498.54	275	\$2,707.30
Food and Beverage				
	2023 Y-T-D Sales	Total Revenues	2024 Y-T-D Sales	Total Revenues
Food		\$4,685.21		\$4,414.13
Beverage		\$5,536.83		\$6,297.53
Alcohol Sales		\$22,475.51		\$24,372.33
Catering/Banquet		\$70.87		\$81.65
Total Revenue (All Categories)		\$379,707.24		\$436,990.03

**Lessons include private, group and juniors

***Other rentals include additional revenue club rentals, pull carts & locker rentals

Reid Golf Course Budget May 31st Expense Report

Description	Budget	End of May Expenses	Available
Regular Salaries	\$223,362	-\$85,702.00	\$137,660
Overtime	\$624	\$0.00	\$624
Part-Time	\$178,550	-\$37,894.00	\$140,656
Fringes	\$93,775	-\$42,808.00	\$50,967
Training/Conferences	\$3,375.00	-\$2,836.45	\$539
Office Supplies	\$500.00	-\$13.60	\$486
Memberships & Licenses	\$2,170.00	-\$1,231.00	\$939
Building Maint./Janitorial	\$1,500.00	-\$573.00	\$927
Food & Provisions	\$50.00	\$0.00	\$50
Landscape Supplies	\$41,800.00	-\$26,978.00	\$14,822
Concession/Merchandise Supplies	\$65,600.00	-\$34,733.00	\$30,867
Other Misc. Supplies	\$3,500.00	-\$100.00	\$3,400
City Copy Charges	\$0.00	\$0.00	\$0
Outside Printing	\$4,000.00	-\$85.00	\$3,915
Uniforms	\$500.00	\$0.00	\$500
Gas Purchases	\$20,770.00	-\$6,149.00	\$14,621
Miscellaneous Equipment	\$6,700.00	-\$5,086.00	\$1,614
Accounting/Audit Fees	\$2,160.00	\$0.00	\$2,160
Bank Service Fees	\$24,000.00	-\$3,500.00	\$20,500
Consulting Services	\$15,500.00	\$0.00	\$15,500
Solid Waste/Recycling Pickup	\$2,534.00	-\$1,036.00	\$1,498
Contractor Fees	\$1,500.00	-\$618.00	\$882
Advertising	\$5,000.00	-\$2,126.00	\$2,874
Electric	\$24,562.00	-\$7,539.00	\$17,023
Gas	\$6,446.00	-\$3,039.00	\$3,407
Water	\$1,800.00	-\$241.00	\$1,559
Sewer	\$555.00	-\$77.00	\$478
Stormwater	\$13,160.00	-\$2,186.00	\$10,974
Telephone	\$3,000.00	-\$379.00	\$2,621
Cellular Phones	\$1,000.00	-\$323.00	\$677
Cable Services	\$2,500.00	-\$512.00	\$1,988
Equip Repairs & Maint	\$6,500.00	-\$1,989.00	\$4,511
Facilities Charges	\$44,215.00	-\$14,750.00	\$29,465
Software Support	\$1,944.00	\$0.00	\$1,944
CEA Operations/Maint.	\$35,445.00	-\$26,234.00	\$9,211
CEA Depreciation/Replace.	\$85,109.00	-\$26,767.00	\$58,342
Grounds Repair & Maintenance	\$10,000.00	\$0.00	\$10,000
Insurance	\$7,550.00	-\$3,145.00	\$4,405
Equipment Rent	\$33,500.00	-\$4,660.00	\$28,840
Depreciation Expense	\$61,000.00	-\$26,575.00	\$34,425
Interest Payments	\$1,725.00	-\$720.00	\$1,005
Other Capital Outlay	\$30,000.00	\$0.00	\$30,000
Transfer Out - General Fund	\$26,850.00	-\$11,900.00	\$14,950
Expense Total	\$1,094,331.00	-\$382,505.05	\$711,826