

Newly Reported COVID-19 Cases in Appleton  
by Week, with an Average per Week

■ New Cases Last 7 Days    — Weekly Average New Cases

$38 + 35 = 73$  (2 week case counts)

$73 / 75,000 = .0000973$  (Appleton population 75,000)

$.0000973 \times 100,000 = 97.3$  (equals burden)

**Low** less than or equal to 10 per 100,000 people

**Moderate** greater than 10 but less than 50 per 100,000 people

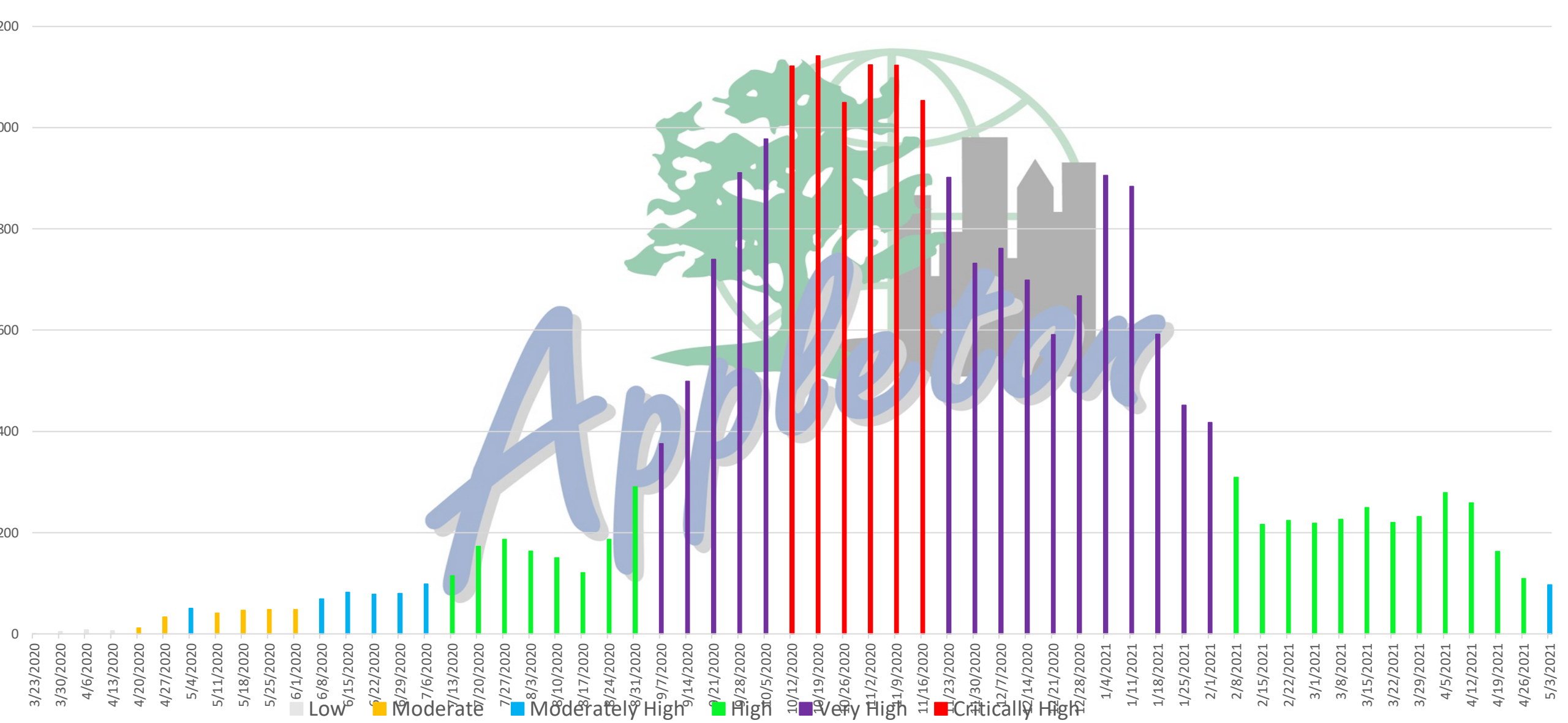
**Moderately High** greater than 50 but less than 100 per 100,000 people

**High** is greater than 100 per 100,000 people

**Very High** is greater than 350 per 100,000 people

**Critically High** is greater than 1,000 per 100,000 people

| Table 1. Two indicators being based on confirmed cases: Burden and Trajectory. A third indicator maps Burden and Trajectory indicators into one composite indicator. |   |                        |                                |                 |                 |
|--|---|------------------------|--------------------------------|-----------------|-----------------|
| Indicator  | Definition  | Classes                |                                |                 |                 |
| Burden   | Total number of cases per 100,000 in the last two weeks ( $B$ )                           | Low                    | $B \leq 10$                    |                 |                 |
|  |   | Moderate               | $10 < B \leq 50$               |                 |                 |
|  |   | Moderately High        | $50 < B \leq 100$              |                 |                 |
|  |   | High                   | $100 < B \leq 350$             |                 |                 |
|  |   | Very High              | $350 < B \leq 1000$            |                 |                 |
|  |   | Critically High        | $1000 < B$                     |                 |                 |
| Trajectory   | Percent change in the last two weeks ( $T$ ), p-value from a test against $T = 0$ ( $p$ ) | Shrinking              | $T \leq -10\%$ and $p < 0.025$ |                 |                 |
|  |   | Growing                | $10\% \leq T$ and $p < 0.025$  |                 |                 |
|  |   | Not changing (No Call) | Otherwise                      |                 |                 |
| Case status indicator(Composite of burden and trajectory)  | Summary concern based on Burden and Trajectory classifications                            |                        | Shrinking                      | No Call         | Growing         |
|  |   | Low                    | Low                            | Low             | Medium          |
|  |   | Moderate               | Medium                         | Medium          | High            |
|  |   | Moderately High        | Medium                         | High            | High            |
|  |   | High                   | High                           | High            | High            |
|  |   | Very High              | Very High                      | Very High       | Very High       |
|  |   | Critically High        | Critically High                | Critically High | Critically High |



Two Week Total New COVID-19 Cases in Appleton,  
 Rate per 100,000 Population, Risk Level Assessments per WDHS

## TEST TOTALS INDOOR SITE

| JANUARY      |             | FEBRUARY     |             | MARCH        |            | APRIL        |            | MAY          |    |
|--------------|-------------|--------------|-------------|--------------|------------|--------------|------------|--------------|----|
| 1/11         | 193         | 2/1          | 129         | 3/1          | 101        | 4/1          | 11         | 5/5          | 29 |
| 1/12         | 127         | 2/2          | 78          | 3/2          | 47         | 4/2          | 15         | 5/6          | 30 |
| 1/13         | 128         | 2/3          | 133         | 3/3          | 57         | 4/7          | 36         | 5/7          | 14 |
| 1/19         | 153         | 2/8          | 158         | 3/8          | 82         | 4/8          | 29         | 5/12         |    |
| 1/20         | 120         | 2/9          | 66          | 3/9          | 46         | 4/9          | 34         | 5/13         |    |
| 1/25         | 173         | 2/10         | 93          | 3/10         | 60         | 4/14         | 33         | 5/14         |    |
| 1/26         | 95          | 2/16         | 117         | 3/15         | 40         | 4/15         | 23         | 5/19         |    |
| 1/27         | 124         | 2/17         | 98          | 3/16         | 37         | 4/16         | 23         | 5/20         |    |
| <b>Total</b> | <b>1113</b> | 2/22         | 110         | 3/17         | 52         | 4/21         | 42         | 5/21         |    |
|              |             | 2/23         | 56          | 3/22         | 65         | 4/22         | 35         | 5/26         |    |
|              |             | 2/24         | 55          | 3/23         | 43         | 4/23         | 20         | 5/27         |    |
|              |             | <b>Total</b> | <b>1093</b> | 3/24         | 50         | 4/28         | 32         | <b>Total</b> |    |
|              |             |              |             | 3/31         | 34         | 4/29         | 15         |              |    |
|              |             |              |             | <b>Total</b> | <b>714</b> | 4/30         | 21         |              |    |
|              |             |              |             |              |            | <b>Total</b> | <b>369</b> |              |    |

# VACCINATIONS TO DATE (5/11/21)

|                           | FULLY VACCINATED | AT LEAST ONE SINGLE DOSE |
|---------------------------|------------------|--------------------------|
| STATE                     | 37.6%            | 44.5%                    |
| CALUMET                   | 34.2%            | 39.8%                    |
| WINNEBAGO                 | 35.5%            | 41.7%                    |
| OUTAGAMIE                 | 36.3%            | 43.1%                    |
| APPLETON                  | 37.1%            | 43.5%                    |
| APPLETON VACCINE ELIGIBLE | 46.1%            | 54.0%                    |





TENILLE RAATZ.png



DENISE BINNING.png



LORI TRANTER.png



CARLY HERMES.png



MARCIA BROEREN.png



BOB GEHRINGER.png



GAYLE KAGEN.png



KATHY TESMER.png



PEGGY HARTFIEL.png



LINDA STERNHAGEN.p...



MARK VILLWOCK.png



JULIE LEDERHAUS.png



NICOLE SMET.png



TOM KIRSLING.png



BARB SCHULTZ.png



RHONDA ROBERTS.png



NANCY BRESSERS.png



DAN BRESSERS.png





 KARL HELD.png



 KARI FISCHER.png



 KAREN TSEFFOS.png



 JULIA LENOBLE.png



 JULIE READE.png



 JULIE CALLAHAN.png



 JOLENE BLAKE.png



 JOHN THOMPSON.png



 JOHN SIEBERS.png



 JOHN PETERSON.png



 JIM ROBERTS.png



 JEFF JENSEN.png



 JANET BREAUX.png



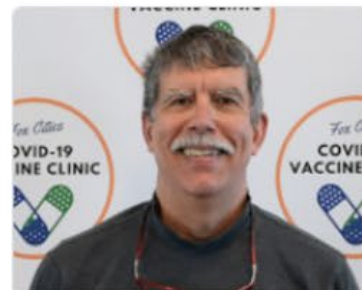
 JAMES KLEIN.png



 JACKIE EGGBRECHT...



 HEIDI PRAHL.png



 GREG STEINER.png



 GEORGIA BERCEAU.png





GENE WALLIS.png



GARY STERNHAGEN.p...



GARY BREAUX.png



GAIL RUYS.png



ERIN FALKOWSKI.png



ELISE EDWARDS.png



DUANE MCDONALD.png



DEBRA UMNUS.png



DEB WATERS.png



DANIELLE SOUTHARD...



DANIEL FOCHS.png



CONNIE GHERNA.png



CINDY MUELLER.png



CHUCK RUYS.png



CHARLOTTE GATOWS...



CASSANDRA TSEFFOS...



CARRIE WIERSMA.png



CARRIE MCDONALD.png





 CAROLINE ROZNIK.png



 CAROL RAHEY.png



 CARMEN FILTZ.png



 BRUCE KING.png



 BRUCE HANNIGAN.png



 BONNIE SIMON.png



 BETH MENZEL.png



 BETH HOFFMAN.png



 BECKY VAN BOXTEL.p...




 BEATRIZ JARVIS.png



 BARBARA TIMMONS.p...



 BARB WILHELMS.png



 BARB HELD.png



 ANNE SCHMIDT.png




 ANNA KAMINSKI.png



 ANGELA SOURS.png



 ALY TREY.png



 ADA HALL.png





CASSY STEFL.png



SCOTT LAURIN.png



MARY BETH NIENHAU...



JULIE ERICKSON.png



JENNIFER BASLER.png



KAYLA NESSMANN.png



DEB PIERPONT.png



KURT EGGBRECHT.png



BEV LENZ.png



DAN LENZ.png



SUSAN PENNISTON.png



KRISTA WATERSTRAD...



CARRIE VOLP.png



KATHY SEELIGER.png



KATHY VOGEL.png



MICHAEL WAGE.png



KENNETH GELLER.png



GENE REECE.png





CAROL WIEGAND.png



SHENG RIECHERS.png



LYNN HUENINK.png



SHARI ANDERSON.png



SANDY NICHOLS.png



ALICE BOSHOVEN.png



SUE WOELFEL.png



MEGAN LEIGL.png



VICKY SWENSON.png



SHELLY WELHOUSE.png



DAWN SMITHLIN.png



MARY HANSEN.png



LILLIAN DUFFRIN.png



JANIE STEVENSON.png



JP HEIM.png



MELODY JOHNSON.png



LEANNE MILLIREN.png



PAUL SHRODE.png





GINA PHILLIPS.png



AMANDA HATCH.png



DARLENE PAWELKIEWI...



LORI VERHAGEN.png



LEON BEHNKE.png



EMILY RIEDER.png



KYLIE RIEDER.png



PAT LEIGL.png



JEFF FELDT.png



MIKE HENDRICK.png



CAROL HENDRICK.png



VAL DAVIS.png



STEPHANIE THIEDE.png



CINDY BRYLSKI-BREIT...



KORINA AGMAR.png



LAURA JACOBS.png



STEPHEN GROPPEL.png



TOM SCHEMM.png





 BILL BRENNAN.png



 BECKY LINDBERG.png



 KATELAN LECLAIRE.png



 GARY TOMESSEN.png



 BRENDA COENEN.png



 JAMES TOBIN.png



 JOHN IGLAR.png



 SHARI IGLAR.png



 SUE LARSON.png



 BARB DONNERMEYER...



 JEAN MORROW.png



 MARY BINA-FRYMART...



 TONY MOYLE.png



 KATHY KRAUS.png



 BONNIE SCHMIDT.png



 STEPHANIE NEWLIN.p...



 SONJA JENSEN.png



 ROBERT OLSON.png



 RIMA PATEL.png



Katie Heidke



Mike Stanonik



Michelle Roberts





JASON AHO.png



KAYE LYNN BERG.png



JESS MOYLE.png



MARY GUYETTE.png



KATHLEEN SPRANGER...



PAULA RIEDER.png



CATHY RANDERSON.p...



BRIAN STEERS.png



MARGARET VOISSEM....



JODY SPRINGER.png



BOB VAN THIEL.png



JOLENE VAN THIEL.png



AARON TOMLINSON.p...



RAY ST. LOUIS.png



CASSIDY WALSH.png



WILLIAM SCHNEIDER...



WENDY STEERS.png



TRAVIS GILBERT.png



WILLIAM NELSON.png



MARIJKE VAN ROOJEN.p...



TOM LONG.png



JENNIFER ZERNZACH.png





SHARON HOLT.png



SEAN TIMM.png



SARAH KOHTALA.png



SARAH ERICKSON.png



RONALD KAHLER.png



ROBIN PRICE.png



ROBIN JO JENSEN.png



RENEE GEYER.png



PEG EBEN.png



PAULA SKITCH.png



PATTI RING.png



PAT EXARHOS.png



NICK TSEFFOS.png



NATALIE GEHRINGER....



MONICA SECOR.png



MONICA LUEBKE.png



MICHELE SCHELBLE.p...



MICHAEL TYLOR LOSS...



RONALD PERZ.png



NATALIE VANDEVELD...




PENNI PAUTZ.png



YVONNE MORROW.png





TONY DESMOND.png



TOM STOEGER.png



TOM SCHELBLE.png



TOM PFLUGARDT.png



TIFFANY HARLEY.png



THOMAS HERMSEN.png



THERESA VOGL.png



THERESA TURNER.png



THERESA RECHNER.png



THERESA GARCIA.png



TERRY GERRITS.png



TERESA BOVEE.png



TAMMY CLOUTIER.png



SYDNEY RADANDT.png



SUE RAE MILLER.png



STEVE WATERS.png




STEPHANIE HANES.png



SHARON WALLIS.png



LYNN VAN GRINSVEN...



JACK CHELSKY.png



ANNE NORMAN.png



BOB SALM.png





MICHAEL REIMER.png



MEGAN EVERSON.png



MARY KILEY.png



MARY FRITZ.png



MARK BOEHLKE.png



MADLINE UNGEN.png



LYNN VAN SCHYNDEL...



LUANN DESMOND.png



LIZ SCHNEIDER.png



LIZ LONERAGAN.png



LISA SCHMOLL.png



LINDSEY UTING.png



LINDA RASMUSSEN.png



LINDA HOLZSCHUH.png



LEAH JACOBSON.png



KIM BITTNER.png



KATHY WATTERS.png



KATHY STOCKWELL.png



AMY ZYENDA.png



BEE XIONG.png



TOM KIRSLING.png



KATHY SALM.png



HOLLY MAES.png

No Photo Available:

Alison Cleaver

Alice Boshoven

Annette Fox

Jodi Ausloos

Karen Adler-Fischer

Kathy Croff

Kris Roloff

Dr. Lee Vogel

Mary Ruhnke

Sharon Westphal

Stephanie Wilber

Traci Schultz

Allen Last

Amy Morrow

Deborah Forslund

Julie Beining

Kari Sengstock

Brigitte Handevitd

Laura Verhagen

Maggie Dorherty

Sandy Panzer

Sherry Otto

Suzanne Dupont

Taylor Patterson