



# City of Appleton

100 North Appleton Street  
Appleton, WI 54911-4799  
[www.appleton.org](http://www.appleton.org)

## Meeting Agenda - Final Board of Health

---

Wednesday, March 10, 2021

7:00 AM

Council Chambers, 6th Floor

---

1. Call meeting to order
2. Roll call of membership
3. Approval of minutes from previous meeting  
[21-0225](#) February BOH Minutes  
**Attachments:** [February 2020.pdf](#)
4. **Public Hearings/Apearances**
5. **Action Items**  
[21-0226](#) Noise Variance Request: W-21 Sewer/Water Main Reconstruction  
**Attachments:** [W-21 Appleton Street.pdf](#)  
[21-0285](#) Proposed Additions to Code Section 9-52: Operation of premises licensed for retail sales  
**Attachments:** [Memo to BOH.pdf](#)  
[Oct 2016 Edit.pdf](#)  
[Proposed Revision.pdf](#)
6. **Information Items**  
[21-0283](#) COVID-19 Update  
**Attachments:** [COVID -19 Cases.pdf](#)  
[21-0233](#) 4th Quarter 2020 Report and Executive Summary  
**Attachments:** [4th Quarter 2020.pdf](#)  
[21-0224](#) 4th Quarter 2020 Budget Performance Review  
**Attachments:** [Budget Review 4th Quarter 2020.pdf](#)

[21-0286](#)

Noise Variance Approvals

**Attachments:** [Noise Variance Requests.pdf](#)

7. Adjournment

*Notice is hereby given that a quorum of the Common Council may be present during this meeting, although no Council action will be taken.*

*Reasonable Accommodations for Persons with Disabilities will be made upon Request and if Feasible.*



# City of Appleton

100 North Appleton Street  
Appleton, WI 54911-4799  
www.appleton.org

## Meeting Minutes - Final Board of Health

---

Wednesday, February 10, 2021

7:00 AM

Council Chambers, 6th Floor

---

### Call to order

*The meeting was called to order by Chair Nelson at 7:01am*

### 2. Roll call of membership

*Aldersperson Meltzer arrived late.*

**Present:** 7 - Vogel, Nelson, Fenton, Meltzer, Woodford, Spears and Fuchs

### 3. Approval of minutes from previous meeting

[21-0131](#)

Board of Health Meeting Minutes from January 13, 2021

**Attachments:** [BOH Minutes 1-13-21.pdf](#)

**Spears moved, seconded by Vogel, that the Minutes be approved. Roll Call.  
Motion carried by the following vote:**

**Aye:** 6 - Vogel, Nelson, Fenton, Woodford, Spears and Fuchs

**Excused:** 1 - Meltzer

### 4. Public Hearings/Appealances

### 5. Action Items

[21-0144](#)

Fox Cities Exhibition Center Agreement

**Attachments:** [Bd. of Health Memo FCEC Rental Agreement.pdf](#)

[FCEC Rental Agreement Jan 26-28 and Feb 2021 \(002\).pdf](#)

[FCEC Rental Agreement March 1.2021 Edits.pdf](#)

**Vogel moved, seconded by Fenton, that the Agreement be recommended for approval. Roll Call. Motion carried by the following vote:**

**Aye:** 6 - Vogel, Nelson, Fenton, Woodford, Spears and Fuchs

**Excused:** 1 - Meltzer

**6. Information Items**

[21-0141](#) COVID-19 Update

**Attachments:** [COVID -19 Cases \(00C\).pdf](#)

**This Report Action Item was presented**

[21-0133](#) 2020 Survey Results

**Attachments:** [Copy of 2020 Survey Results - ENV.pdf](#)  
[Copy of 2020 Survey Results - W&M.pdf](#)

**This Report Action Item was presented**

**7. Adjournment**

**Spears moved, seconded by Fenton that the meeting be adjourned at 8:16 a.m.  
Roll Call. Motion carried by the following vote:**

**Aye:** 7 - Vogel, Nelson, Fenton, Meltzer, Woodford, Spears and Fuchs

**DEPARTMENT OF PUBLIC WORKS**  
**Engineering Division**  
**100 North Appleton Street**  
**Appleton, WI 54911**  
**TEL (920) 832-6474**  
**FAX (920) 832-6489**

February 24, 2021

Health Officer  
City of Appleton Health Department  
100 N. Appleton Street  
Appleton, WI 54911

RE: Request for Noise Variance  
Unit W-21 Appleton Street Sewer and Water Main Reconstruction

Dear Mr. Eggebrecht:

This letter is to request a noise variance for an upcoming Department of Public Works project in the City of Appleton. Contract W-21 is to reconstruct the City's underground facilities on multiple streets, including Appleton Street from College Avenue to Pacific Street, Oneida Street from Pacific Street to Atlantic Street, Atlantic Street from Oneida Street to Lawe Street, Elsie Street from Mason Street to Richmond Street, and Meade Street from Pacific Street to Commercial Street. Each of these individual portions of the overall project will consist of relaying the water main. The City will also be doing extensive sanitary and storm sewer and lateral work on these streets.

The bid opening for this project was February 15, 2021 with Dorner Inc. being the low bidder. Contract W-21 was awarded by the Common Council on February 17, 2021.

Construction on Appleton Street and Elsie Street will start around March 22, 2021 and the entire project will be completed by October 22, 2021. All scheduled sanitary and storm sewer work shall be completed during normal working hours. Most of the scheduled water main reconstruction will also be completed during normal working hours. During water main reconstruction the water shall be shut off during different times to allow the contractor to make the connection from the new water main to the existing water main or reconnecting the water service to a property. It is during this time that the City is applying for a noise variance to allow the contractor to work during "off" hours (between the hours 7 p.m. and 7 a.m.). Appleton Street, Oneida Street, Atlantic Street and Meade Street have a combination of businesses, restaurants and churches as well as the Appleton Public Library and City Center that make it very difficult to shut-off the water to these buildings during normal working hours. The City and the contractor will make every effort to coordinate the water shut-offs during normal working hours. If, however, a water main connection needs to be completed during "off" hours to minimize the disruption to the businesses, restaurants, churches, Appleton Public Library and City Center this would allow the contractor to do so.

Appleton Street from College Avenue to Pacific Street and Oneida Street from Pacific Street to Atlantic Street consist mostly of businesses and restaurants as well as the City Center and Appleton Public Library, so there would be minimal "off" hour noise impact on residences. Atlantic Street and Meade Street are both primarily residential streets with a few businesses, an apartment complex and Appleton Fire Station No. 1 located on the corner of Atlantic Street and Drew Street. The average time it takes to shut-off the water, connect to the existing water main and turn the water back on is approximately four (4) hours. Standard construction equipment will be used when

connecting to the existing water main (backhoe, trucks, endloader, sawcutting.....etc.).

The businesses, restaurants, churches, city center, library and residences will be notified of the project by a courtesy notice from the City. Additional communication from the contractor and the City will be made to the property owners/residents when the water service to there building will be interrupted.

Thank you and please do not hesitate to call me at 920.832.6483 if you have any questions.

Sincerely,

A handwritten signature in black ink that reads "Samuel Buetow". The signature is written in a cursive style with a long horizontal stroke at the end.

Samuel Buetow  
Project Engineer



“...meeting community needs...enhancing quality of life.”

TO: Board of Health

FROM: Kurt Eggebrecht, Health Officer

DATE: 3/4/2021

RE: Code Section 9-52 Operation of premises licensed for retail sales

#### History

In October of 2016, the Board of Health voted to approve recommended ordinance language changes because of the 2015 Wisconsin Act 55. The Food, Safety, and Licensing section of the Department of Health Services as it was merged with the Division of Food Safety at the Wisconsin Department of Agriculture, Trade and Consumer Protection (WDATCP), created a new “Division of Food and Recreational Safety” in WDATCP effective July 1, 2016. As a result of that merger, several existing city ordinances required modification to correct Wisconsin Administrative Code references.

With the merger, Wisconsin Local Public Health Departments that are agents for WDATCP learned that the attorney for WDATCP issued an opinion that affected the local health department’s (including ours) ability to license taverns that serve no food under our agent contracts with WDATCP.

The Board of Health at this time agreed with staff that it was important to maintain an inspection of taverns. To rectify this, taverns that serve no food were addressed in Sec 9-52, see attached ordinance – language in red.

#### Current

As a result, the Appleton Health Department continues to issue a local municipal health permit to taverns that do not serve food, as these establishments are exempted from state licensing requirements under our agent contract with WDATCP. This permit is issued under Appleton Municipal Code section 9-52(5) (*see attached*). It was recently determined that a change to this section is needed to clarify rules under which these establishments are regulated. Historically, the Health Department has always applied the Wisconsin Food Code (WI Administrative Code ATCP 75 – Appendix) to these establishments. These suggested revisions (*see attached*) will clarify this by specifically referencing the Wisconsin Food Code as the regulation to be enforced under this permit. The suggested language provided was prepared with the City Attorney’s Office.

**Sec. 9-52. Operation of premises licensed for retail sales.**

All class A and B retail licenses granted under this article shall be granted subject to the following conditions and all other conditions of this article, and subject to all other ordinances and regulations of the City applicable thereto:

- (1) Every applicant procuring a license thereby consents to the entry of police or other authorized representatives of the City at all reasonable hours for the purpose of inspection and search, and consents to the removal from the premises of all things and articles there in violation of City ordinances or state laws and consents to the introduction of such things and articles in evidence in any prosecution that may be brought for such offense.
- (2) No retail licensee shall hire any person under twenty-one (21) years of age, except as modified by W.S.A. §125.07(4)(bm).
- (3) No gambling or games of chance shall be permitted upon the licensed premises. Dice, slot machines, or any other devices of chance are prohibited and shall not be kept upon the premises, except those permitted by law.
- (4) No premises for which a class B or class C retail license has been issued shall be permitted to remain open during the closing hours required by W.S.A. §125.32(3) or W.S.A. §125.68(4), and the premises shall be vacated during such hours.
- (5) Each premises shall be conducted in a sanitary manner and shall be a safe and proper place for the purpose for which used. Effective July 1, 2017, taverns serving no food shall obtain a municipal health permit from the Health Department on an annual basis, pursuant to §9-190. Additionally, ~~the~~ Board of Health may make reasonable rules for the sanitation of all places of business possessing licenses under this article. Such rules or regulations may be classified and made applicable according to the class of business conducted. All such rules and regulations shall have the same force as this article and infraction thereof may be punished as a violation of this article.
- (6) A violation of this article by a duly authorized agent or employee of a licensee or permit holder shall constitute a violation by the licensee or permit holder.
- (7) Class "A" retail licensees shall not sell, dispense, give away or furnish, directly or indirectly, fermented malt beverages for consumption off the premises between 12 midnight and 8:00 a.m., Central Standard Time. "Class A" retail licensees shall not sell, dispense, give away or furnish, directly or indirectly, intoxicating liquors including wine for consumption off the premises between 9:01 p.m. and 8:00 a.m., Central Standard Time.
- (8) Class B or class C retail licensees shall not sell, dispense, give away or furnish directly or indirectly fermented malt beverages or intoxicating liquors for consumption off the premises between 12:01 a.m. and 8:00 a.m., Central Standard Time.
- (9) *Abandonment or non-use.* Any licensee granted or issued a license to sell alcohol beverages that abandons such business shall forfeit any right or preference the licensee may have to the holding or renewal of such license. Abandonment shall be sufficient grounds for revocation or non-renewal of any alcohol beverage license. In this section "abandon" and "abandonment" shall mean a continuing refusal or failure of the licensee to use the license for the purpose or purposes for which the license was granted by the city council for a period of one (1) year. The Common Council may, for good cause shown, extend such period.
- (10) A retail class A, B or C license shall not be granted to any applicant whereby the applicant had been convicted of selling alcoholic beverages without the proper retail license within the last eighteen (18) months.



**Sec. 9-52. Operation of premises licensed for retail sales.**

All class A and B retail licenses granted under this article shall be granted subject to the following conditions and all other conditions of this article, and subject to all other ordinances and regulations of the City applicable thereto:

- (5) Each premises shall be conducted in a sanitary manner and shall be a safe and proper place for the purpose for which used. Effective July 1, 2017, taverns serving no food shall obtain a municipal health permit from the Health Department on an annual basis, pursuant to Sec. 9-190. For the purposes of this section, taverns issued a license under this section are included in the definition of Food Establishment as defined in ATCP 75 Appendix and shall be subject to and comply with the applicable provisions of ATCP 75 Appendix, unless otherwise stated herein. Additionally, the Board of Health may make additional reasonable rules for the sanitation of all places of business possessing licenses under this article. Such rules or regulations may be classified and made applicable according to the class of business conducted. All such rules and regulations shall have the same force as this article and infraction thereof may be punished as a violation of this article.

(Ord 78-16, §1, 11-8-16)

## Sec. 9-52. Operation of premises licensed for retail sales.

All class A and B retail licenses granted under this article shall be granted subject to the following conditions and all other conditions of this article, and subject to all other ordinances and regulations of the City applicable thereto:

- (1) Every applicant procuring a license thereby consents to the entry of police or other authorized representatives of the City at all reasonable hours for the purpose of inspection and search, and consents to the removal from the premises of all things and articles there in violation of City ordinances or state laws and consents to the introduction of such things and articles in evidence in any prosecution that may be brought for such offense.
- (2) No retail licensee shall hire any person under twenty-one (21) years of age, except as modified by W.S.A. §125.07(4)(bm).
- (3) No gambling or games of chance shall be permitted upon the licensed premises. Dice, slot machines, or any other devices of chance are prohibited and shall not be kept upon the premises, except those permitted by law.
- (4) No premises for which a class B or class C retail license has been issued shall be permitted to remain open during the closing hours required by W.S.A. §125.32(3) or W.S.A. §125.68(4), and the premises shall be vacated during such hours.
- (5) Each premises shall be conducted in a sanitary manner and shall be a safe and proper place for the purpose for which used. Effective July 1, 2017, taverns serving no food shall obtain a municipal health permit from the Health Department on an annual basis, pursuant to §9-190. Additionally, ~~¶~~The Board of Health may make reasonable rules for the sanitation of all places of business possessing licenses under this article. Such rules or regulations may be classified and made applicable according to the class of business conducted. All such rules and regulations shall have the same force as this article and infraction thereof may be punished as a violation of this article.
- (6) A violation of this article by a duly authorized agent or employee of a licensee or permit holder shall constitute a violation by the licensee or permit holder.
- (7) Class “A” retail licensees shall not sell, dispense, give away or furnish, directly or indirectly, fermented malt beverages for consumption off the premises between 12 midnight and 8:00 a.m., Central Standard Time. “Class A” retail licensees shall not sell, dispense, give away or furnish, directly or indirectly, intoxicating liquors including wine for consumption off the premises between 9:01 p.m. and 8:00 a.m., Central Standard Time.
- (8) Class B or class C retail licensees shall not sell, dispense, give away or furnish directly or indirectly fermented malt beverages or intoxicating liquors for consumption off the premises between 12:01 a.m. and 8:00 a.m., Central Standard Time.
- (9) **Abandonment or non-use.** Any licensee granted or issued a license to sell alcohol beverages that abandons such business shall forfeit any right or preference the licensee may have to the holding or renewal of such license. Abandonment shall be sufficient grounds for revocation or non-renewal of any alcohol beverage license. In this section “abandon” and “abandonment” shall mean a continuing refusal or failure of the licensee to use the license for the purpose or purposes for which the license was granted by the city council for a period of one (1) year. The Common Council may, for good cause shown, extend such period.
- (10) A retail class A, B or C license shall not be granted to any applicant whereby the applicant had been convicted of selling alcoholic beverages without the proper retail license within the last eighteen (18) months.

## DIVISION 2. RETAIL FOOD ESTABLISHMENTS\*

### Sec. 9-216. Definitions.

The following words, terms and phrases, when used in this division, shall have the meanings ascribed to them in this section, except where the context clearly indicates a different meaning:

**Food** means articles used for food or drink by persons, chewing gum, and articles used as components of food.

**Retail food establishment** means an establishment required to be licensed under W.S.A. §97.30, and all other commercial enterprises, fixed or mobile, where food is processed or sold or offered for sale at retail. The term shall also include all areas and facilities of such establishments used in conjunction therewith and all vehicles and equipment utilized in conjunction therewith. It includes retail grocery stores; meat markets; poultry markets; fish markets; delicatessens; bakeries; confectioneries; ice cream shops; cheese stores; convenience marts; milk cases; spice and herb shops; ~~temporary-mobile~~ retail food establishments; and all other establishments where food is processed or sold or offered for sale at retail.

### Sec. 9-219. State sanitation regulations adopted.

All retail food establishments and licenses under this division shall be subject to and comply with the provisions of Wisconsin Administrative Code, Sections ATCP 75.01 through ATCP 75.~~1205~~, which are hereby adopted by reference and incorporated as part of this division.

## DIVISION 3. RESTAURANTS AND OTHER PUBLIC EATING AND DRINKING ESTABLISHMENTS

### Sec. 9-236. Definition.

For purposes of this division, public eating and drinking establishment shall mean any premises as defined by Wisconsin Administrative Code, ~~DHS-ATCP §19675.03(5)~~, and shall also mean any restaurant, coffee shop, cafeteria, caterer, luncheonette, ~~tavern~~, sandwich stand and all other catering ~~and drinking~~ establishments, as well as kitchens and other places where food or drink is prepared, served or sold to the public for human consumption.

### Sec. 9-238. State sanitation regulations adopted.

All restaurants and licensees under this division shall be subject to and comply with the provisions of Wisconsin Administrative Code, sections ~~DHS-ATCP 19675.01~~ through ~~DHSATCP-19675.112~~, which are hereby adopted by reference and incorporated as part of this division.

## DIVISION 2. BED AND BREAKFAST ESTABLISHMENTS\*

### Sec. 9-323. State sanitation regulations adopted.

All bed and breakfast establishments and licensees under this division shall be subject to and comply with Wisconsin Administrative Code, ~~DHS-ATCP §19773.01~~ through ~~DHSATCP §19773.15~~, which are hereby adopted by reference and incorporated as part of this division.

## DIVISION 3. HOTELS, MOTELS AND TOURIST ROOMING HOUSES\*

### Sec. 9-343. State sanitation regulations adopted.

All hotels, motels and tourist rooming houses and licensees under this division shall be subject to and comply with the provisions of Wisconsin Administrative Code, ~~DHSATCP §19572.01~~ through ~~DHSATCP~~

§~~49572~~.16, which are hereby adopted by reference and incorporated as part of this division.

## ARTICLE XII. PUBLIC SWIMMING POOLS\*

### Sec. 9-680. Right of entry; testing of samples.

The Health Officer may enter any establishment required to be licensed in this article at all reasonable times to inspect the premises, secure samples or specimens, examine and copy documents, obtain photographs, or take any other action he deems necessary to properly enforce the provisions of applicable laws regulating such business or activity. Samples of water from any licensed premises may be taken and examined by the Health Officer at such time as he deems necessary, for detection of microbiological quality, chemical disinfection, or any other enforcement purposes. Standards and definitions set forth in Wisconsin Administrative Code ~~DHS-ATCP~~ §~~17276~~ are hereby adopted as reference and incorporated as part of this section.

### Sec. 9-684. State sanitation regulations adopted.

All public swimming pools and licensees under this article shall be subject to and comply with the provisions of Wisconsin Administrative Code, SPS 390 or ~~DHS-ATCP~~ §~~17276~~ as applicable.

### Sec. 9-685. Authority to close pools.

In addition to the closing criteria set forth in Wisconsin Administrative Code, ~~DHS-ATCP~~ §~~17276~~, the Health Officer may order any public swimming pool closed if the following conditions exist:

- (1) Bacteriological or chemical analysis of water samples exceeds those standards listed in Wisconsin Administrative Code, ~~DHS-ATCP~~ §~~17276~~.30 or the presence of *Pseudomonas aeruginosa* or any other microbiological pathogen capable of transmitting a communicable disease is detected; or
- (2) Any imminent health or safety hazard is identified.

## DIVISION 2. RECREATIONAL AND EDUCATIONAL CAMPS

### Sec. 9-798. State sanitation regulations adopted.

All recreational and educational camps and licenses under this division shall comply with Wisconsin Administrative Code ~~DHS-ATCP~~ §~~17578~~.01 through §~~17578~~.22, which are hereby adopted by reference and incorporated as part of this division.

## DIVISION 3. CAMPGROUNDS

### Sec. 9-814. State sanitation regulations adopted.

All campgrounds under this division shall comply with Wisconsin Administrative Code ~~DHS-ATCP~~ §~~17879~~.01 through ~~DHS-ATCP~~ §~~17879.2127~~, which are hereby adopted by reference and incorporated as part of this division.

## ARTICLE XVIII. TATTOO AND BODY PIERCING ESTABLISHMENTS

### Sec. 9-850. Authority and purpose

(a) This chapter is promulgated under the authority of Wis. Stats. §~~252.23(4)~~, ~~§252.24(4)~~ and §~~252.245(9)~~~~463.16~~ for the purpose of regulating tattooists, tattoo establishments, body piercers and body piercing establishments in order to protect public health and safety.

(b) ***State sanitation regulations adopted.*** All tattoo and body piercing establishments, practitioners, and licenses under this division shall be subject to and comply with the provisions of Wis. Admin. Code, ~~Sees. DHS SPS §173.01 through DHS §173.17221~~, which are hereby adopted by reference and incorporated as part of this division.

#### **Sec. 9-851. Definitions.**

***Agent*** means a local health department serving a population greater than five thousand (5,000) which is designated by the Wisconsin Department ~~of Health and Family Services~~ ***Safety and Professional Services*** under a written agreement authorized by Wis. Stat. §252.245(1), to issue licenses to and make investigations or inspections of tattooists, tattoo establishments, body piercers and body piercing establishments.

***Antiseptic*** means a chemical that kills or inhibits the growth of organisms on skin or living tissue.

***Approved*** means acceptable to the department based on its determination of conformance to this chapter and good public health practices.

***Autoclave*** means an apparatus that is registered and listed with the Federal Food and Drug Administration for sterilizing articles by using superheated steam under pressure.

***Body pierce***, as a verb, means to perforate any human body part or tissue, except an ear, and to place a foreign object in the perforation to prevent the perforation from closing.

***Body piercer*** means a person who performs body piercing on another person at that person's request.

***Body piercing*** means perforating any human body part of tissue, except an ear, and placing a foreign object in the perforation to prevent the perforation from closing.

***Body piercing establishment*** means the permanent premises where a body piercer performs body piercing and is in business for more than seven (7) consecutive days in a license year.

***Branding*** means the burning of skin with a hot tool, cauterizing laser or dry ice so that a mark is imbedded in the deep tissue.

***Cleaning*** means the removal of foreign material from objects, normally accomplished with detergent, water and mechanical action.

***Department*** means the Wisconsin Department of Health and Family Services.

***Disinfectant*** means a chemical that is capable of destroying disease-causing organisms on inanimate objects, with the exception of bacterial spores.

***Health Officer*** means and includes the Health Officer or authorized agent of the Health Officer.

***Hot water*** means water at a temperature of 110°F, or higher.

***Implantation*** means the insertion of an object under the skin, so that it remains under the skin, in whole or in part, after the procedure. This definition shall not apply to the post used in body piercing to keep the perforation from closing.

***Local health department*** means an agency of local government that takes any of the forms specified in Wis. Stats. §250.01(4), specifically the City of Appleton Health Department.

***Operator*** means the owner or person responsible to the owner for the operation of a tattoo or body-piercing

establishment.

**Patron** means a person receiving a tattoo or body piercing.

**Practitioner** means a tattooist or body piercer.

**Premises** means a building, structure, area or location where tattooing or body piercing is performed.

**Scarification** means the cutting of the skin so that when it heals, scar tissue remains.

**Sharps waste** means waste that consists of medical equipment or clinical laboratory articles that may cause punctures or cuts, such as hypodermic needles, syringes with attached needles and lancets, whether contaminated, unused or disinfected.

**Single use** means a product or item that is disposed of after one use, such as a razor, a needle, a cotton swab, a tissue or paper product, a paper of soft plastic cup, or gauze or other sanitary covering.

**Sterilization** means the killing of all organisms and spores through use of an autoclave operated at a minimum of 250°F (121°C) at a pressure of at least fifteen (15) pounds per square inch for not less than thirty (30) minutes or through use of an autoclave approved by the department that is operated at different temperature and pressure levels but is equally effective in killing all organisms and spores.

**Tattoo**, as a verb, means to insert pigment under the surface of the skin of a person, by pricking with a needle or otherwise, so as to produce an indelible mark or figure through the skin.

**Tattoo establishment** means the permanent premises where a tattooist applies a tattoo to another person and is in business for more than seven (7) consecutive days in a license year.

**Tattooist** means a person who tattoos another person at that person's request.

**Tempered water** means water ranging in temperature from 85°F to less than 110°F.

**Temporary establishment** means a single building, structure, area or location where a tattooist or body piercer performs tattooing or body piercing for a maximum of seven (7) days per license year.

## DIVISION 2. LICENSES

### Sec. 9-862. Application for practitioner license.

(a) **Requirements.**

- (1) No person may tattoo or body pierce another person, use or assume the title of tattooist or body piercer or designate or represent himself or herself as a body piercer unless the person has obtained a license from the ~~local health department by~~ Department of Safety and Professional Services and also completing an application made upon a form furnished by the local health department. An application submitted to the local health department shall ~~be accompanied by the required fee~~ conform with the requirements set forth in 9-880.
- (2) No person shall engage in the practice of tattooing and/or body piercing except in a permanent licensed tattoo and/or body-piercing establishment.

(b) Reciprocity within the State of Wisconsin will be recognized upon receipt of proof that the local requirements as set forth in this article are met by the applicant.

## DIVISION 4. HEALTH AND SANITARY REQUIREMENTS

### Sec. 9-880. Requirements.

Prior to ~~license~~ approval, all practitioners shall provide proof that they are negative for Hepatitis B and C, as demonstrated by documentation of negative results for HbsAG and anti-HCV tests, as confirmed by a practicing physician. The expenses of the testing and examination shall be paid by the practitioner.  
(Ord 63-09, §1, 5-26-09)

### Sec. 9-885. Equipment.

(a) All surfaces, counters and general use equipment in the tattoo or body piercing area shall be cleaned and disinfected before a patron is seated.

(b) All inks and pigments shall be obtained from sources generally recognized as safe. Information indicating the sources of all inks and pigments shall be available to the local health department or agent upon request. Sterile single-use or sterile individual containers of pigment or ink shall be used for each patron. No pigment or ink in which needles were dipped may be used on another person. Pigment and ink cups shall be for single-patron use. All bulk materials used for the procedure shall be dispensed with single-use utensils. The remainder of dispensed portions shall be disposed of after application.

(c) Needles, bars and tubes shall be construed in a manner that permits easy cleaning and sterilizing.

(d) No tattooist shall use and no tattoo establishment shall permit the use of solder which contains lead to be used to fasten needles.

(e) Acetate tattoo stencils shall be single-use.

(f) No body piercer may use a piercing gun or similar device for body piercing a patron unless such piercing gun is disposable, sterile, and for single patron use only or is sterilized between each use as set forth in Wis. Admin. Code Sec. ~~DHS~~ SPS173221.03(20).

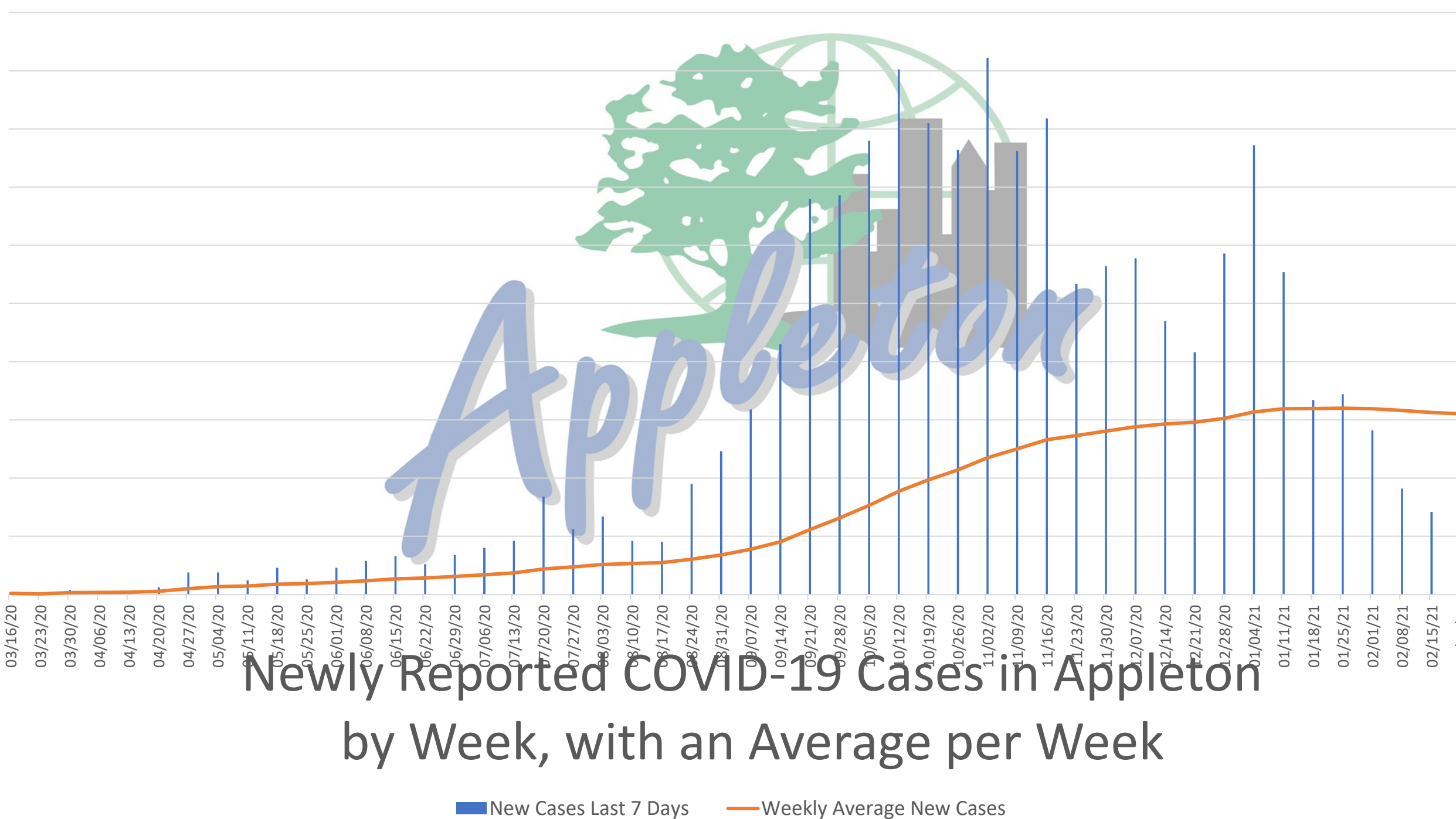
**Sec. 9-52. Operation of premises licensed for retail sales.**

All class A and B retail licenses granted under this article shall be granted subject to the following conditions and all other conditions of this article, and subject to all other ordinances and regulations of the City applicable thereto:

- (5) Each premises shall be conducted in a sanitary manner and shall be a safe and proper place for the purpose for which used. Effective July 1, 2017, taverns serving no food shall obtain a municipal health permit from the Health Department on an annual basis, pursuant to Sec. 9-190. For the purposes of this section, taverns issued a license under this section are included in the definition of Food Establishment as defined in ATCP 75 Appendix and shall be subject to and comply with the applicable provisions of ATCP 75 Appendix, unless otherwise stated herein. Additionally, the Board of Health may make additional reasonable rules for the sanitation of all places of business possessing licenses under this article. Such rules or regulations may be classified and made applicable according to the class of business conducted. All such rules and regulations shall have the same force as this article and infraction thereof may be punished as a violation of this article.

(Ord 78-16, §1, 11-8-16)





Newly Reported COVID-19 Cases in Appleton  
by Week, with an Average per Week

■ New Cases Last 7 Days    — Weekly Average New Cases

$71 + 97 = 168$  (2 week case counts)

$168 / 75,000 = .00224$  (Appleton population 75,000)

$.00224 \times 100,000 = 224$  (equals burden)

**Low** less than or equal to 10 per 100,000 people

**Moderate** greater than 10 but less than 50 per 100,000 people

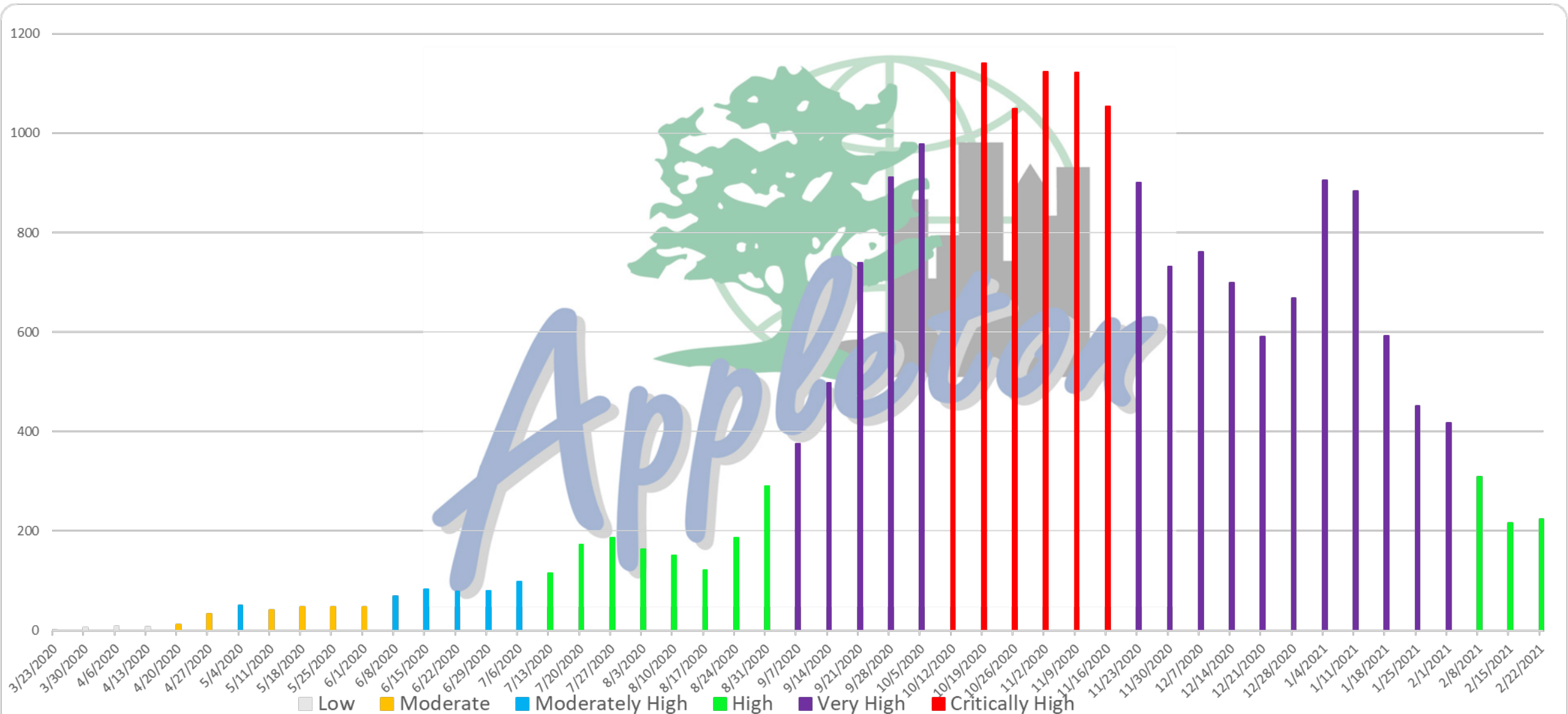
**Moderately High** greater than 50 but less than 100 per 100,000 people

**High** is greater than 100 per 100,000 people

**Very High** is greater than 350 per 100,000 people

**Critically High** is greater than 1,000 per 100,000 people

| <b>Table 1.</b> Two indicators being based on confirmed cases: Burden and Trajectory. A third indicator maps Burden and Trajectory indicators into one composite indicator. |                                                                                           |                        |                                |                 |                 |
|-----------------------------------------------------------------------------------------------------------------------------------------------------------------------------|-------------------------------------------------------------------------------------------|------------------------|--------------------------------|-----------------|-----------------|
| <b>Indicator</b>                                                                                                                                                            | <b>Definition</b>                                                                         | <b>Classes</b>         |                                |                 |                 |
| Burden                                                                                                                                                                      | Total number of cases per 100,000 in the last two weeks ( $B$ )                           | Low                    | $B \leq 10$                    |                 |                 |
|                                                                                                                                                                             |                                                                                           | Moderate               | $10 < B \leq 50$               |                 |                 |
|                                                                                                                                                                             |                                                                                           | Moderately High        | $50 < B \leq 100$              |                 |                 |
|                                                                                                                                                                             |                                                                                           | High                   | $100 < B \leq 350$             |                 |                 |
|                                                                                                                                                                             |                                                                                           | Very High              | $350 < B \leq 1000$            |                 |                 |
|                                                                                                                                                                             |                                                                                           | Critically High        | $1000 < B$                     |                 |                 |
| Trajectory                                                                                                                                                                  | Percent change in the last two weeks ( $T$ ), p-value from a test against $T = 0$ ( $p$ ) | Shrinking              | $T \leq -10\%$ and $p < 0.025$ |                 |                 |
|                                                                                                                                                                             |                                                                                           | Growing                | $10\% \leq T$ and $p < 0.025$  |                 |                 |
|                                                                                                                                                                             |                                                                                           | Not changing (No Call) | Otherwise                      |                 |                 |
| Case status indicator(Composite of burden and trajectory)                                                                                                                   | Summary concern based on Burden and Trajectory classifications                            |                        | Shrinking                      | No Call         | Growing         |
|                                                                                                                                                                             |                                                                                           | Low                    | Low                            | Low             | Medium          |
|                                                                                                                                                                             |                                                                                           | Moderate               | Medium                         | Medium          | High            |
|                                                                                                                                                                             |                                                                                           | Moderately High        | Medium                         | High            | High            |
|                                                                                                                                                                             |                                                                                           | High                   | High                           | High            | High            |
|                                                                                                                                                                             |                                                                                           | Very High              | Very High                      | Very High       | Very High       |
|                                                                                                                                                                             |                                                                                           | Critically High        | Critically High                | Critically High | Critically High |



Two Week Total New COVID-19 Cases in Appleton,  
 Rate per 100,000 Population, Risk Level Assessments per WDHS

## TEST TOTALS INDOOR SITE

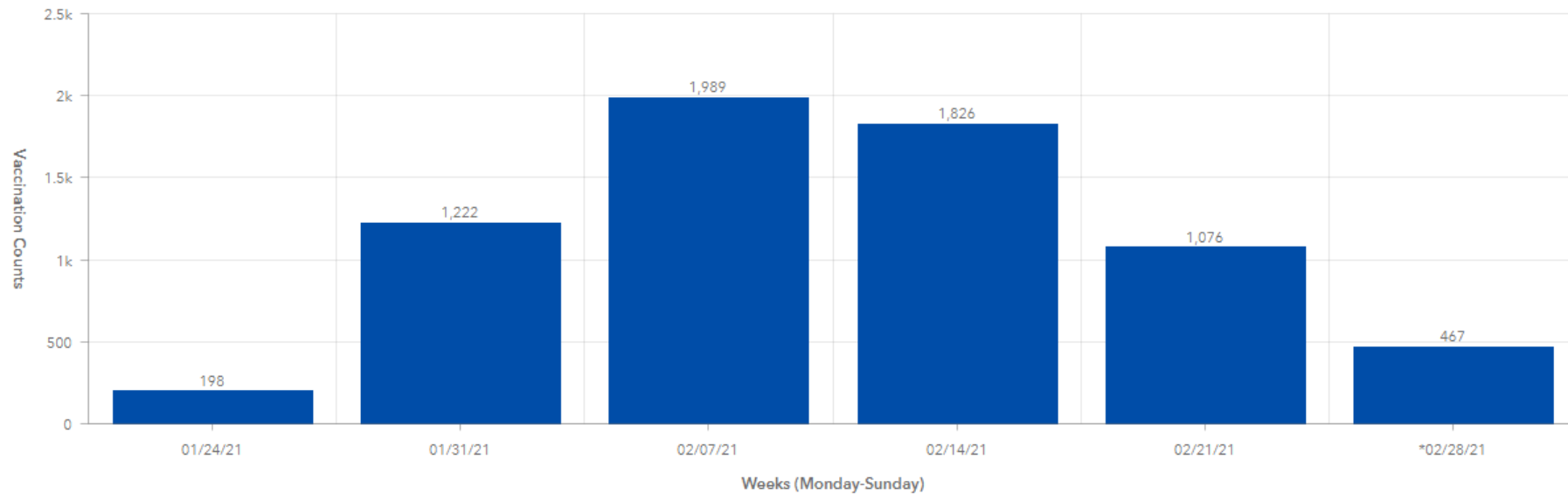
| JANUARY |      | FEBRUARY |      | MARCH |     |
|---------|------|----------|------|-------|-----|
| 1/11    | 193  | 2/1      | 129  | 3/1   | 101 |
| 1/12    | 127  | 2/2      | 78   | 3/2   | 47  |
| 1/13    | 128  | 2/3      | 133  | 3/3   | 57  |
| 1/19    | 153  | 2/8      | 158  | 3/8   |     |
| 1/20    | 120  | 2/9      | 66   | 3/9   |     |
| 1/25    | 173  | 2/10     | 93   | 3/10  |     |
| 1/26    | 95   | 2/16     | 117  | Total | 205 |
| 1/27    | 124  | 2/17     | 98   |       |     |
| Total   | 1113 | 2/22     | 110  |       |     |
|         |      | 2/23     | 56   |       |     |
|         |      | 2/24     | 55   |       |     |
|         |      | Total    | 1093 |       |     |

# Fox Cities Exhibition Center Vaccination Clinic

Total Doses Administered

**6,778**

COVID-19 Vaccinations reported per week at the Fox Cities COVID-19 Vaccine Clinic





# APPLETON HEALTH DEPARTMENT QUARTERLY REPORT October 1 – December 31, 2020

## Executive Summary

*The Health Department's day-to-day activities for the fourth quarter of 2020 are enumerated in the attached report. The Department continues to work toward fulfilling the goals of our Department, keeping in mind the belief statements that support and enhance our mission statement.*

### ***“Plays a vital role assessing and assuring the health needs and trade practices in the community”***

City Sealer Eric Maggio and Health Officer Kurt Eggebrecht met virtually with the nine contacted Consortium municipalities of Ashwaubenon, Berlin, Fox Crossing, Kaukauna, Kimberly, Little Chute, New London, Ripon, and Waupaca. The yearly meetings provide a chance to discuss the program and answer any questions about work provided during the year. The municipalities remain pleased with the work Weights and Measures staff has provided and the partnership of sharing services. All work was completed at a high level and the program continues to be a successful partnership.

### ***“Provides services to protect and promote the health and well-being of the citizen and consumer”***

Since spring, Environmentalist Steve Kihl and Ryan Mathew have been working with several city residents and staff at Neenah Paper to resolve a noise complaint coming from their paper facility located in the flats. Neenah Paper had also received several separate complaints from additional residents. The noise was being generated by the thermo oxidizer and was emanating from the stack leading from this equipment. Neenah Paper worked with two different engineering consultants over the summer to come up with a solution. In early September, a stack silencer was purchased with delivery and install expected in November. In mid-November, the silencer was installed and a significant reduction in the noise was noticed immediately. Residents who previously had concerns were contacted by Neenah Paper and/or the Health Department. These residents confirmed that they no longer could hear the noise and expressed their gratitude for the addressing the issue.

***“Communicates with the public on health and consumer related issues”***

In December of 2019, the nation was made aware of a small outbreak occurring in Wuhan China. Since March 16, 2020 we have activated the Public Health Emergency Preparedness Plans and opened the Appleton Emergency Operations Center (EOC). During the 4<sup>th</sup> quarter, the focus of the EOC has been testing and the beginning stages of vaccine distribution planning.

On October 15, a new testing site opened to the public at Appleton North High School. Due to the need to start a new testing site in Appleton right away, we opened on a Thursday and tested through Saturday during the first week were approved by the National Guard. After Saturday, the testing site ran Monday through Wednesday from 8am to 4pm beginning October 19, 2020 through January 6, 2021. The testing site at Appleton North was a drive-thru test site, free to anyone that showed up. There was an enormous amount of collaboration between several agencies to make that testing site possible and successful. The Appleton North testing site tested 14,180 individuals between October 15<sup>th</sup> and January 6, 2021. Testing is still a critical component in the response to COVID-19, so continued testing at the Fox Cities Exhibition Center will begin in 2021.

Starting in November, vaccination planning started to slowly begin. In Appleton, we started to review our plans for mass clinics knowing they will need to be adapted for locations other than schools and Northland Mall, previously used for H1N1. While looking through the plans, our team quickly identified a critical need for a vaccine coordinator due to the overwhelmingly full plates of Health Department staff already. This position has assisted with vaccine distribution.

December 11<sup>th</sup>, the U.S. Food and Drug Administration issued the first emergency use authorization (EUA) for the Pfizer vaccine for the preventions of COVID-19 in individuals 16 years of age and older. Shortly after, on December 18<sup>th</sup>, the Moderna vaccine was issued an emergency use authorization for individuals 18 years and older. Planning for vaccine distribution started to rapidly change. Several webinars and meetings were arranged in December to begin educating local public health of the phases for vaccine distribution and vaccine will be sent to vaccinators.

Respectfully submitted,

Kurt Eggebrecht, M.Ed., MCHES  
Health Officer





**I. Preventing Disease**

| <b>Community Education Sessions</b> | <b>Quarter</b> | <b>Year to Date</b> | <b>Last Year to Date</b> |
|-------------------------------------|----------------|---------------------|--------------------------|
| Group Education Sessions            | 0              | 4                   | 24                       |
| Number of Attendees                 | 0              | 71                  | 488                      |

| <b>Immunization Clinics</b> | <b>Current Month</b> | <b>Quarter</b> | <b>Year to Date</b> | <b>Last Year to Date</b> |
|-----------------------------|----------------------|----------------|---------------------|--------------------------|
| Persons Immunized           | 0                    | 12             | 58                  | 141                      |
| Immunizations administered  | 0                    | 15             | 125                 | 331                      |

| <b>Vaccine Type/Number of Doses</b>                             | <b>Quarter</b> | <b>Year to Date</b> | <b>Last Year to Date</b> |
|-----------------------------------------------------------------|----------------|---------------------|--------------------------|
| <a href="#">DtaP (Diphtheria, Tetanus, Acellular Pertussis)</a> | 0              | 0                   | 11                       |
| <a href="#">Dtap/IPV</a>                                        | 0              | 1                   | 7                        |
| <a href="#">Dtap/IPV/Hep B</a>                                  | 0              | 0                   | 5                        |
| <a href="#">Flu (Influenza)</a>                                 | 0              | 10                  | 50                       |
| <a href="#">Flu Nasal</a>                                       | 0              | 1                   | 2                        |
| <a href="#">HBV (Hepatitis B)</a>                               | 0              | 2                   | 5                        |
| <a href="#">Hep B/Hib Comvax</a>                                | 0              | 0                   | 0                        |
| <a href="#">Hep A</a>                                           | 0              | 4                   | 24                       |
| <a href="#">Hep A/Hep B</a>                                     | 0              | 0                   | 1                        |
| <a href="#">HIB (Haemophilus Influenzae b)</a>                  | 0              | 0                   | 5                        |
| <a href="#">HPV (Human Papillomavirus)</a>                      | 0              | 4                   | 21                       |
| <a href="#">IPV (Inactivated Polio Vaccine)</a>                 | 0              | 1                   | 11                       |
| <a href="#">MCV4 (Meningococcal)</a>                            | 0              | 4                   | 14                       |
| <a href="#">MenB</a>                                            | 0              | 0                   | 8                        |
| <a href="#">MMR (Measles, Mumps, Rubella)</a>                   | 0              | 5                   | 45                       |
| <a href="#">PCV13 (Prevnar)</a>                                 | 0              | 0                   | 6                        |
| <a href="#">Rotavirus</a>                                       | 0              | 0                   | 1                        |
| <a href="#">Td (Tetanus diphtheria)</a>                         | 0              | 4                   | 18                       |
| <a href="#">Tdap</a>                                            | 0              | 5                   | 14                       |
| <a href="#">VZV (Varicella)</a>                                 | 0              | 6                   | 45                       |

| <b>Communicable Disease Cases</b> | <b>Current Month</b> | <b>Quarter</b> | <b>Year to Date</b> | <b>Last Year to Date</b> |
|-----------------------------------|----------------------|----------------|---------------------|--------------------------|
|-----------------------------------|----------------------|----------------|---------------------|--------------------------|

**Gastroenteric**

|                                           |   |   |    |    |
|-------------------------------------------|---|---|----|----|
| <a href="#">Campylobacter</a>             | 1 | 1 | 16 | 15 |
| <a href="#">Cryptosporidiosis</a>         | 0 | 0 | 9  | 10 |
| <a href="#">Cyclosporiasis</a>            | 0 | 0 | 6  | 6  |
| <a href="#">E. Coli (STEC)</a>            | 0 | 1 | 17 | 18 |
| <a href="#">E. Coli (Other)</a>           | 1 | 2 | 39 | 50 |
| <a href="#">Giardiasis</a>                | 0 | 1 | 12 | 12 |
| <a href="#">Hemolytic Uremic Syndrome</a> | 0 | 0 | 0  | 0  |
| <a href="#">Listeriosis</a>               | 0 | 0 | 0  | 0  |
| <a href="#">Salmonellosis</a>             | 1 | 1 | 19 | 18 |
| <a href="#">Shigellosis</a>               | 0 | 1 | 4  | 4  |
| <a href="#">Vibriosis</a>                 | 0 | 0 | 2  | 2  |
| <a href="#">Yersinia</a>                  | 0 | 0 | 0  | 0  |

| <b>Other Communicable Diseases</b> | <b>Current Month</b> | <b>Quarter</b> | <b>Year to Date</b> | <b>Last Year to Date</b> |
|------------------------------------|----------------------|----------------|---------------------|--------------------------|
|------------------------------------|----------------------|----------------|---------------------|--------------------------|

|                                             |   |   |   |    |
|---------------------------------------------|---|---|---|----|
| <a href="#">Acute Flaccid Myelitis</a>      | 0 | 0 | 0 | 0  |
| <a href="#">Babesiosis</a>                  | 0 | 0 | 2 | 1  |
| <a href="#">Bacterial Meningitis</a>        | 0 | 0 | 0 | 0  |
| <a href="#">Blastomycosis</a>               | 0 | 0 | 2 | 0  |
| <a href="#">Burkholderia Pseudomallei</a>   | 0 | 0 | 0 | 0  |
| <a href="#">Carbon Monoxide Poisoning</a>   | 1 | 2 | 8 | 10 |
| <a href="#">Denque Fever</a>                | 0 | 0 | 0 | 0  |
| <a href="#">Ehrlichiosis / Anaplasmosis</a> | 0 | 1 | 4 | 5  |
| <a href="#">Haemophilis Influenza</a>       | 0 | 0 | 1 | 1  |

|                                          |            |     |          |      |
|------------------------------------------|------------|-----|----------|------|
| Hep A                                    | 0          | 1   | 2        | 3    |
| Hep B                                    | 0          | 0   | 0        | 4    |
| Hep C                                    | 8          | 11  | 40       | 50   |
| Histoplasmosis                           | 0          | 0   | 0        | 1    |
| Hospitalized Influenza                   | 0          | 0   | 39       | 35   |
| Invasive Group A Strep                   | 0          | 0   | 2        | 0    |
| Invasive Strep, Other                    | 0          | 0   | 1        | 0    |
| Jamestown Canyon                         | 0          | 0   | 0        | 0    |
| Kawasaki                                 | 0          | 0   | 0        | 0    |
| Legionellosis                            | 0          | 0   | 0        | 1    |
| Leprosy                                  | 0          | 0   | 0        | 0    |
| Lyme Disease                             | 0          | 2   | 14       | 22   |
| Malaria                                  | 0          | 0   | 0        | 0    |
| Neisseria Meningitidis, Invasive Disease | 0          | 0   | 0        | 0    |
| Novel Influenza                          | 0          | 0   | 0        | 0    |
| Rocky Mountain Spotted Fever             | 0          | 0   | 0        | 0    |
| Streptococcus group B invasive disease   | 1          | 1   | 12       | 15   |
| Streptococcus pneumoniae                 | 0          | 0   | 4        | 2    |
| TB, Latent Infection                     | 1          | 1   | 19       | 35   |
| TB: Atypical                             | 2          | 2   | 12       | 8    |
| TB: Mycobacterium                        | 0          | 0   | 3        | 2    |
| Viral Meningitis                         | 0          | 0   | 0        | 0    |
| VISA                                     | 0          | 0   | 0        | 0    |
| West Nile Virus                          | 0          | 0   | 0        | 0    |
| Other                                    | 1          | 1   | 1        | 0    |
| Covid-19                                 | Confirmed: | 487 | Probable | 4139 |

| Vaccine Preventable | Current Month | Quarter | Year to Date | Last Year to Date |
|---------------------|---------------|---------|--------------|-------------------|
| Measles             | 0             | 0       | 0            | 0                 |
| Mumps               | 0             | 0       | 0            | 0                 |
| Pertussis           | 0             | 0       | 2            | 4                 |
| Rubella             | 0             | 0       | 0            | 0                 |
| Varicella           | 1             | 0       | 2            | 9                 |

| Tuberculosis Prevention and Control       | Quarter | Year to Date | Last Year to Date |
|-------------------------------------------|---------|--------------|-------------------|
| Number of TB (Chemoprophylaxis Referrals) | 0       | 4            | 26                |
| Number of TB Skin Tests                   | 0       | 2            | 70                |
| Number of Referrals for TB Blood Test     | 0       | 0            | 20                |
| Number of TB positive tests               | 0       | 0            | 0                 |

| Sexually Transmitted Disease        | Current Month |     | Quarter  |     | Year to Date |     | Last Year to Date |     |
|-------------------------------------|---------------|-----|----------|-----|--------------|-----|-------------------|-----|
|                                     | All Ages      | ≤18 | All Ages | ≤18 | All Ages     | ≤18 | All Ages          | ≤18 |
| Chlamydia                           | 27            | 2   | 27       | 2   | 285          | 9   | 321               | 27  |
| Gonorrhea                           | 8             | 0   | 8        | 1   | 99           | 2   | 61                | 3   |
| HIV                                 | 1             | 0   | 1        | 0   | 4            | 0   | 3                 | 0   |
| Other STD                           | 0             | 0   | 0        | 0   | 0            | 0   | 0                 | 0   |
| Partner/Referral Program (Contacts) | 1             | 0   | 1        | 0   | 2            | 0   | 1                 | 0   |
| Syphilis                            | 0             | 0   | 0        | 0   | 6            | 0   | 8                 | 0   |

| Planned Parenthood Contract | Quarter | Year to Date | Last Year to Date |
|-----------------------------|---------|--------------|-------------------|
| Individuals served          | 0       | 36           | 47                |
| Number of tests             | 0       | 67           | 101               |
| Individuals treated         | 0       | 15           | 14                |

| Lead | Quarter | Year to Date | Last Year to Date |
|------|---------|--------------|-------------------|
|------|---------|--------------|-------------------|

**Elevations**

|                                          |   |    |    |
|------------------------------------------|---|----|----|
| Initial Venous lead levels >19 ug/dl     | 1 | 1  | 0  |
| Repeat Venous lead levels >19 ug/dl      | 0 | 0  | 0  |
| Initial Venous lead levels 10 - 19 ug/dl | 0 | 1  | 1  |
| Repeat Venous lead levels 10 - 19 ug/dl  | 1 | 1  | 0  |
| Capillary lead levels >10 ug/dl          | 2 | 10 | 5  |
| Capillary lead levels 5 - 9 ug/dl        | 3 | 8  | 26 |
| Venous lead levels 5 - 9 ug/dl           | 3 | 14 | 9  |
| Home Inspections                         | 1 | 2  | 1  |

|                           |   |    |   |
|---------------------------|---|----|---|
| Education                 | 3 | 11 | 8 |
| Formal Enforcement Action | 1 | 1  | 1 |

| Licensed Establishments               | Plan Reviews |              |                   | Preinspections |              |                   |
|---------------------------------------|--------------|--------------|-------------------|----------------|--------------|-------------------|
|                                       | Quarter      | Year to Date | Last Year to Date | Quarter        | Year to Date | Last Year to Date |
| Public Eating and Drinking            | 1            | 6            | 3                 | 3              | 26           | 53                |
| Retail Food                           | 0            | 3            | 0                 | 5              | 17           | 9                 |
| Hotel/Motel and Tourist Rooming House | 0            | 0            | 0                 | 0              | 0            | 1                 |
| Bed and Breakfast                     | 0            | 0            | 0                 | 0              | 0            | 0                 |
| Manufactured Home Communities         | 0            | 0            | 0                 | 0              | 0            | 0                 |
| Vending Machines                      | 0            | 0            | 0                 | 0              | 0            | 0                 |
| Swimming Pools                        | 0            | 0            | 0                 | 0              | 1            | 0                 |
| Tattoo and Body Piercing              | 0            | 0            | 0                 | 1              | 2            | 3                 |
| Temporary Restaurants                 | 0            | 0            | 0                 | 0              | 0            | 0                 |
| Non-profit                            | 0            | 0            | 0                 | 0              | 0            | 0                 |
| Rec/Ed Campground                     | 0            | 0            | 0                 | 0              | 0            | 0                 |
| Campground                            | 0            | 0            | 0                 | 0              | 0            | 0                 |
| Pigeon Permit                         | 0            | 0            | 0                 | 0              | 0            | 0                 |
| Temporary Retail                      | 0            | 0            | 0                 | 0              | 1            | 0                 |
| Special Organization Serving Meals    | 0            | 0            | 0                 | 0              | 0            | 0                 |
| Apiary                                | 0            | 0            | 0                 | 0              | 2            | 1                 |
| Chicken Keeping                       | 0            | 0            | 1                 | 1              | 14           | 4                 |
| Total                                 | 1            | 9            | 4                 | 10             | 63           | 71                |

| Licensed Establishments               | Inspections |              |                   | Reinspections |              |                   |
|---------------------------------------|-------------|--------------|-------------------|---------------|--------------|-------------------|
|                                       | Quarter     | Year to Date | Last Year to Date | Quarter       | Year to Date | Last Year to Date |
| Public Eating and Drinking            | 37          | 149          | 223               | 2             | 31           | 23                |
| Retail Food                           | 16          | 53           | 78                | 1             | 3            | 3                 |
| Hotel/Motel and Tourist Rooming House | 0           | 4            | 3                 | 0             | 0            | 0                 |
| Bed and Breakfast                     | 0           | 0            | 2                 | 0             | 0            | 0                 |
| Manufactured Home Communities         | 0           | 1            | 0                 | 0             | 0            | 0                 |
| Vending Machines                      | 0           | 0            | 0                 | 0             | 0            | 0                 |
| Swimming Pools                        | 6           | 17           | 13                | 0             | 2            | 1                 |
| Tattoo and Body Piercing              | 2           | 6            | 7                 | 0             | 0            | 0                 |
| Temporary Restaurants                 | 0           | 8            | 15                | 0             | 0            | 1                 |
| Non-profit                            | 0           | 0            | 55                | 0             | 0            | 6                 |
| Rec/Ed Campground                     | 0           | 0            | 0                 | 0             | 0            | 0                 |
| Campground                            | 0           | 0            | 0                 | 0             | 0            | 0                 |
| Pigeon Permit                         | 0           | 0            | 0                 | 0             | 0            | 0                 |
| Temporary Retail                      | 1           | 11           | 8                 | 0             | 0            | 0                 |
| Special Organization Serving Meals    | 0           | 0            | 0                 | 0             | 0            | 0                 |
| Apiary                                | 0           | 0            | 4                 | 0             | 0            | 0                 |
| Chicken Keeping                       | 0           | 0            | 1                 | 0             | 0            | 0                 |
| Total                                 | 62          | 249          | 409               | 3             | 36           | 34                |

| Licensed Establishments               | Complaints |              |                   | Complaint Followups |              |                   |
|---------------------------------------|------------|--------------|-------------------|---------------------|--------------|-------------------|
|                                       | Quarter    | Year to Date | Last Year to Date | Quarter             | Year to Date | Last Year to Date |
| Public Eating and Drinking            | 7          | 37           | 24                | 1                   | 6            | 6                 |
| Retail Food                           | 4          | 11           | 7                 | 0                   | 1            | 2                 |
| Hotel/Motel and Tourist Rooming House | 0          | 0            | 0                 | 0                   | 0            | 0                 |
| Bed and Breakfast                     | 0          | 0            | 0                 | 0                   | 0            | 0                 |
| Manufactured Home Communities         | 0          | 0            | 0                 | 0                   | 0            | 0                 |
| Vending Machines                      | 0          | 0            | 0                 | 0                   | 0            | 0                 |
| Swimming Pools                        | 0          | 1            | 5                 | 0                   | 0            | 0                 |
| Tattoo and Body Piercing              | 0          | 0            | 0                 | 0                   | 0            | 0                 |
| Temporary Restaurants                 | 0          | 0            | 0                 | 0                   | 0            | 0                 |
| Non-profit                            | 0          | 1            | 0                 | 0                   | 0            | 0                 |
| Rec/Ed Campground                     | 0          | 0            | 0                 | 0                   | 0            | 0                 |
| Campground                            | 0          | 0            | 0                 | 0                   | 0            | 0                 |
| Pigeon Permit                         | 0          | 0            | 0                 | 0                   | 0            | 0                 |
| Temporary Retail                      | 0          | 0            | 0                 | 0                   | 0            | 0                 |
| Special Organization Serving Meals    | 0          | 0            | 0                 | 0                   | 0            | 0                 |
| Apiary                                | 0          | 0            | 0                 | 0                   | 0            | 0                 |
| Chicken Keeping                       | 0          | 1            | 1                 | 0                   | 0            | 0                 |
| Total                                 | 11         | 51           | 37                | 1                   | 7            | 8                 |

| Consultations |           |
|---------------|-----------|
| Year to       | Last Year |

| <b>Licensed Establishments</b>        | <b>Quarter</b> | <b>Date</b> | <b>to Date</b> |
|---------------------------------------|----------------|-------------|----------------|
| Public Eating and Drinking            | 57             | 355         | 255            |
| Retail Food                           | 31             | 111         | 37             |
| Hotel/Motel and Tourist Rooming House | 1              | 1           | 6              |
| Bed and Breakfast                     | 0              | 0           | 0              |
| Manufactured Home Communities         | 0              | 0           | 2              |
| Vending Machines                      | 0              | 1           | 1              |
| Swimming Pools                        | 3              | 30          | 5              |
| Tattoo and Body Piercing              | 6              | 23          | 20             |
| Temporary Restaurants                 | 0              | 26          | 34             |
| Non-profit                            | 6              | 21          | 37             |
| Rec/Ed Campground                     | 0              | 0           | 1              |
| Campground                            | 0              | 0           | 0              |
| Pigeon Permit                         | 0              | 5           | 0              |
| Temporary Retail                      | 2              | 39          | 5              |
| Special Organization Serving Meals    | 0              | 1           | 0              |
| Apiary                                | 0              | 20          | 6              |
| Chicken Keeping                       | 7              | 49          | 18             |
| <b>Total</b>                          | <b>113</b>     | <b>682</b>  | <b>427</b>     |

| <b>Food Borne-Water Borne Disease</b> | <b>Current Month</b> | <b>Quarter</b> | <b>Year to Date</b> | <b>Last Year to Date</b> |
|---------------------------------------|----------------------|----------------|---------------------|--------------------------|
| Number of Outbreaks                   | 0                    | 0              | 0                   | 0                        |
| Number of Interviews                  | 0                    | 0              | 0                   | 0                        |
| Number symptomatic                    | 0                    | 0              | 0                   | 0                        |

| <b>Laboratory/Field Tests</b>  | <b>Current Month</b> | <b>Quarter</b> | <b>Year to Date</b> | <b>Last Year to Date</b> |
|--------------------------------|----------------------|----------------|---------------------|--------------------------|
| WDATCP Random Sampling Program | 0                    | 0              | 0                   | 30                       |

#### **Swimming Pool Water Samples**

|                                 |    |    |     |     |
|---------------------------------|----|----|-----|-----|
| Total number of pools sampled   | 16 | 47 | 107 | 237 |
| Total number of pools resampled | 0  | 0  | 2   | 3   |
| Total positive HPC              | 0  | 0  | 2   | 3   |
| Total positive coliform         | 0  | 0  | 0   | 2   |

#### **Rabies Specimens**

Type of Animal Shipped

|                        |   |   |    |
|------------------------|---|---|----|
| Dog                    | 0 | 0 | 1  |
| Cat                    | 1 | 2 | 0  |
| Bat                    | 0 | 7 | 10 |
| Raccoon                | 0 | 0 | 0  |
| Ferret                 | 0 | 0 | 0  |
| Skunk                  | 0 | 0 | 0  |
| Other                  | 0 | 0 | 0  |
| Total shipped          | 1 | 9 | 11 |
| Total positive results | 0 | 0 | 0  |

## **II. Protecting the Environment**

| <b>Environmental Investigations</b> | <b>Consultations</b> |                     |                          | <b>Complaints</b> |                     |                          |
|-------------------------------------|----------------------|---------------------|--------------------------|-------------------|---------------------|--------------------------|
|                                     | <b>Quarter</b>       | <b>Year to Date</b> | <b>Last Year to Date</b> | <b>Quarter</b>    | <b>Year to Date</b> | <b>Last Year to Date</b> |
| Community water supplies            | 0                    | 0                   | 0                        | 0                 | 0                   | 0                        |
| School/Day Care                     | 0                    | 4                   | 3                        | 0                 | 0                   | 0                        |
| Private water supplies              | 0                    | 0                   | 1                        | 0                 | 0                   | 0                        |
| Surface water pollution             | 0                    | 0                   | 0                        | 0                 | 0                   | 0                        |
| Animal nuisances                    | 3                    | 9                   | 6                        | 1                 | 2                   | 0                        |
| Rabies control                      | 9                    | 31                  | 33                       | 0                 | 0                   | 1                        |
| Insect control                      | 5                    | 24                  | 17                       | 0                 | 6                   | 4                        |
| Rodent control                      | 0                    | 2                   | 3                        | 0                 | 0                   | 3                        |
| Hazardous substance control         | 1                    | 2                   | 4                        | 0                 | 0                   | 0                        |
| Air pollution - Indoor              | 0                    | 2                   | 8                        | 0                 | 0                   | 3                        |
| Air pollution - Outdoor             | 0                    | 1                   | 0                        | 0                 | 0                   | 0                        |
| Noise                               | 6                    | 16                  | 8                        | 0                 | 6                   | 1                        |
| Radiation                           | 0                    | 3                   | 3                        | 2                 | 2                   | 0                        |
| Garbage/rubbish nuisance            | 0                    | 0                   | 0                        | 1                 | 1                   | 0                        |

|                           |    |     |     |   |    |    |
|---------------------------|----|-----|-----|---|----|----|
| Private residence/housing | 2  | 7   | 3   | 0 | 6  | 4  |
| Lead                      | 12 | 13  | 7   | 0 | 0  | 0  |
| Other Programs            | 7  | 11  | 27  | 0 | 1  | 0  |
| Other Business            | 6  | 38  | 7   | 4 | 7  | 0  |
| Mold                      | 6  | 26  | 29  | 1 | 8  | 6  |
| Totals                    | 58 | 189 | 159 | 9 | 39 | 22 |

| <b>Complaint Followups</b>          |                |                     |                          |
|-------------------------------------|----------------|---------------------|--------------------------|
| <b>Environmental Investigations</b> | <b>Quarter</b> | <b>Year to Date</b> | <b>Last Year to Date</b> |
| Community Water Supplies            | 0              | 0                   | 0                        |
| School/Day Care                     | 0              | 0                   | 0                        |
| Private water supplies              | 0              | 0                   | 0                        |
| Surface water pollution             | 0              | 0                   | 0                        |
| Animal nuisances                    | 1              | 2                   | 0                        |
| Rabies control                      | 0              | 0                   | 0                        |
| Insect control                      | 1              | 1                   | 2                        |
| Rodent control                      | 0              | 0                   | 2                        |
| Hazardous substance control         | 0              | 0                   | 0                        |
| Air pollution - Indoor              | 0              | 0                   | 0                        |
| Air pollution - Outdoor             | 0              | 0                   | 0                        |
| Noise                               | 5              | 6                   | 3                        |
| Radiation                           | 0              | 0                   | 0                        |
| Garbage/rubbish nuisance            | 1              | 1                   | 0                        |
| Private residence/housing           | 0              | 3                   | 0                        |
| Lead                                | 0              | 0                   | 0                        |
| Other Programs                      | 0              | 0                   | 0                        |
| Other Business                      | 4              | 4                   | 0                        |
| Mold                                | 0              | 2                   | 1                        |
| Totals                              | 12             | 19                  | 8                        |

### III. Promoting Health

| <b>Type of Referrals to Public Health Nurse (PHN)</b> | <b>Quarter</b> | <b>Year to Date</b> | <b>Last Year to Date</b> |
|-------------------------------------------------------|----------------|---------------------|--------------------------|
| Family                                                | 1              | 1                   | 1                        |
| Maternal/Child                                        | 0              | 193                 | 920                      |
| Adult/Elderly                                         | 0              | 0                   | 5                        |
| Total                                                 | 1              | 194                 | 926                      |

| <b>Community Health Visits</b> | <b>Admissions</b> |                     |                          | <b>Revisits</b> |                     |                          |
|--------------------------------|-------------------|---------------------|--------------------------|-----------------|---------------------|--------------------------|
|                                | <b>Quarter</b>    | <b>Year to Date</b> | <b>Last Year to Date</b> | <b>Quarter</b>  | <b>Year to Date</b> | <b>Last Year to Date</b> |

Includes contact to elderly and adult clients, parents, and children for purposes of assessment, teaching, referrals and case management

|         |   |    |     |    |     |     |
|---------|---|----|-----|----|-----|-----|
| MCH     | 0 | 48 | 134 | 0  | 0   | 393 |
| Adult   | 0 | 2  | 86  | 18 | 272 | 266 |
| Elderly | 0 | 0  | 7   | 0  | 0   | 18  |
| Total   | 0 | 50 | 227 | 18 | 272 | 677 |

| <b>Community Health Visits</b> | <b>Discharges</b> |                     |                          | <b>Phone Calls as Visit</b> |                     |                          |
|--------------------------------|-------------------|---------------------|--------------------------|-----------------------------|---------------------|--------------------------|
|                                | <b>Quarter</b>    | <b>Year to Date</b> | <b>Last Year to Date</b> | <b>Quarter</b>              | <b>Year to Date</b> | <b>Last Year to Date</b> |

Includes contact to elderly and adult clients, parents, and children for purposes of assessment, teaching, referrals and case management

|         |   |   |    |    |     |    |
|---------|---|---|----|----|-----|----|
| MCH     | 0 | 3 | 2  | 22 | 78  | 77 |
| Adult   | 1 | 3 | 14 | 4  | 14  | 9  |
| Elderly | 0 | 0 | 3  | 2  | 11  | 2  |
| Total   | 1 | 6 | 19 | 28 | 103 | 88 |

| <b>Primary Health Problem</b> | <b>Quarter</b> | <b>Year to Date</b> | <b>Last Year to Date</b> |
|-------------------------------|----------------|---------------------|--------------------------|
| General Health Promotion      | 0              | 18                  | 136                      |
| Prenatal                      | 4              | 24                  | 86                       |
| Postpartum                    | 10             | 60                  | 204                      |

|                                              |    |     |     |
|----------------------------------------------|----|-----|-----|
| Infant and Child Health                      | 18 | 84  | 251 |
| Communicable Disease                         | 1  | 35  | 227 |
| Endocrine/Nutritional/Immunity Disorders     | 0  | 1   | 3   |
| Nervous system and sense organs              | 0  | 0   | 0   |
| Circulatory system                           | 2  | 6   | 38  |
| Respiratory system                           | 4  | 7   | 7   |
| Musculoskeletal system and Connective tissue | 0  | 0   | 0   |
| Other                                        | 0  | 3   | 31  |
| Total                                        | 39 | 238 | 983 |

| <b>Adult/Elderly Clients By Referral Source</b> | <b>Quarter</b> | <b>Year to Date</b> | <b>Last Year to Date</b> |
|-------------------------------------------------|----------------|---------------------|--------------------------|
| Self                                            | 0              | 0                   | 0                        |
| Case Finding                                    | 0              | 0                   | 1                        |
| Physician (Unhospitalized)                      | 0              | 0                   | 1                        |
| Hospital                                        | 0              | 0                   | 1                        |
| Social Service/Counseling                       | 0              | 1                   | 1                        |
| Community Agency                                | 0              | 0                   | 0                        |
| Other Public Health Agency                      | 1              | 1                   | 1                        |
| Licensed Home Health Agency                     | 0              | 0                   | 0                        |
| State Agency                                    | 0              | 0                   | 0                        |
| Carried Over From Previous Year                 | 0              | 0                   | 12                       |
| Other                                           | 0              | 0                   | 0                        |
| Total                                           | 1              | 2                   | 17                       |

| <b>Client Interventions</b>            | <b>Quarter</b> | <b>Year to Date</b> | <b>Last Year to Date</b> |
|----------------------------------------|----------------|---------------------|--------------------------|
| Case Management                        | 18             | 82                  | 314                      |
| Consultation                           | 0              | 34                  | 55                       |
| Counseling                             | 0              | 3                   | 129                      |
| Delegated Functions                    | 0              | 1                   | 1                        |
| Disease and Health Event Investigation | 0              | 0                   | 2                        |
| Health Teaching                        | 30             | 110                 | 344                      |
| Referral and Follow Up                 | 2              | 20                  | 72                       |
| Screening                              | 0              | 8                   | 225                      |
| Total                                  | 50             | 258                 | 1142                     |

| <b>Non-Client Contacts</b>  | <b>Quarter</b> | <b>Year to Date</b> | <b>Last Year to Date</b> |
|-----------------------------|----------------|---------------------|--------------------------|
| Adult child                 | 0              | 1                   | 1                        |
| Aging & Disability Resource | 3              | 3                   | 3                        |
| Citizen                     | 6              | 8                   | 12                       |
| Client                      | 0              | 0                   | 2                        |
| Community Agency            | 0              | 0                   | 3                        |
| Employer                    | 0              | 0                   | 2                        |
| Faith Community             | 0              | 0                   | 1                        |
| Friend                      | 1              | 2                   | 4                        |
| Hospital                    | 1              | 1                   | 2                        |
| Human Services              | 0              | 0                   | 1                        |
| Mental Health Provider      | 0              | 0                   | 0                        |
| Nurse                       | 0              | 0                   | 1                        |
| Other                       | 1              | 1                   | 2                        |
| Parent/Guardian             | 2              | 2                   | 4                        |
| Primary Care Provider       | 0              | 0                   | 1                        |
| Spouse                      | 0              | 0                   | 1                        |
| Total                       | 14             | 18                  | 40                       |

| <b>Non-Client Contact Interventions</b> | <b>Quarter</b> | <b>Year to Date</b> | <b>Last Year to Date</b> |
|-----------------------------------------|----------------|---------------------|--------------------------|
| Consultation                            | 7              | 8                   | 16                       |
| Counseling                              | 0              | 0                   | 2                        |
| Health Teaching                         | 4              | 4                   | 7                        |
| Referral and Follow Up                  | 0              | 3                   | 22                       |
| Total                                   | 11             | 15                  | 47                       |

**IV. Protecting the Consumer**

|  | <b>Number Received</b> |                  | <b>Number of Violations Found</b> |                  |
|--|------------------------|------------------|-----------------------------------|------------------|
|  | <b>Year to</b>         | <b>Last Year</b> | <b>Year to</b>                    | <b>Last Year</b> |

| <b>Consumer Complaints</b>   | <b>Quarter</b> | <b>Date</b> | <b>to Date</b> | <b>Quarter</b> | <b>Date</b> | <b>to Date</b> |
|------------------------------|----------------|-------------|----------------|----------------|-------------|----------------|
| Foods                        | 1              | 2           | 2              | 0              | 0           | 0              |
| Liquid foods                 | 0              | 0           | 0              | 0              | 0           | 0              |
| Non-food Products            | 0              | 1           | 0              | 0              | 0           | 0              |
| Heating Oil and LP gas       | 0              | 0           | 0              | 0              | 0           | 0              |
| Firewood                     | 0              | 0           | 0              | 0              | 0           | 0              |
| Gas station pumps            | 0              | 3           | 14             | 1              | 3           | 3              |
| Gas station service console  | 0              | 0           | 7              | 0              | 0           | 0              |
| Gas station price signage    | 0              | 2           | 6              | 0              | 1           | 2              |
| Gas station gasoline quality | 0              | 0           | 3              | 0              | 0           | 0              |
| Scales: food                 | 0              | 0           | 0              | 0              | 0           | 0              |
| Scales: scrap metal          | 0              | 0           | 1              | 0              | 0           | 0              |
| Scales: other                | 0              | 0           | 0              | 0              | 0           | 0              |
| Scanning                     | 0              | 3           | 5              | 0              | 0           | 0              |
| Trade practices              | 0              | 1           | 4              | 0              | 1           | 1              |
| Advertising                  | 0              | 2           | 0              | 0              | 0           | 0              |
| Going out of business sales  | 0              | 1           | 1              | 0              | 1           | 1              |
| Temporary sales              | 0              | 0           | 0              | 0              | 0           | 0              |
| Miscellaneous                | 0              | 0           | 0              | 0              | 0           | 0              |
| Totals                       | 1              | 15          | 43             | 1              | 6           | 7              |

| <b>Type of Establishments Inspected</b> | <b>Current Month</b> | <b>Quarter</b> | <b>Year to Date</b> | <b>Last Year to Date</b> |
|-----------------------------------------|----------------------|----------------|---------------------|--------------------------|
|-----------------------------------------|----------------------|----------------|---------------------|--------------------------|

Food and convenience stores, restaurants, bakery and candy stores, dairy plants and stores, drug stores, hardware stores, variety stores, gas stations, salvage and recyclers, pet shops, garden centers, industrial manufacturing plants, concrete and asphalt plants

|                        |    |     |     |     |
|------------------------|----|-----|-----|-----|
| Total number inspected | 38 | 105 | 413 | 648 |
|------------------------|----|-----|-----|-----|

| <b>Equipment and Device Examined</b>          | <b>0</b>             |                |                     |                          | <b>Number Not in Compliance</b> |                |                     |                          |
|-----------------------------------------------|----------------------|----------------|---------------------|--------------------------|---------------------------------|----------------|---------------------|--------------------------|
|                                               | <b>Current Month</b> | <b>Quarter</b> | <b>Year to Date</b> | <b>Last Year to Date</b> | <b>Current Month</b>            | <b>Quarter</b> | <b>Year to Date</b> | <b>Last Year to Date</b> |
| Scales and Balances                           | 60                   | 95             | 499                 | 568                      | 0                               | 0              | 6                   | 14                       |
| Measures (Includes gas pumps and fuel oil tri | 0                    | 93             | 946                 | 1,056                    | 0                               | 8              | 58                  | 40                       |
| Weights                                       | 9                    | 11             | 32                  | 25                       | 0                               | 0              | 0                   | 0                        |
| Total                                         | 69                   | 199            | 1,477               | 1,649                    | 0                               | 8              | 64                  | 54                       |

| <b>Commodity Report</b> | <b>Current Month</b> | <b>Quarter</b> | <b>Year to Date</b> | <b>Last Year to Date</b> |
|-------------------------|----------------------|----------------|---------------------|--------------------------|
|-------------------------|----------------------|----------------|---------------------|--------------------------|

|                                         |       |        |        |         |
|-----------------------------------------|-------|--------|--------|---------|
| Total units of product investigated     | 2,482 | 20,822 | 64,854 | 162,981 |
| Random sample size                      | 610   | 3,785  | 10,948 | 19,225  |
| Total products/units found short weight | 0     | 35     | 440    | 1,210   |
| Total products/units found mislabeled   | 31    | 39     | 215    | 1,985   |

| <b>Price Scanning Inspections</b> | <b>Month</b> | <b>Quarter</b> | <b>Year to Date</b> | <b>Last Year to Date</b> |
|-----------------------------------|--------------|----------------|---------------------|--------------------------|
|-----------------------------------|--------------|----------------|---------------------|--------------------------|

|                         |     |     |       |       |
|-------------------------|-----|-----|-------|-------|
| Number of Inspection    | 11  | 28  | 111   | 144   |
| Number of items scanned | 300 | 775 | 3,552 | 4,775 |
| Pricing errors found    | 2   | 7   | 74    | 103   |

| <b>License Investigations</b> | <b>Quarter</b> | <b>Year to Date</b> | <b>Last Year to Date</b> |
|-------------------------------|----------------|---------------------|--------------------------|
|-------------------------------|----------------|---------------------|--------------------------|

|                         |    |    |    |
|-------------------------|----|----|----|
| Closeout sales          | 0  | 0  | 1  |
| Secondhand dealers      | 24 | 31 | 32 |
| Commercial solicitation | 10 | 52 | 20 |
| Taxicab                 | 0  | 7  | 5  |
| Pet store               | 0  | 3  | 3  |
| Fire wood               | 0  | 19 | 20 |

**HEALTH DEPARTMENT**  
**Fourth Quarter Review**  
**All Figures Through December 31, 2020**

**Significant 2019 Events:**

See 2019 Quarterly Reports

**Performance Data:**

| Administration 4th Quarter              |                                                    |             |             |             |             |             |
|-----------------------------------------|----------------------------------------------------|-------------|-------------|-------------|-------------|-------------|
| Program                                 | Criteria                                           | Actual 2017 | Actual 2018 | Actual 2019 | Actual 2020 | Target 2020 |
| <b>ADMIN</b>                            | Client Benefit                                     |             |             |             |             |             |
| Train Staff                             | Benefit #1: Training request/ reviewed/ approved   | 100%        | 100%        | 100%        | 100%        | 100%        |
| Safe Work                               | Benefit #2: # unresolved safety issues             | 0           | 0           | 0           | 0           | 0           |
| Level III Health Dept                   | Outcome #1: # of unresolved issues                 | 0           | 0           | 0           | 0           | 0           |
| Internal Advancement                    | Outcome #2: % vacancies filled from within         | 100%        | 100%        | 100%        | 100%        | 100%        |
| Training                                | Output #1: Hours of training/employee              | 41          | 48          | 40          | 31          | 45          |
| Staff Assessments                       | Output #2: % completed on time                     | 100%        | 100%        | 100%        | 100%        | 100%        |
| Collaboration with Health Care Partners | Output #3: # of meetings                           | 151         | 147         | 140         | 0           | 130         |
| Prepare Annual Report                   | Output #4: Complete by 120th day of following year | 4/21        | 4/18        | 4/25        | 8/12        | 4/25        |



## Nursing 4th Quarter

| Program                        | Criteria                                                                | Actual 2017 | Actual 2018 | Actual 2019 | Actual 2020 | Target 2020 |
|--------------------------------|-------------------------------------------------------------------------|-------------|-------------|-------------|-------------|-------------|
| <b>Client Benefits/Impacts</b> |                                                                         |             |             |             |             |             |
| TB Disease Resolved            | Benefit #1: Three negative tests/ complete treatment/ + clinical status | 50%         | 100%        | 100%        | 100%        | 100%        |
| Occupational Health            | Benefit #2: TB testing and training                                     | 100%        | 100%        | 100%        | 100%        | 100%        |
| <b>Strategic Outcomes</b>      |                                                                         |             |             |             |             |             |
| Epi-linked TB Cases            | Outcome #1: # of cases                                                  | 0           | 0           | 1           | 0           | 0           |
| Increase Vaccine Coverage      | Outcome #2: % school age children vaccinated                            | 99%         | 99%         | 99%         | 99%         | 99%         |
| COM Regulations                | Outcome #3: % of required participants                                  | 100.0%      | 100.0%      | 100.0%      | 100.0%      | 100.0%      |
| <b>Work Process Outputs</b>    |                                                                         |             |             |             |             |             |
| Case Management of TB          | Output #1: # of home visits                                             | 207         | 47          | 100         | 354         | 250         |
| TB Skin Test                   | Output #2: # of TB skin tests                                           | 72          | 95          | 75          | 2           | 75          |

## Environmental 4th Quarter

| Program                            | Criteria                                                | Actual 2017 | Actual 2018 | Actual 2019 | Actual 2020 | Target 2020 |
|------------------------------------|---------------------------------------------------------|-------------|-------------|-------------|-------------|-------------|
| <b>Client Benefits/Impacts</b>     |                                                         |             |             |             |             |             |
| Fair and Consistent Inspection     | Benefit #1: Positive triennial survey results           | 100%        | 100%        | 100%        | 99.0%       | 100%        |
| Health Hazards                     | Benefit #2: Identified and corrected inspection reports | 100%        | 100%        | 100%        | 100%        | 100%        |
| <b>Strategic Outcomes</b>          |                                                         |             |             |             |             |             |
| Voluntary Compliance Improved      | Outcome #1: # of critical violations                    | 371         | 402         | 400         | 0           | 375         |
| Human Cases of Rabies              | Outcome #2: # of cases                                  | 0           | 0           | 0           | 0           | 0           |
| Foodborne Outbreaks                | Outcome #3: # of outbreaks related to special events    | 0           | 0           | 0           | 0           | 0           |
| Foodborne Outbreaks                | Outcome #4: # of food establishment linked outbreaks    | 0           | 0           | 0           | 0           | 0           |
| <b>Work Process Outputs</b>        |                                                         |             |             |             |             |             |
| Annual Inspection & Follow-ups     | Output #1: # of inspections                             | 515         | 506         | 540         | 311         | 540         |
| Annual Inspection & Follow-ups     | Output #2: # of follow up inspections                   | 102         | 104         | 120         | 32          | 120         |
| Response to Complaints             | Output #3: # of complaints/follow ups                   | 78/58       | 68/20       | 100/50      | 89/27       | 90/50       |
| Response to Complaints             | Output #4: % completed within 3 days                    | 100.0%      | 97%         | 100%        | 100%        | 99%         |
| Animal Bite Complaints             | Output #5: % response within 4 hours                    | 100%        | 100%        | 100%        | 100%        | 100%        |
| Education Sessions for Non-profits | Output #6: # of vendors participating                   | 72          | 60          | 25          | 4           | 25          |

## Weights & Measures 4th Quarter

| Program                                  | Criteria                                                      | Actual 2017 | Actual 2018 | Actual 2019 | Actual 2020 | Target 2020 |
|------------------------------------------|---------------------------------------------------------------|-------------|-------------|-------------|-------------|-------------|
| <b>Client Benefits/Impacts</b>           |                                                               |             |             |             |             |             |
| Reduce Price Scanning Errors             | Benefit #1: % error trend reporting compliance (over charges) | 98.5%       | 98.7%       | 98.8%       | 0.0%        | 100.0%      |
| Accurate Product Labeling                | Benefit #2: Positive triennial consumer survey                | 88.0%       | 100%        | 100%        | 0.0%        | 100.0%      |
| Accurate Measuring Devices               | Benefit #3: % of devices that measure accurately              | 97.4%       | 97.7%       | 96.7%       | 0.0%        | 96.0%       |
| <b>Strategic Outcomes</b>                |                                                               |             |             |             |             |             |
| System of Price Control                  | Outcome #1: % error trend reporting compliance (undercharges) | 97.9%       | 98.5%       | 99.1%       | 0.0%        | 98.0%       |
| Short Weight & Mislabeled Measured Sales | Outcome #2: % error trend reporting compliance                | 95.8%       | 98.5%       | 98.0%       | 0.0%        | 96.0%       |
| Public Confidence in System Integrity    | Outcome #3: Triennial consumer survey response                | 100.0%      | 98.2%       | 92.0%       | 92.0%       | 99.0%       |
| <b>Work Process Outputs</b>              |                                                               |             |             |             |             |             |
| Price Scanning Inspection                | Output #1: # of annual inspections                            | 125         | 141         | 144         | 0           | 130         |
| Commodity Inspections                    | Output #2: # of inspections                                   | 17,887      | 20,678      | 19,225      | -           | 17,000      |
| Device Inspections                       | Output #3: # of inspections                                   | 1,787       | 1,631       | 1,649       | -           | 1,775       |

| <b>ACCOUNT DESCRIPTION</b>     | <b>ORIGINAL APPROP</b> | <b>REVISED BUDGET</b> | <b>YTD EXPENDED</b> | <b>AVAILABLE BUDGET</b> | <b>% USED</b> |
|--------------------------------|------------------------|-----------------------|---------------------|-------------------------|---------------|
| 12510 Public Health Administra | 166,160                | 166,160               | 41,181.30           | 124,979                 | 24.80         |
| 12520 Public Health Nursing    | 473,450                | 473,450               | 178,270.83          | 295,179                 | 37.70         |
| 12530 Public Health Environmen | 354,918                | 354,918               | 206,017.28          | 148,901                 | 58.00         |
| 12540 Public Health Weights/Me | 213,470                | 213,470               | 157,885.28          | 55,585                  | 74.00         |
| Expense Total                  | 1,207,998              | 1,207,998             | 583,354.69          | 624,643                 | 48.30         |

| <b>ACCOUNT DESCRIPTION</b>     | <b>ORIGINAL APPROP</b> | <b>REVISED BUDGET</b> | <b>YTD EXPENDED</b> | <b>AVAILABLE BUDGET</b> | <b>% USED</b> |
|--------------------------------|------------------------|-----------------------|---------------------|-------------------------|---------------|
| 2710 MCH Grant                 | 38,732                 | 41,264                | 25,318.40           | 15,946                  | 61.40         |
| 2730 Prevention Grant          | 7,902                  | 10,303                | 8,348.97            | 1,954                   | 81.00         |
| 2740 Lead Grant                | 10,519                 | 11,095                | 10,609.89           | 485                     | 95.60         |
| 2750 Immunization              | 27,531                 | 29,339                | 22,041.35           | -2,410                  | 108.20        |
| 2771 COVID-19 Testing Coordina | 0                      | 28,400                | 28,400.00           | 0                       | 100.00        |
| 2772 COVID-19 Contact Tracing  | 0                      | 551,453               | 502,143.61          | 49,309                  | 91.10         |
| 2780 Bioterrorism Grant        | 104,204                | 104,204               | 56,538.33           | 47,666                  | 54.30         |
| 2781 Bioterrorism Grant        | 0                      | 2,763                 | 1,979.94            | 783                     | 71.70         |
| 2782 Bioterrorism Grant        | 0                      | 53,243                | 42,988.26           | 10,255                  | 80.70         |
| Expense Total                  | 188,888                | 832,064               | 698,368.75          | 123,988                 | 85.10         |

**The following noise variance requests have been approved by Health Officer, Kurt Eggebrecht:**

*Lawrence University – Senior Celebration  
Boldt Plaza  
March 5<sup>th</sup>, 7pm-10pm*

*McGuinness Irish Pub  
201 S Walnut  
March 13<sup>th</sup>, 2pm-10pm*